



MARKET DAILY

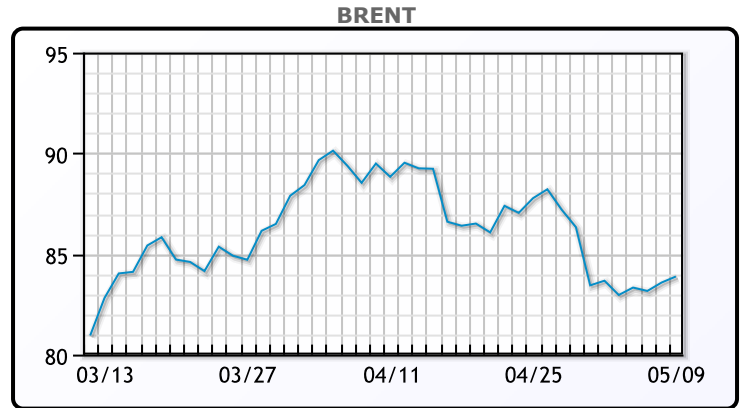
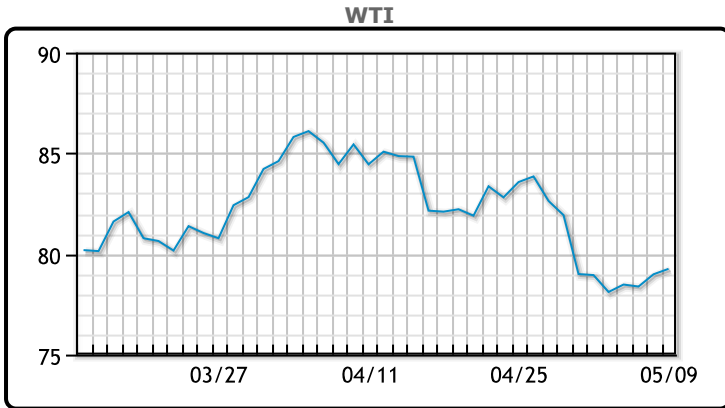
<https://www.pflpetroleum.com>
 1865 Veterans Park Dr. Suite 303
 Naples, Florida 34109
 Phone: 239-390-2885
 Fax: 239-949-0611
 May 9, 2024 6:27 PM

Major Energy Futures		
	Settle	Change
Brent	83.88	0.3
Gas Oil	760.5	6.25
Natural Gas	2.301	0.114
RBOB	254.18	1
ULSD	247.76	0.15
WTI	79.26	0.27

Market Commentary

Oil prices were higher today, edging up to one week highs closing at their highest since the 30th. Data from China and the US both showed demand could rise. "Oil prices traded in a very tight range. There's not a lot of oil news out there. The geopolitical news from the Middle East is in the background and it's unclear," Phil Flynn, an analyst at Price Futures Group, said of the small changes in crude prices. Limiting gains however was yesterday's report showing gasoline and diesel demand was the worst since the pandemic. In China meanwhile, crude oil imports rose on the previous year in April and exports and imports returned to growth last month, indicating an increase in demand at home and overseas as Beijing moves to shore up a shaky economy. WTI traded up \$.27 or .3% to close at \$79.26. Brent traded up \$.30 .4% to close at \$83.88.

Crude & Product Markets

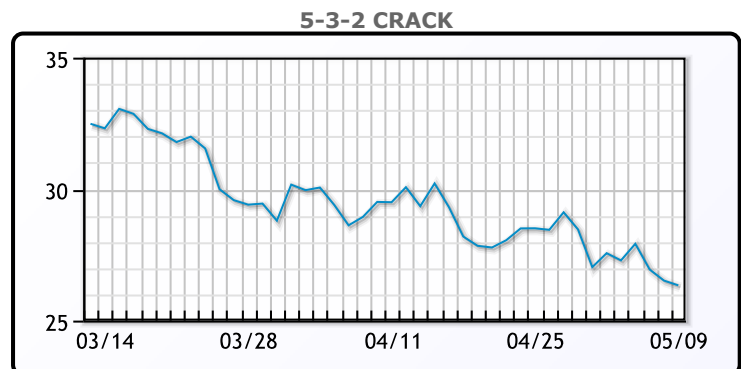
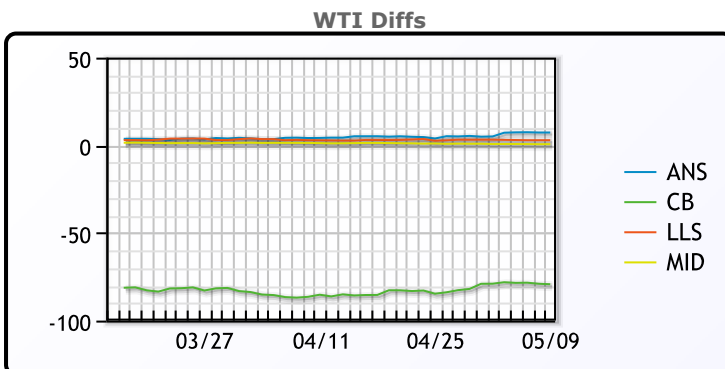


CRUDE

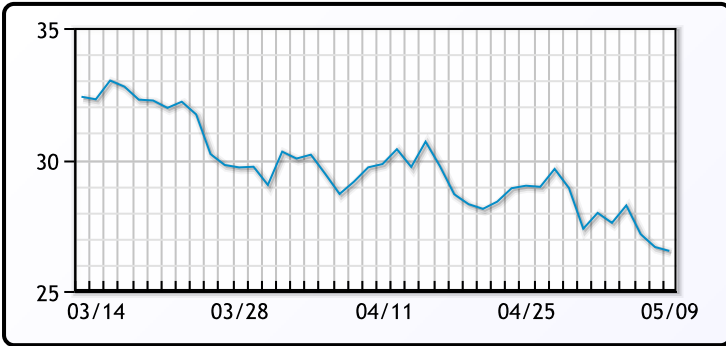
	Last	Week Ago	Month Ago
ANS	86.54	85.28	89.44
BLS	73.2	73.14	68.65
LLS	82.16	81.21	88.09
Mid	79.92	78.86	86.48
WTI	79.26	78.11	85.23

PRODUCTS

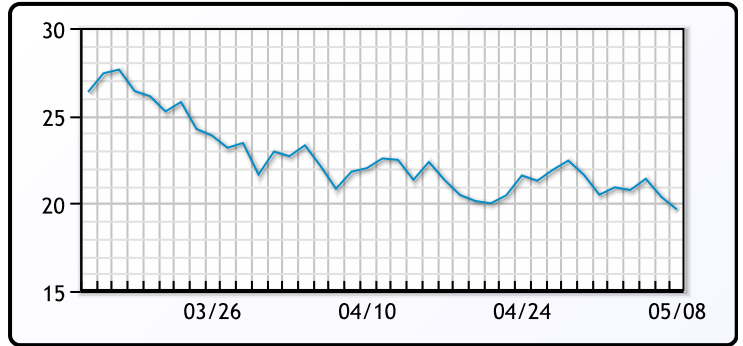
	Last	Week Ago	Month Ago
Gulf RBOB	2.4323	2.4576	2.6206
Gulf ULSD	2.4016	2.3684	2.608
NYH RBOB	2.5393	2.5376	2.4456
NYH ULSD	2.4716	2.4284	2.667
USGC 3%	65.51	66.22	73.81



3-2-1 Crack



Gulf 3-2-1 Crack



NGLs

MB

	Last	Week Ago	Month Ago
Butane	71.625	78.5	94
IsoButane	133	134	130
Natural Gasoline	151.6	155	161.3
Propane	69.25	71.875	82.5

CONWAY

	Last	Week Ago	Month Ago
Butane	77.25	80	92.75
IsoButane	143.5	130	134
Natural Gasoline	151	153	159
Propane	67	68.875	78

MB NON

	Last	Week Ago	Month Ago
Butane	81.625	83.5	98
IsoButane	133	134	130
Natural Gasoline	151	154.75	161.25
Propane	68.3	70.6	82

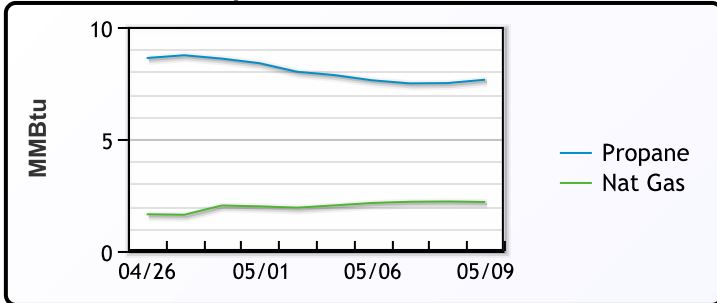
EDMONTON

	Last	Week Ago	Month Ago
Propane	45	46.4	52.6

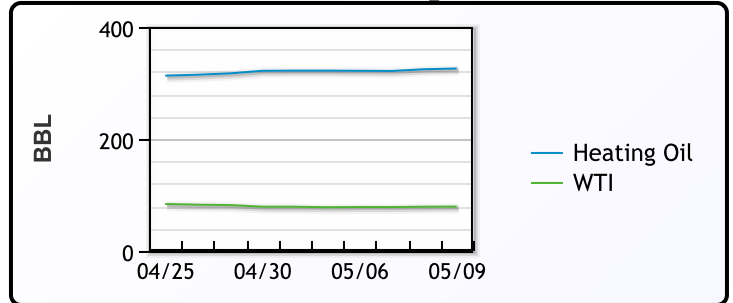
SARNIA

	Last	Week Ago	Month Ago
Propane	77.5	86	99.3

Propane MT.B Tet vs Nat Gas



WTI vs Heating Oil



FX

	Last	Change
CAD	1.3675	-0.0002
DXY	105.227	-0.319
Gold	2345.54	-0.79

RATES

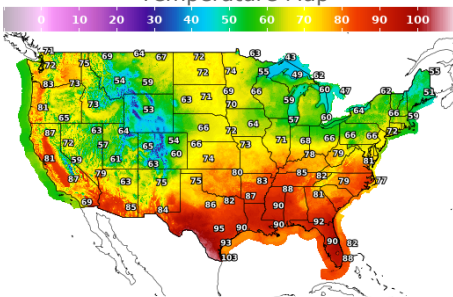
	Last	Change
US 2yr	4.8154	-0.0211
US 10yr	4.4531	-0.0406
CAN 10yr	3.627	-0.003

EQUITIES

	Last	Change
Nasdaq	16346.26	43.5
TSX	1340.351	6.713
S&P 500	5214.08	26.41

Weather Data

Temperature Map



City	HIGH °F	LOW °F
Calgary	70	42
Conway	70	47
Cushing	80	54
Denver	54	44
Houston	90	76
Mont Belvieu	83	76
Sarnia	58	45
Williston	70	49

Precipitation Map

