



MARKET DAILY

<https://www.pflpetroleum.com>
 1865 Veterans Park Dr. Suite 303
 Naples, Florida 34109
 Phone: 239-390-2885
 Fax: 239-949-0611
 May 8, 2024 6:51 PM

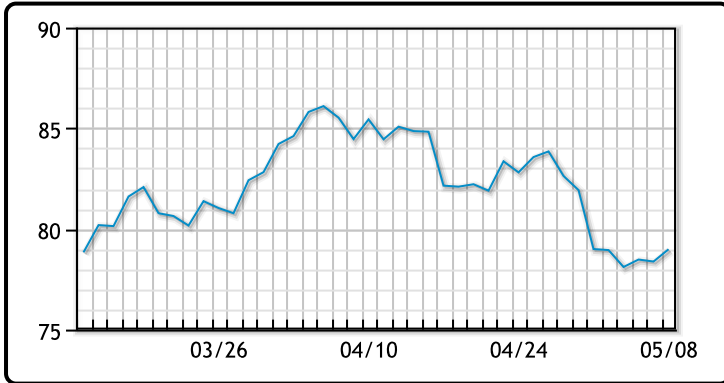
Major Energy Futures		
	Settle	Change
Brent	83.81	4.23
Gas Oil	756.5	-0.25
Natural Gas	2.187	-0.02
RBOB	253.18	-1.16
ULSD	247.61	1.05
WTI	79.28	0.29

Market Commentary

Oil prices rose today on a larger than expected crude oil draw. Shrinking inventories indicating tighter supply helped prices as inventories fell by 1.4MM.bbls. This is higher than the 1.1 million bbl draw expected as refinery activity also increased. A weaker than expected US jobs report also helped boost prices as it raised expectations that the Fed will cut rates. Prices were capped however by rising gasoline stocks which swelled by 900K/bbls unexpectedly. WTI traded up \$.29 to close at \$79.28. Brent traded up 4.23 to close at \$83.81.

Crude & Product Markets

WTI



BRENT



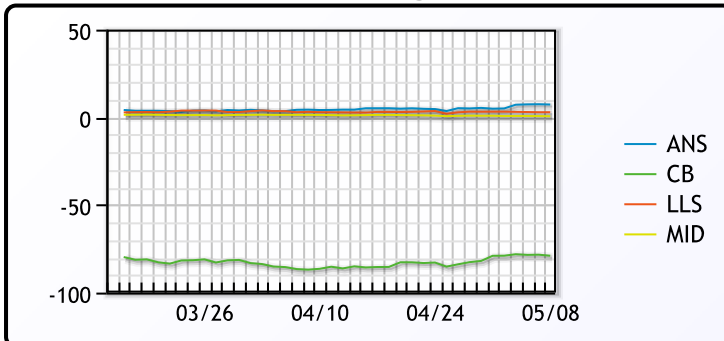
CRUDE

	Last	Week Ago	Month Ago
ANS	86.27	85.28	90.57
BLS	73.2	73.14	68.65
LLS	81.89	81.21	89.35
Mid	79.6	78.86	87.77
WTI	78.99	78.11	86.43

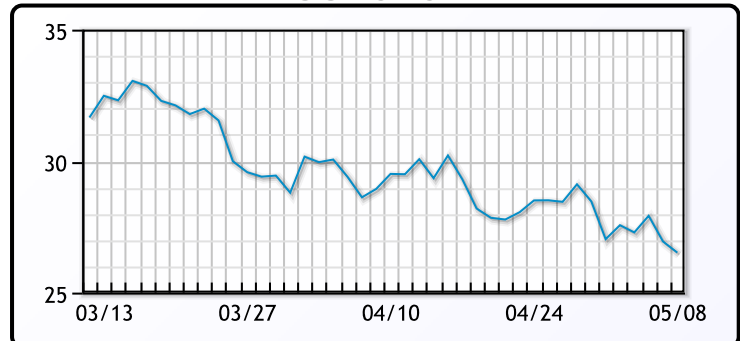
PRODUCTS

	Last	Week Ago	Month Ago
Gulf RBOB	2.4268	2.4576	2.6036
Gulf ULSD	2.4001	2.3684	2.6627
NYH RBOB	2.5318	2.5376	2.4401
NYH ULSD	2.4611	2.4284	2.7212
USGC 3%	65.51	66.22	73.81

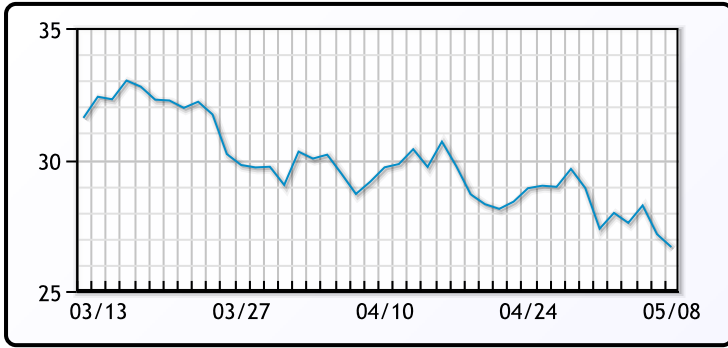
WTI Diffs



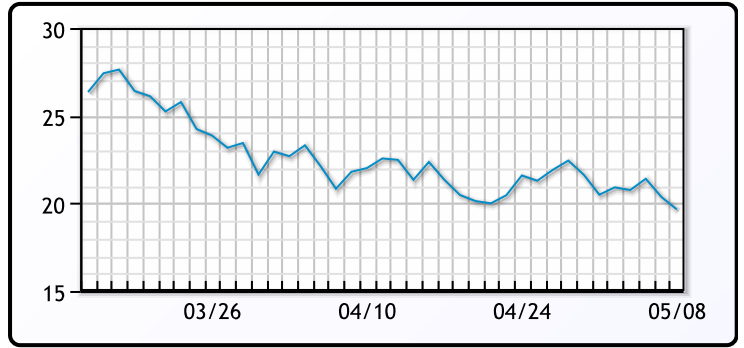
5-3-2 CRACK



3-2-1 Crack



Gulf 3-2-1 Crack



NGLs

MB

	Last	Week Ago	Month Ago
Butane	71.5	80	97
IsoButane	140	135	137.75
Natural Gasoline	151.4	155.3	163.3
Propane	70	73.25	83.5

CONWAY

	Last	Week Ago	Month Ago
Butane	76.75	82	94
IsoButane	140.5	127.5	141
Natural Gasoline	150.5	154	161
Propane	67.625	69.75	78.5

MB NON

	Last	Week Ago	Month Ago
Butane	81.5	85	101
IsoButane	140	135	137.75
Natural Gasoline	151.5	154.75	163.5
Propane	69.3	72.5	82.5

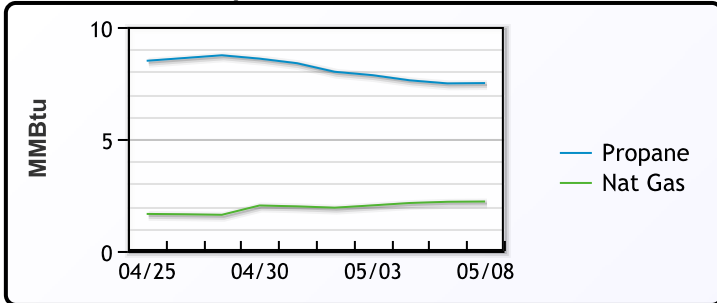
EDMONTON

	Last	Week Ago	Month Ago
Propane	44.8	47	53

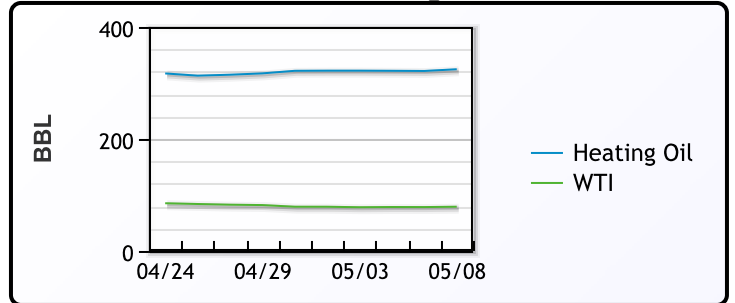
SARNIA

	Last	Week Ago	Month Ago
Propane	77.5	86	99.3

Propane MT.B Tet vs Nat Gas



WTI vs Heating Oil



FX

	Last	Change
CAD	1.3724	0.0002
DXY	105.546	0.134
Gold	2309.57	0.72

RATES

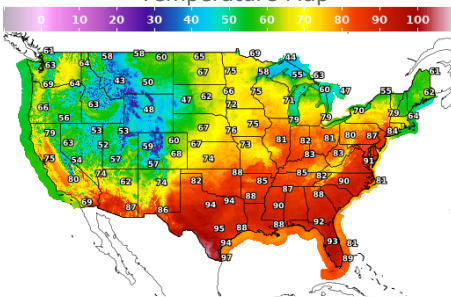
	Last	Change
US 2yr	4.8365	0.0061
US 10yr	4.4937	0.0367
CAN 10yr	3.63	0.046

EQUITIES

	Last	Change
Nasdaq	16302.76	-29.8
TSX	1333.638	-2.721
S&P 500	5187.67	-0.03

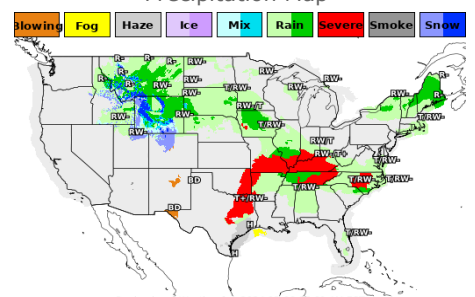
Weather Data

Temperature Map



City	HIGH °F	LOW °F
Calgary	54	40
Conway	71	50
Cushing	80	60
Denver	57	41
Houston	91	75
Mont Belvieu	84	75
Sarnia	69	46
Williston	57	48

Precipitation Map



This report has been prepared by PFL Petroleum Limited personnel for your information only and the views expressed are intended to provide market commentary and are not recommendations. This report is not an offer to sell or a solicitation of any offer to buy any security. The information contained herein has been compiled by PFL from sources believed to be reliable, but no representation or warranty, express or implied, is made by PFL Petroleum Limited, its affiliates or any other person as to its accuracy, completeness or correctness. Copyright 2017 PFL Petroleum Limited. All Rights Reserved