



# MARKET DAILY

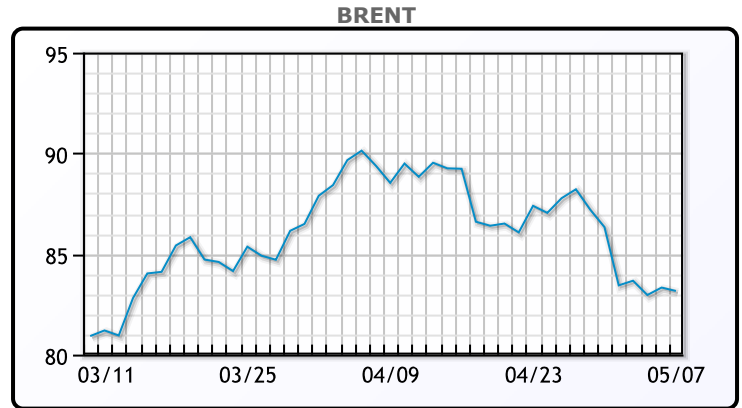
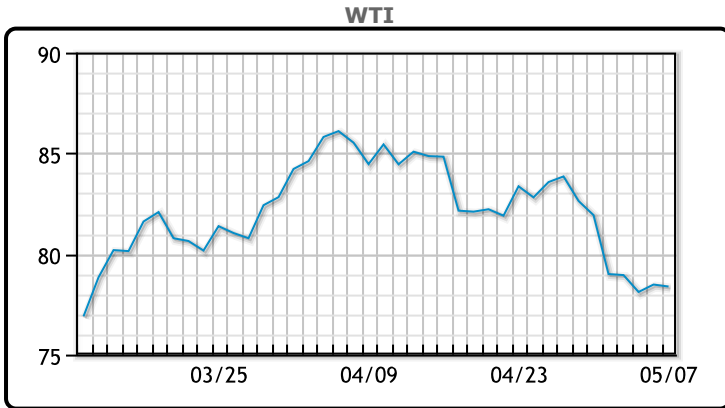
<https://www.pflpetroleum.com>  
 1865 Veterans Park Dr. Suite 303  
 Naples, Florida 34109  
 Phone: 239-390-2885  
 Fax: 239-949-0611  
 May 7, 2024 6:15 PM

Major Energy Futures		
	Settle	Change
Brent	83.16	-0.17
Gas Oil	750.25	4.25
Natural Gas	2.207	0.012
RBOB	254.34	-4.48
ULSD	246.56	0.42
WTI	78.38	-0.10

**Market Commentary**

Oil prices were lower today trading down on easing of supply tightness. Markets traded down further after hours as the API survey showed a jump a crude inventories. "If EIA shows less barrels are going into the refineries, then that is a problem for crude oil here," Mizuho analyst Robert Yawger said. "Heading into peak summer driving season we should be drawing, not building," he added. The EIA on Tuesday raised its forecasts for this year's world oil and liquid fuels output and lowered its demand expectations, pointing to a well-supplied market as opposed to prior forecasts that showed under-supply. The premium of the first-month Brent contract to the six-month contract slipped to \$2.90 a barrel on Tuesday, the lowest since mid-February, another sign of market participants betting on easing supply tightness. WTI traded down \$.10 to close at \$78.38. Brent traded down \$.17 to close at \$83.16.

## Crude & Product Markets

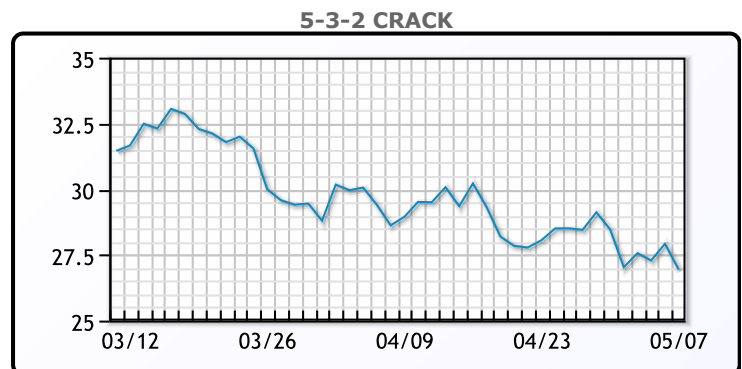
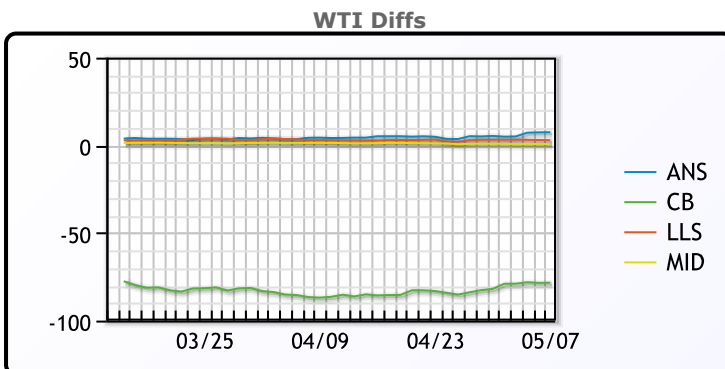


**CRUDE**

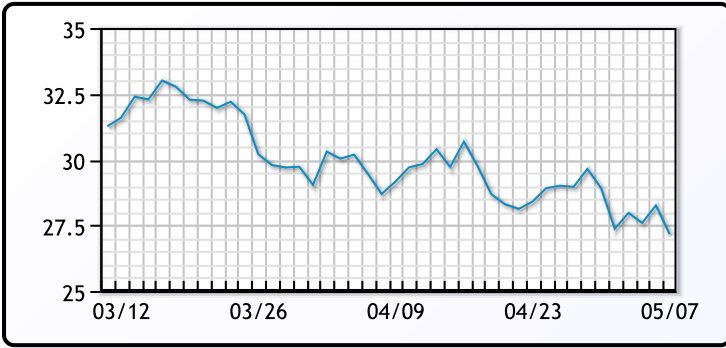
	Last	Week Ago	Month Ago
ANS	85.82	84	91.27
BLS	73.2	73.14	68.65
LLS	81.28	82.15	90.01
Mid	79.08	79.66	88.31
WTI	78.38	78.95	86.91

**PRODUCTS**

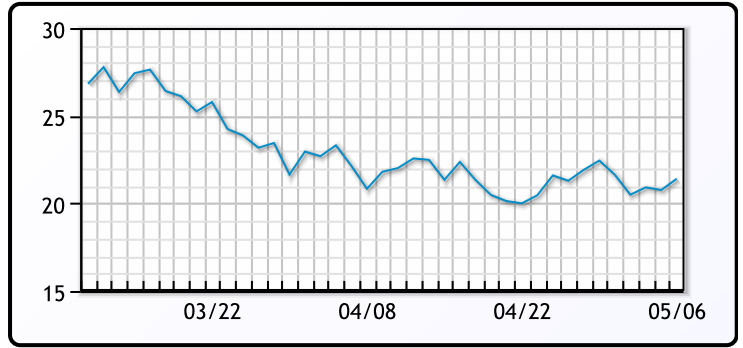
	Last	Week Ago	Month Ago
Gulf RBOB	2.4359	2.4965	2.6526
Gulf ULSD	2.3886	2.3686	2.7045
NYH RBOB	2.5464	2.604	2.4811
NYH ULSD	2.4641	2.4416	2.7685
USGC 3%	65.51	66.22	73.81



3-2-1 Crack



Gulf 3-2-1 Crack



NGLs

MB

	Last	Week Ago	Month Ago
Butane	70.25	85.5	101
IsoButane	141	140	139
Natural Gasoline	152.3	161	165.3
Propane	68.625	76.75	85.5

CONWAY

	Last	Week Ago	Month Ago
Butane	77	85.5	97
IsoButane	140	127	142.5
Natural Gasoline	151	160	163
Propane	66.125	73	80.5

MB NON

	Last	Week Ago	Month Ago
Butane	80.25	89.5	105
IsoButane	141	140	139
Natural Gasoline	152	161.5	164.75
Propane	67.6	74.8	84.4

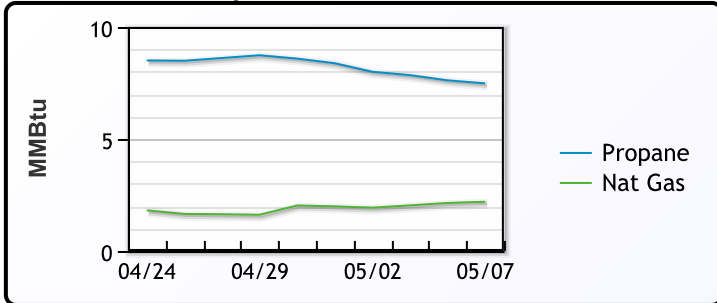
EDMONTON

	Last	Week Ago	Month Ago
Propane	44.1	48.4	53.8

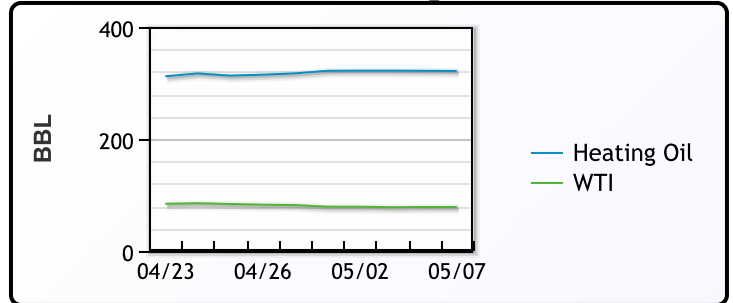
SARNIA

	Last	Week Ago	Month Ago
Propane	77.5	86	97.5

Propane MT.B Tet vs Nat Gas



WTI vs Heating Oil



FX

	Last	Change
CAD	1.3729	0.0003
DXY	105.412	0.361
Gold	2316.19	2.09

RATES

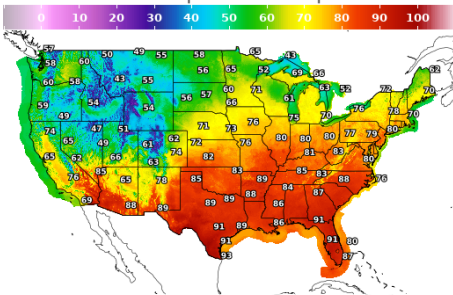
	Last	Change
US 2yr	4.8304	-0.0001
US 10yr	4.457	-0.0304
CAN 10yr	3.584	-0.029

EQUITIES

	Last	Change
Nasdaq	16332.56	-16.69
TSX	1336.359	2.064
S&P 500	5187.7	6.96

Weather Data

Temperature Map



City	HIGH °F	LOW °F
Calgary	43	39
Conway	61	53
Cushing	82	54
Denver	59	45
Houston	88	76
Mont Belvieu	84	74
Sarnia	66	44
Williston	56	49

Precipitation Map

