



# MARKET DAILY

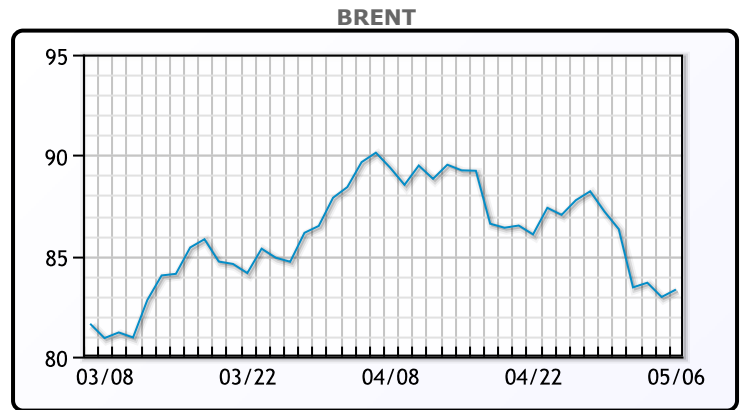
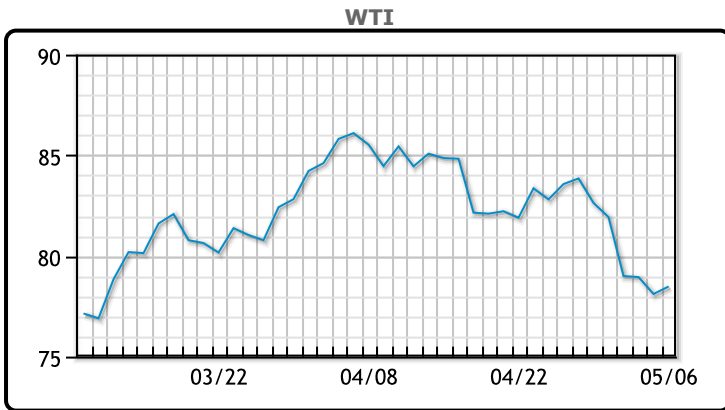
<https://www.pflpetroleum.com>  
 1865 Veterans Park Dr. Suite 303  
 Naples, Florida 34109  
 Phone: 239-390-2885  
 Fax: 239-949-0611  
 May 6, 2024 8:36 PM

Major Energy Futures		
	Settle	Change
Brent	83.33	0.37
Gas Oil	750.5	4.25
Natural Gas	2.195	0.053
RBOB	258.82	3.31
ULSD	246.14	1.8
WTI	78.48	0.37

**Market Commentary**

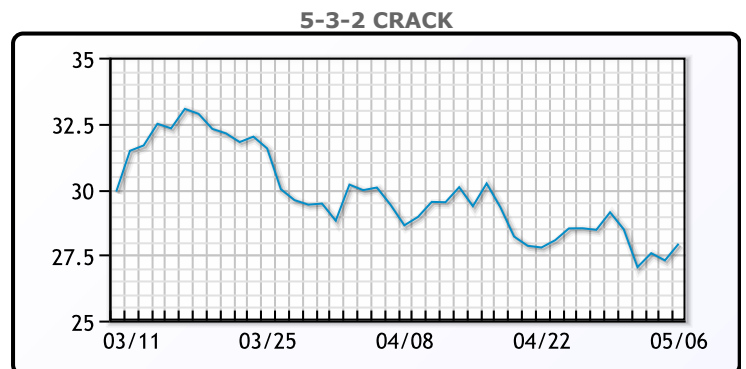
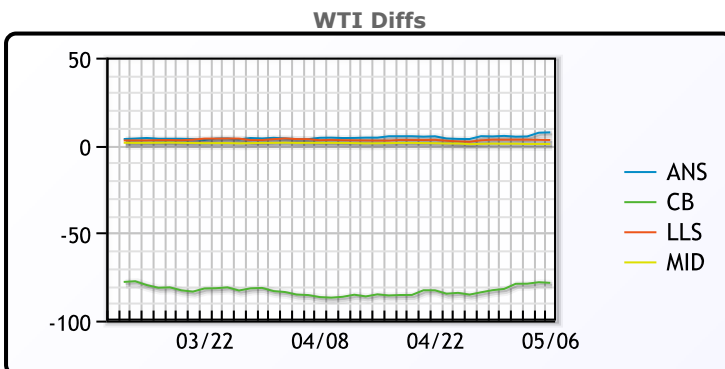
Oil prices steadied ending the day largely unchanged as a ceasefire in the middle east remained elusive. Earlier in the day some news organizations reported a ceasefire agreement had been reach which sent prices lower. Ultimately this was disputed and prices traded higher later in the session. "(A possible agreement) took some air out of the oil market," said Andrew Lipow, president of Lipow Oil Associates. "Any ceasefire agreement would lessen the tension in the Middle East. In China, the world's largest crude importer, services activity remained in expansionary territory for the 16th straight month, while growth in new orders accelerated and business sentiment rose solidly, boosting hopes of a sustained economic recovery. WTI traded up \$.37 or .5% to close at \$78.48. Brent traded up \$.37 or .5% to close at \$83.33.

## Crude & Product Markets

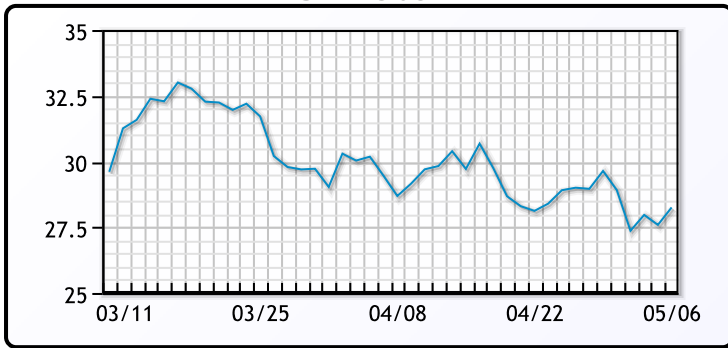


CRUDE			
	Last	Week Ago	Month Ago
ANS	85.85	83.9	91.27
BLS	73.2	73.14	68.65
LLS	81.48	82.2	90.01
Mid	79.2	79.89	88.31
WTI	78.48	79	86.91

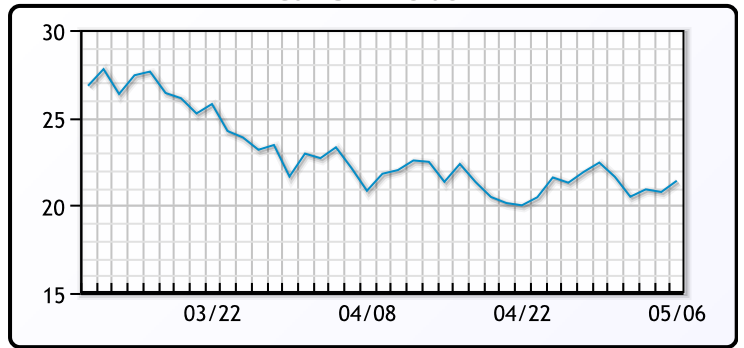
PRODUCTS			
	Last	Week Ago	Month Ago
Gulf RBOB	2.4807	2.4789	2.6526
Gulf ULSD	2.3874	2.3774	2.7045
NYH RBOB	2.5952	2.5964	2.4811
NYH ULSD	2.4489	2.4504	2.7685
USGC 3%	66.02	66.14	73.81



3-2-1 Crack



Gulf 3-2-1 Crack



NGLs

MB

	Last	Week Ago	Month Ago
Butane	60.8	76.8	90
IsoButane	136.9	139.4	133
Natural Gasoline	153.1	166.6	165.3
Propane	68.5	78.8	85

CONWAY

	Last	Week Ago	Month Ago
Butane	77.4	87.3	96.5
IsoButane	134	140.5	142
Natural Gasoline	152	165	161.5
Propane	66.5	73	80.5

MB NON

	Last	Week Ago	Month Ago
Butane	80.8	91.8	105
IsoButane	136.9	139.4	133
Natural Gasoline	153.1	166.6	165.3
Propane	67.4	77.8	84.4

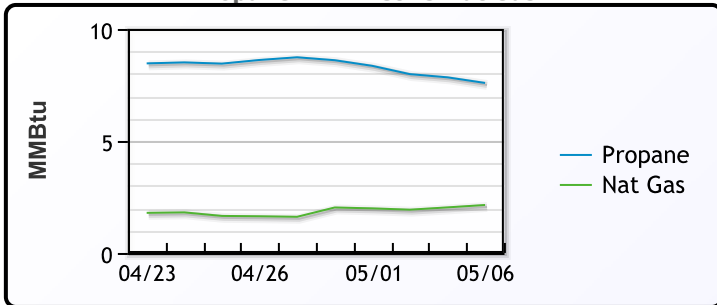
EDMONTON

	Last	Week Ago	Month Ago
Propane	44	48.5	53.8

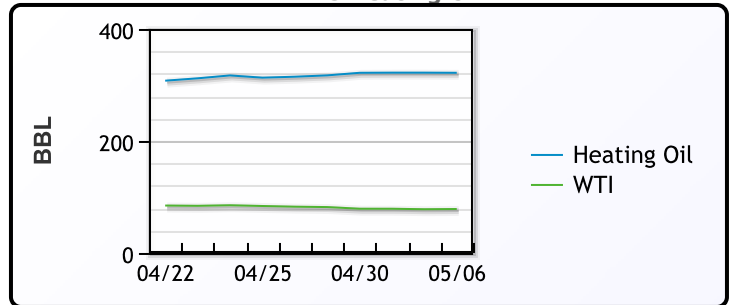
SARNIA

	Last	Week Ago	Month Ago
Propane	77.5	88.5	97.5

Propane MT.B Tet vs Nat Gas



WTI vs Heating Oil



FX

	Last	Change
CAD	1.3664	-0.0002
DXY	105.102	0.051
Gold	2326.99	3.02

RATES

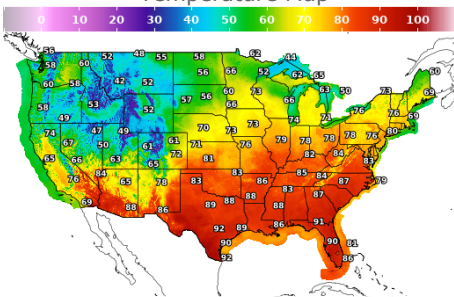
	Last	Change
US 2yr	4.8284	-0.0021
US 10yr	4.4874	0
CAN 10yr	3.613	-0.035

EQUITIES

	Last	Change
Nasdaq	16349.25	192.92
TSX	1334.295	18.469
S&P 500	5180.74	52.95

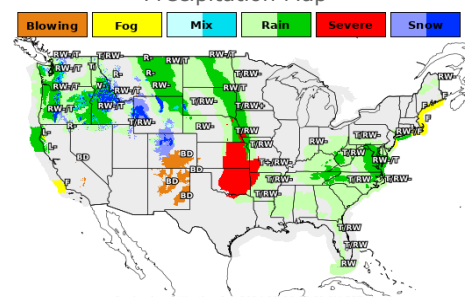
Weather Data

Temperature Map



City	HIGH °F	LOW °F
Calgary	58	38
Conway	69	49
Cushing	77	57
Denver	62	47
Houston	87	71
Mont Belvieu	81	71
Sarnia	54	44
Williston	58	52

Precipitation Map



This report has been prepared by PFL Petroleum Limited personnel for your information only and the views expressed are intended to provide market commentary and are not recommendations. This report is not an offer to sell or a solicitation of any offer to buy any security. The information contained herein has been compiled by PFL from sources believed to be reliable, but no representation or warranty, express or implied, is made by PFL Petroleum Limited, its affiliates or any other person as to its accuracy, completeness or correctness. Copyright 2017 PFL Petroleum Limited. All Rights Reserved