



MARKET DAILY

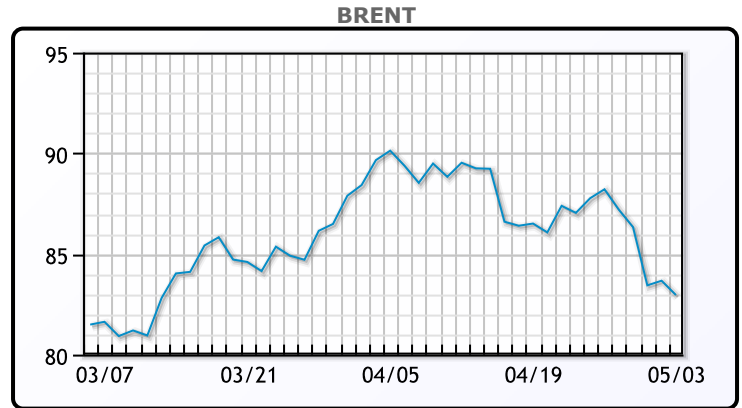
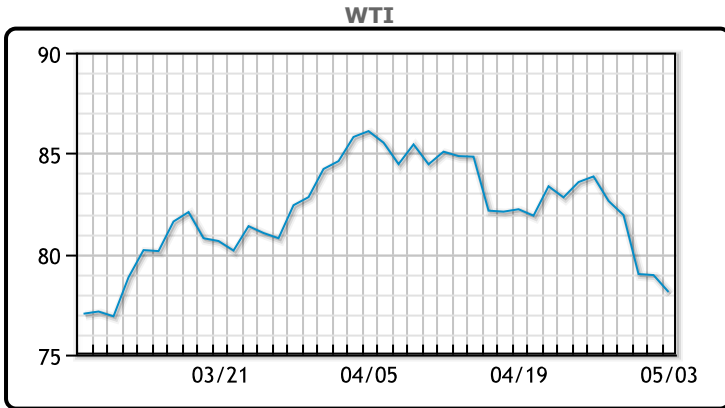
<https://www.pflpetroleum.com>
 1865 Veterans Park Dr. Suite 303
 Naples, Florida 34109
 Phone: 239-390-2885
 Fax: 239-949-0611
 May 3, 2024 7:54 PM

Major Energy Futures		
	Settle	Change
Brent	82.96	-0.71
Gas Oil	746.25	-9.25
Natural Gas	2.142	0.103
RBOB	255.51	1.91
ULSD	244.34	-0.88
WTI	78.11	-0.84

Market Commentary

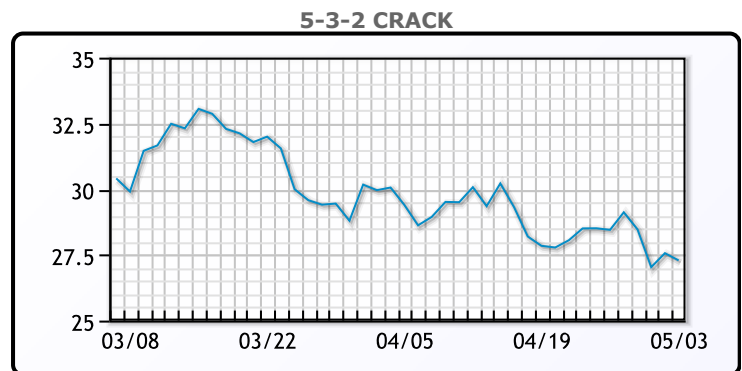
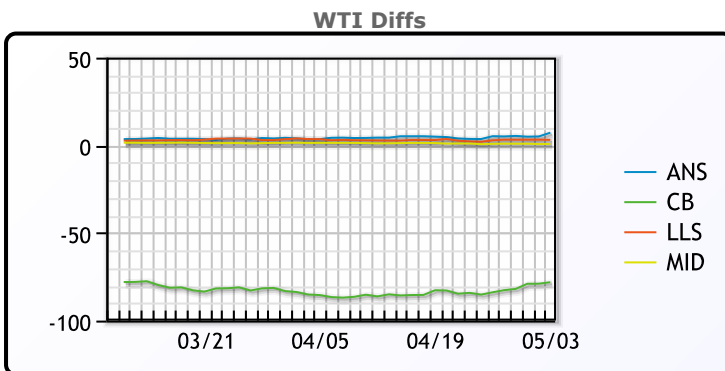
Oil prices were lower today, closing down week over week for their steepest weekly loss in three months. Investors are weighing weak US jobs data as it relates to possible timing of a Fed interest rate cut. Higher for longer rates would curb economic growth in the worlds leading oil consuming nation. US job growth in April slowed more than expected and annual wage gain cooled. "The economy is slowing a little bit," said Tim Snyder, economist at Matador Economics. "But (the data) gives a path forward for the Fed to have at least one rate cut this year," he said. WTI traded down \$.84 or -1.06% to close at \$78.11. Brent traded down \$.71 or 0.85% to close at \$82.96.

Crude & Product Markets

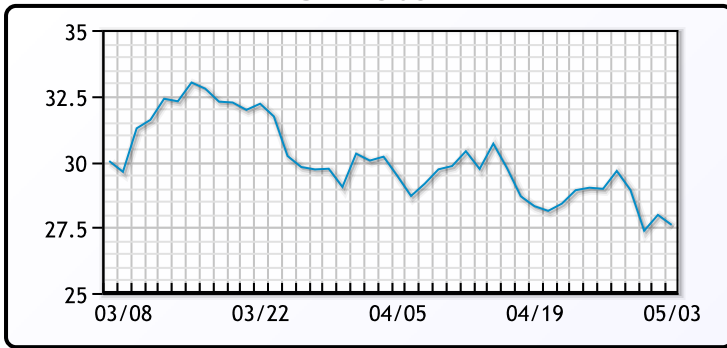


CRUDE			
	Last	Week Ago	Month Ago
ANS	85.28	89.04	88.93
BLS	73.2	73.14	68.65
LLS	81.21	86.7	88.93
Mid	78.86	84.68	86.82
WTI	78.11	83.85	85.43

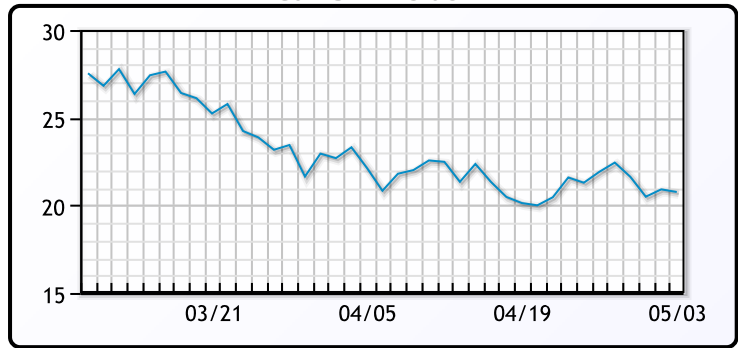
PRODUCTS			
	Last	Week Ago	Month Ago
Gulf RBOB	2.4576	2.634	2.6549
Gulf ULSD	2.3684	2.4897	2.6634
NYH RBOB	2.5376	2.7691	2.4484
NYH ULSD	2.4284	2.5477	2.7274
USGC 3%	65.39	71.89	72.4



3-2-1 Crack



Gulf 3-2-1 Crack



NGLs

MB

	Last	Week Ago	Month Ago
Butane	63.8	76.8	90.4
IsoButane	132	133	136.4
Natural Gasoline	153.6	167.5	162.8
Propane	69.5	80	84.5

CONWAY

	Last	Week Ago	Month Ago
Butane	78.8	88	96
IsoButane	134	128	145.5
Natural Gasoline	153.6	166	160
Propane	68	75	79.4

MB NON

	Last	Week Ago	Month Ago
Butane	81.8	90.8	105.4
IsoButane	132	133	136.4
Natural Gasoline	153.6	167.5	162.8
Propane	68.4	79	84.1

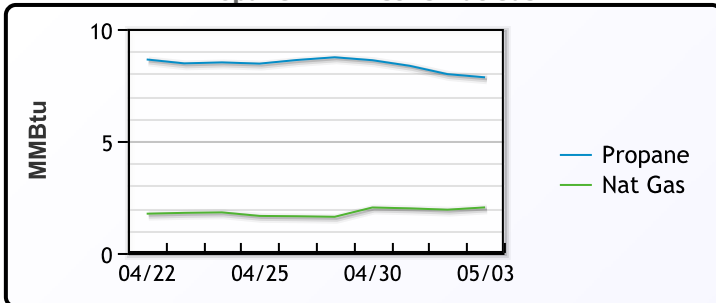
EDMONTON

	Last	Week Ago	Month Ago
Propane	45.5	50.5	53.9

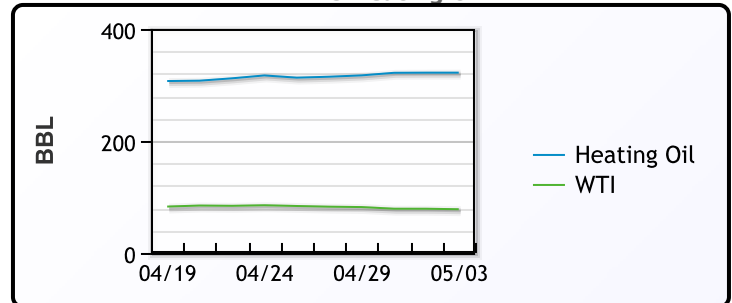
SARNIA

	Last	Week Ago	Month Ago
Propane	80.5	86.5	97.5

Propane MT.B Tet vs Nat Gas



WTI vs Heating Oil



FX

	Last	Change
CAD	1.3686	0.0012
DXY	105.03	-0.269
Gold	2301.74	-2.09

RATES

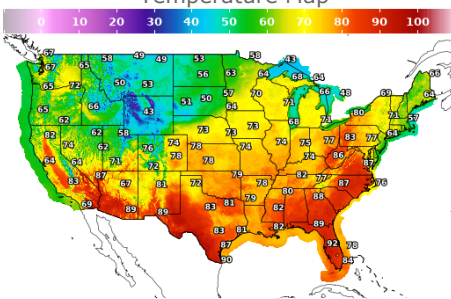
	Last	Change
US 2yr	4.816	-0.0567
US 10yr	4.5077	-0.0734
CAN 10yr	3.648	-0.089

EQUITIES

	Last	Change
Nasdaq	16156.33	315.37
TSX	1315.826	8.061
S&P 500	5127.79	63.59

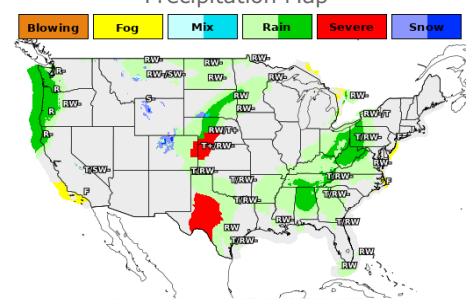
Weather Data

Temperature Map



City	HIGH °F	LOW °F
Calgary	52	31
Conway	51	42
Cushing	78	58
Denver	74	45
Houston	79	74
Mont Belvieu	78	70
Sarnia	65	54
Williston	48	36

Precipitation Map



This report has been prepared by PFL Petroleum Limited personnel for your information only and the views expressed are intended to provide market commentary and are not recommendations. This report is not an offer to sell or a solicitation of any offer to buy any security. The information contained herein has been compiled by PFL from sources believed to be reliable, but no representation or warranty, express or implied, is made by PFL Petroleum Limited, its affiliates or any other person as to its accuracy, completeness or correctness. Copyright 2017 PFL Petroleum Limited. All Rights Reserved