



MARKET DAILY

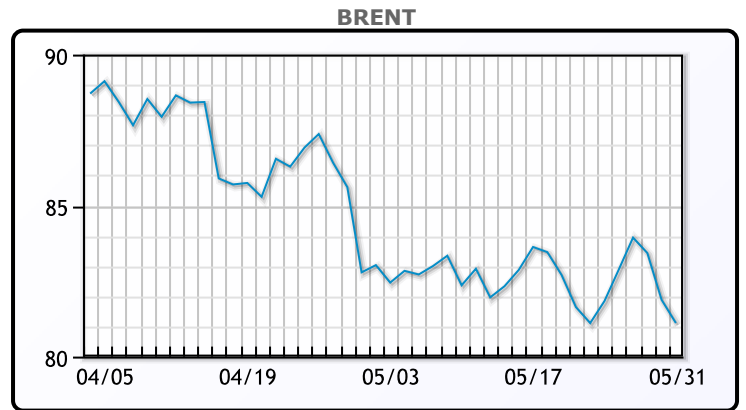
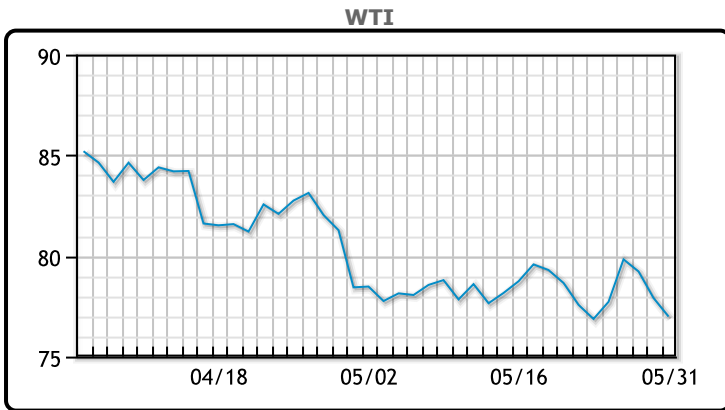
<https://www.pflpetroleum.com>
 1865 Veterans Park Dr. Suite 303
 Naples, Florida 34109
 Phone: 239-390-2885
 Fax: 239-949-0611
 May 31, 2024 5:44 PM

Major Energy Futures		
	Settle	Change
Brent	81.62	-0.24
Gas Oil	731.75	-8.75
Natural Gas	2.587	-0.094
RBOB	241.74	-5.64
ULSD	238.42	-6.42
WTI	76.99	-0.92

Market Commentary

Oil prices were lower for the day and week over week as investors are watching the OPEC+ meeting this Sunday that will determine the fate of the groups output curbs. "It's the trepidation ahead of the OPEC meeting over the weekend," said Matt Smith, lead analyst at Kpler, referencing the potential for the group to do something unexpected. "It's widely expected that they'll roll over the cuts," he added. The oil market has been under pressure in recent weeks over the prospect of U.S. borrowing costs staying higher for longer, which ties down funds and can curb oil demand. Both oil benchmarks were on course for their biggest monthly declines since December after dropping in the previous session on a surprise build in U.S. fuel inventories. WTI traded down \$.92 or -1.2% to close at \$76.99. Brent traded down \$.24 or -.3% to close at \$81.62.

Crude & Product Markets

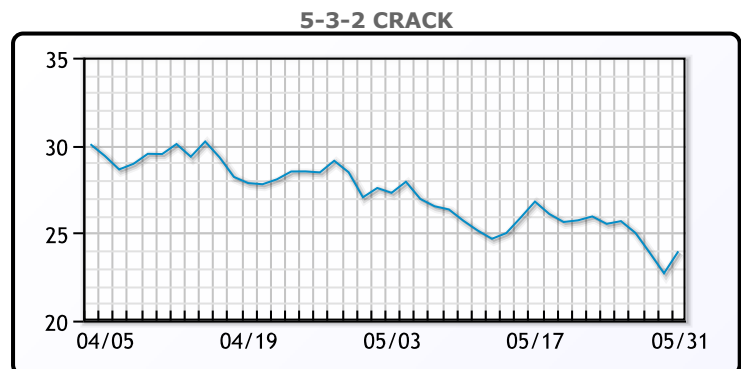
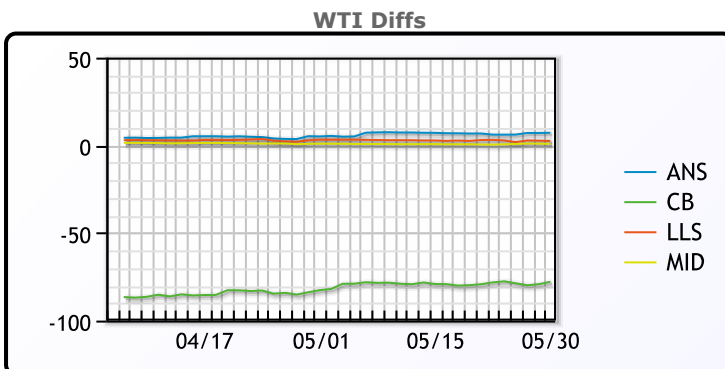


CRUDE

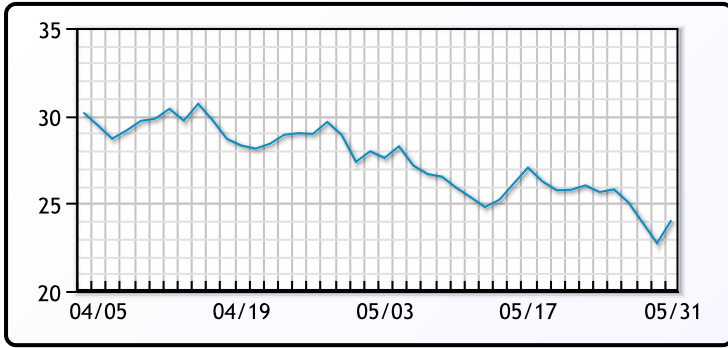
	Last	Week Ago	Month Ago
ANS	85.04	84.84	87.29
BLS	73.2	73.14	68.65
LLS	80.41	80.54	85.11
Mid	78.72	79.5	82.8
WTI	77.91	78.74	81.93

PRODUCTS

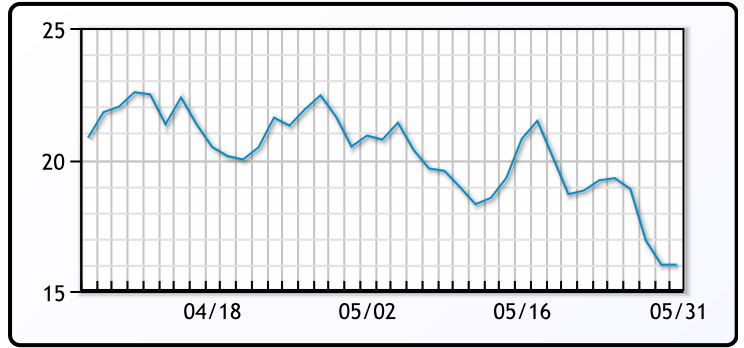
	Last	Week Ago	Month Ago
Gulf RBOB	2.2924	2.3871	2.5837
Gulf ULSD	2.3107	2.3568	2.4571
NYH RBOB	2.4209	2.4792	2.7062
NYH ULSD	2.3717	2.3961	2.5176
USGC 3%	64.48	64.72	70.03



3-2-1 Crack



Gulf 3-2-1 Crack



NGLs

MB

	Last	Week Ago	Month Ago
Butane	64.6	67	73.5
IsoButane	137.3	138.1	142.8
Natural Gasoline	148.5	149.8	161
Propane	70.9	73.9	76.5

CONWAY

	Last	Week Ago	Month Ago
Butane	81	82	85.8
IsoButane	139	135	125
Natural Gasoline	149	151	159.9
Propane	69	71.3	72.9

MB NON

	Last	Week Ago	Month Ago
Butane	84.6	87	88.8
IsoButane	137.3	138.1	142.8
Natural Gasoline	148.5	149.8	161
Propane	70.4	72.9	74.8

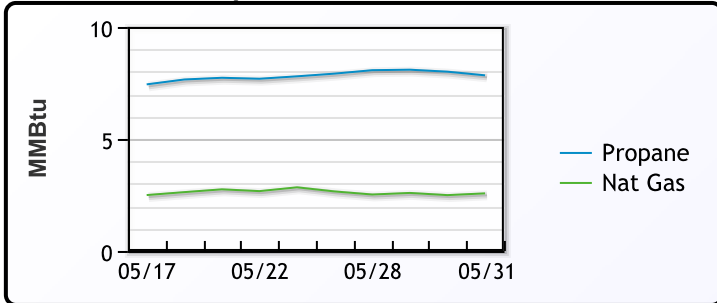
EDMONTON

	Last	Week Ago	Month Ago
Propane	45	49.3	48.4

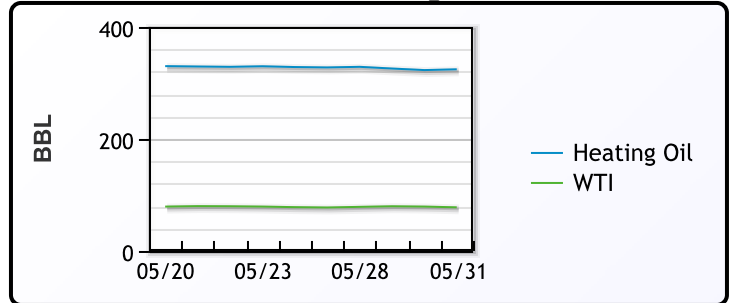
SARNIA

	Last	Week Ago	Month Ago
Propane	76.3	74.8	86

Propane MT.B Tet vs Nat Gas



WTI vs Heating Oil



FX

	Last	Change
CAD	1.3628	-0.0053
DXY	104.625	-0.091
Gold	2327.33	-15.74

RATES

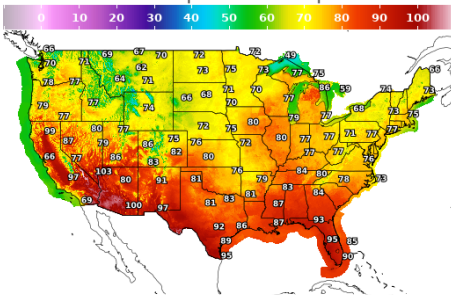
	Last	Change
US 2yr	4.8727	-0.0521
US 10yr	4.4985	-0.0475
CAN 10yr	3.629	-0.071

EQUITIES

	Last	Change
Nasdaq	16735.02	-2.06
TSX	1333.15	13.624
S&P 500	5277.51	42.03

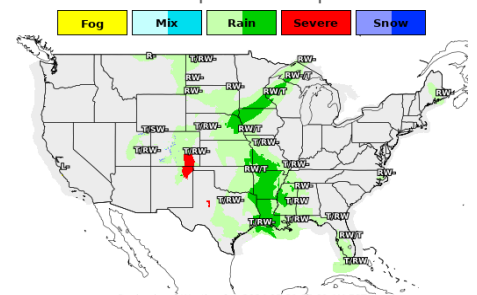
Weather Data

Temperature Map



City	HIGH °F	LOW °F
Calgary	58	39
Conway	71	49
Cushing	76	63
Denver	72	50
Houston	84	73
Mont Belvieu	83	72
Sarnia	72	45
Williston	66	46

Precipitation Map



This report has been prepared by PFL Petroleum Limited personnel for your information only and the views expressed are intended to provide market commentary and are not recommendations. This report is not an offer to sell or a solicitation of any offer to buy any security. The information contained herein has been compiled by PFL from sources believed to be reliable, but no representation or warranty, express or implied, is made by PFL Petroleum Limited, its affiliates or any other person as to its accuracy, completeness or correctness. Copyright 2017 PFL Petroleum Limited. All Rights Reserved