



MARKET DAILY

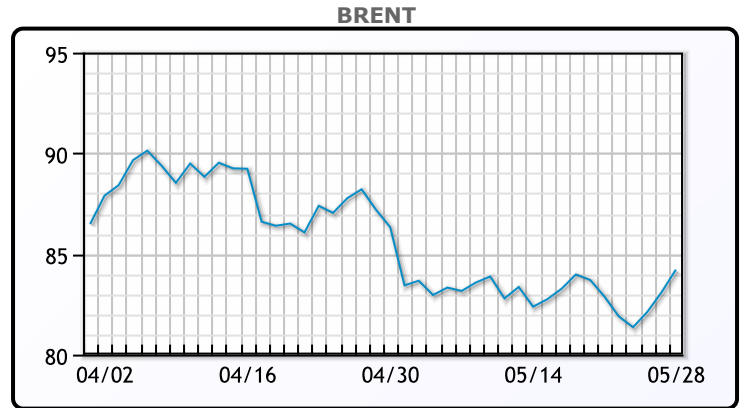
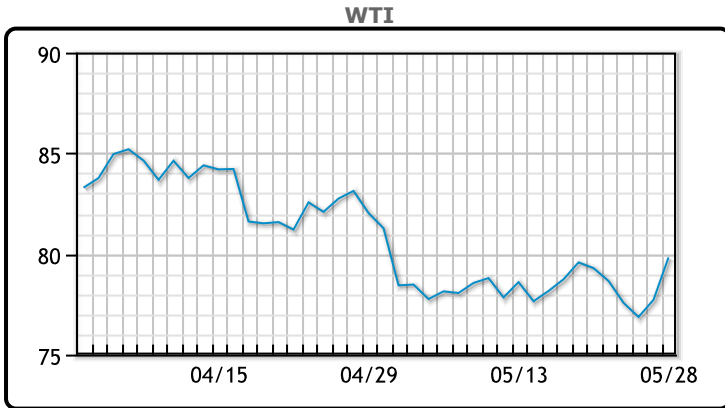
<https://www.pflpetroleum.com>
 1865 Veterans Park Dr. Suite 303
 Naples, Florida 34109
 Phone: 239-390-2885
 Fax: 239-949-0611
 May 29, 2024 7:25 PM

Major Energy Futures		
	Settle	Change
Brent	83.60	0.62
Gas Oil	759.5	10.5
Natural Gas	2.59	0.07
RBOB	250.9	2.48
ULSD	246.5	5.14
WTI	79.23	0.60

Market Commentary

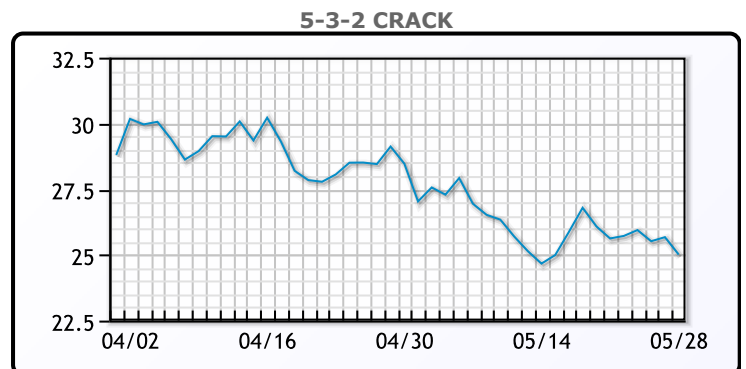
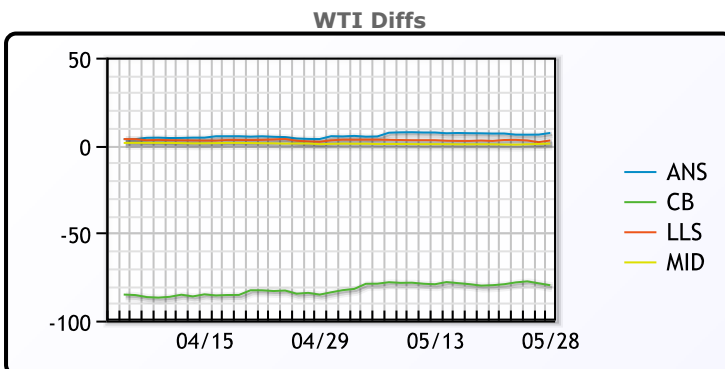
Oil prices eased today on gasoline demand worries. Worries about U.S. gasoline demand, meanwhile, have kept gasoline futures prices near a recent two-month low, cutting gasoline and 321- crack spreads, which measure refining profit margins, to their lowest levels since February. "Gasoline demand (is) still surprisingly weak in keeping supplies near normal levels as bullish seasons diminish," analysts at energy advisory firm Ritterbusch and Associates said. Higher interest rates is also causing worries as it could weigh on economic growth and reduce demand for oil. U.S. consumer confidence unexpectedly improved in May after deteriorating for three straight months amid optimism about the labor market, but worries about inflation persisted and many households expected higher interest rates over the next year. WTI traded down \$.60 or -.8% to close at \$79.23. Brent fell \$.62 or -.7% to close at \$83.60.

Crude & Product Markets

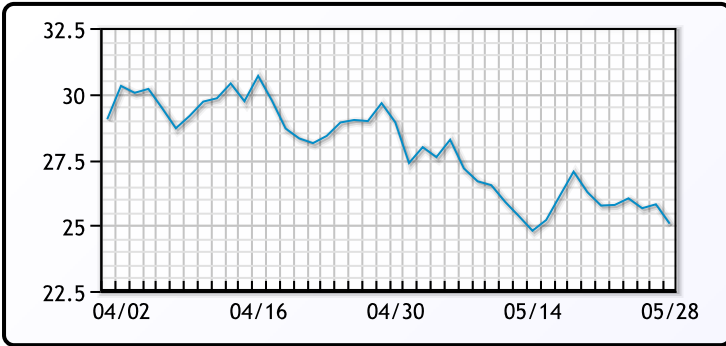


CRUDE			
	Last	Week Ago	Month Ago
ANS	86.86	83.65	89.04
BLS	73.2	73.14	68.65
LLS	82.59	80.36	86.7
Mid	80.83	78.19	84.68
WTI	79.83	77.61	83.85

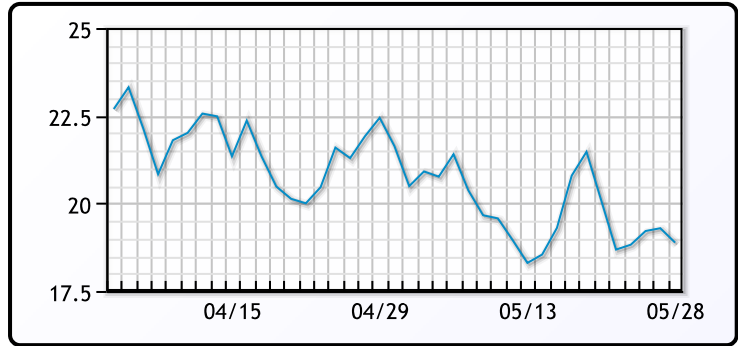
PRODUCTS			
	Last	Week Ago	Month Ago
Gulf RBOB	2.4193	2.379	2.634
Gulf ULSD	2.4093	2.3538	2.4897
NYH RBOB	2.504	2.4579	2.7691
NYH ULSD	2.4475	2.3943	2.5477
USGC 3%	67.16	64.01	71.89



3-2-1 Crack



Gulf 3-2-1 Crack



NGLs

MB

	Last	Week Ago	Month Ago
Butane	68.1	68	76.8
IsoButane	137	132	133
Natural Gasoline	153.8	152.5	167.5
Propane	74.1	70.4	80

CONWAY

	Last	Week Ago	Month Ago
Butane	85	79.3	88
IsoButane	135	135	128
Natural Gasoline	155.1	153.1	166
Propane	71.8	68	75

MB NON

	Last	Week Ago	Month Ago
Butane	88.1	83	90.8
IsoButane	137	132	133
Natural Gasoline	153.8	152.5	167.5
Propane	73.5	69.3	79

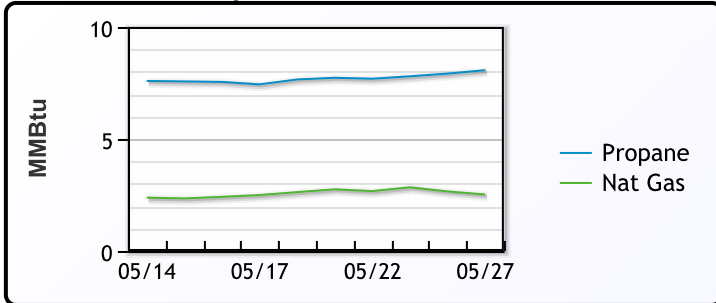
EDMONTON

	Last	Week Ago	Month Ago
Propane	49.8	46	50.5

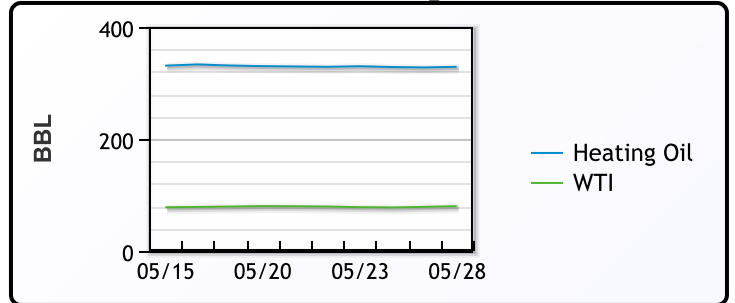
SARNIA

	Last	Week Ago	Month Ago
Propane	76.3	76.8	86.5

Propane MT.B Tet vs Nat Gas



WTI vs Heating Oil



FX

	Last	Change
CAD	1.3656	0.001
DXY	104.697	0.083
Gold	2358.34	-2.97

RATES

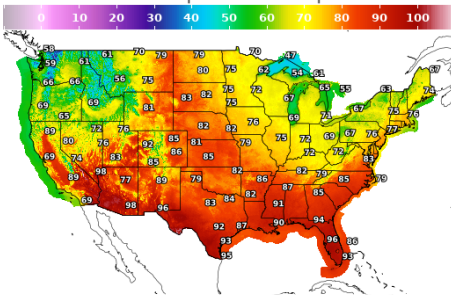
	Last	Change
US 2yr	4.958	-0.0184
US 10yr	4.542	-0.008
CAN 10yr	3.698	0.074

EQUITIES

	Last	Change
Nasdaq	17019.88	99.09
TSX	1329.293	-7.704
S&P 500	5306.04	1.32

Weather Data

Temperature Map



City	HIGH °F	LOW °F
Calgary	61	42
Conway	71	45
Cushing	80	65
Denver	83	56
Houston	89	70
Mont Belvieu	86	70
Sarnia	57	47
Williston	84	52

Precipitation Map

