



# MARKET DAILY

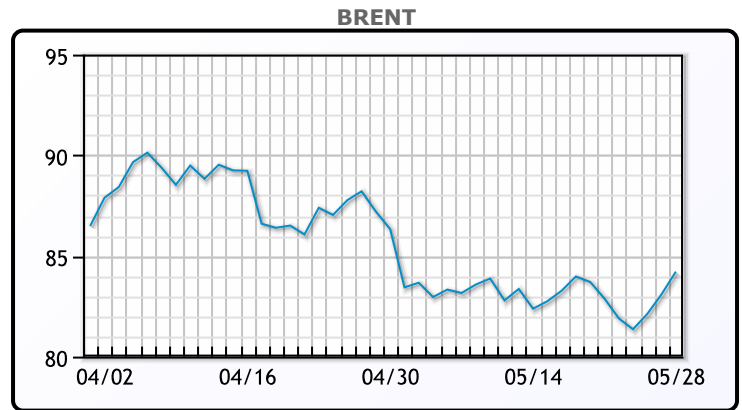
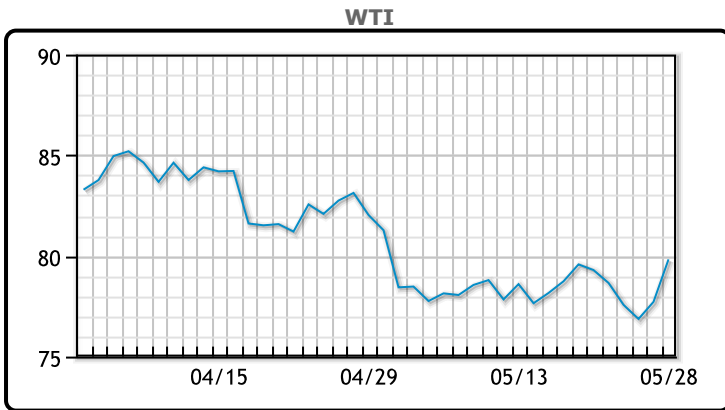
<https://www.pflpetroleum.com>  
 1865 Veterans Park Dr. Suite 303  
 Naples, Florida 34109  
 Phone: 239-390-2885  
 Fax: 239-949-0611  
 May 28, 2024 8:35 PM

Major Energy Futures		
	Settle	Change
Brent	84.22	1.12
Gas Oil	759.5	10.5
Natural Gas	2.59	0.07
RBOB	250.9	2.48
ULSD	246.5	5.14
WTI	79.83	2.11

**Market Commentary**

Oil prices were higher today gaining more than \$1/bbl on the expectation that OPEC+ will maintain supply curbs. "This week's upside follow through is being facilitated by a significant weakening in the dollar and a growing consensus that OPEC+ will extend production cuts at the upcoming weekend meeting," said Jim Ritterbusch of Ritterbusch and Associates. Oil extended a more than 1% rise in trade on Monday that was muted due to the holiday, with hopes of a demand boost from the first tradable day since the start of the U.S. summer driving and vacation season providing support. Worries over U.S. interest rates remaining elevated for a longer period contributed to a weekly loss for crude last week and may keep a cap on prices in the coming weeks. WTI traded up \$2.11 or 2.7% to close at \$79.83. Brent traded up \$1.12 or 1.4% to close at \$84.22.

## Crude & Product Markets

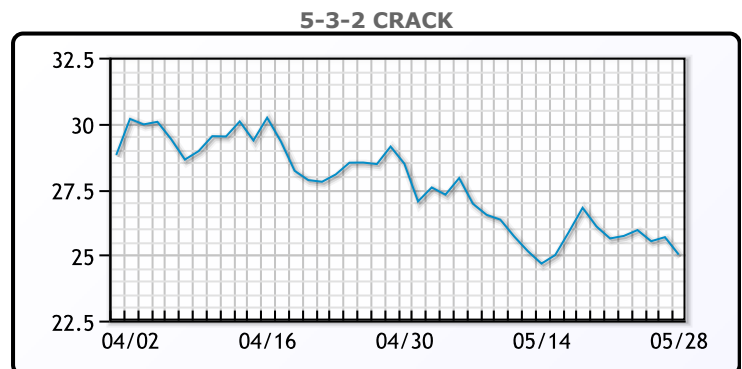
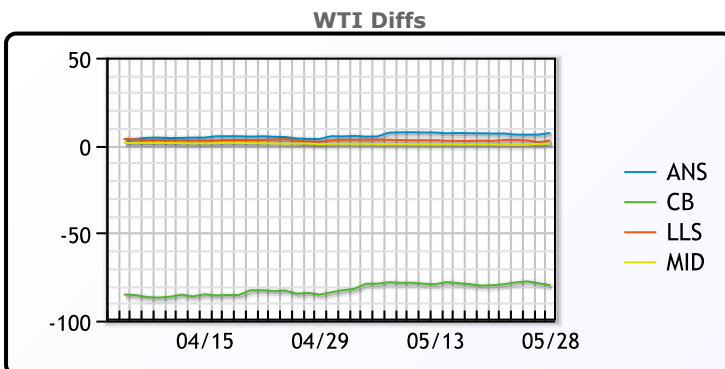


**CRUDE**

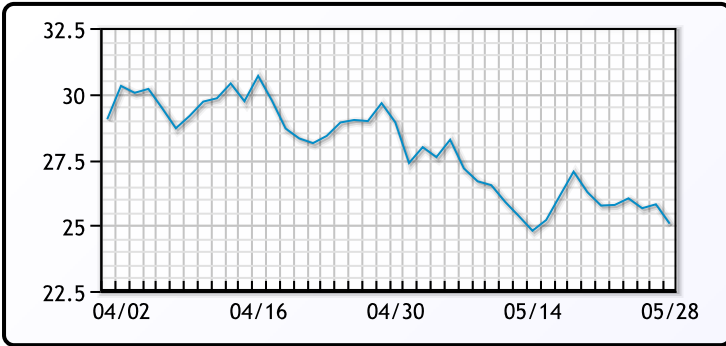
	Last	Week Ago	Month Ago
ANS	86.86	83.65	89.04
BLS	73.2	73.14	68.65
LLS	82.59	80.36	86.7
Mid	80.83	78.19	84.68
WTI	79.83	77.61	83.85

**PRODUCTS**

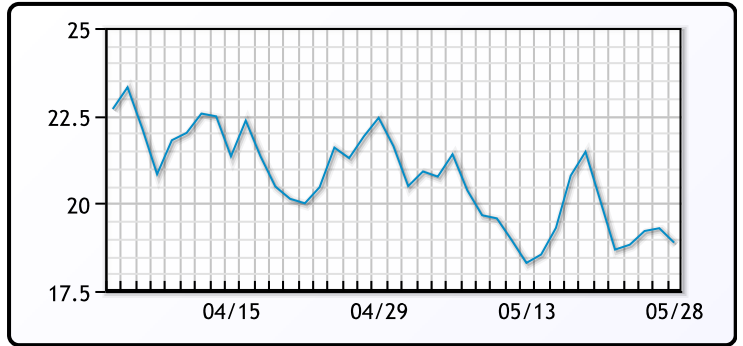
	Last	Week Ago	Month Ago
Gulf RBOB	2.4193	2.379	2.634
Gulf ULSD	2.4093	2.3538	2.4897
NYH RBOB	2.504	2.4579	2.7691
NYH ULSD	2.4475	2.3943	2.5477
USGC 3%	67.16	64.01	71.89



3-2-1 Crack



Gulf 3-2-1 Crack



NGLs

MB

	Last	Week Ago	Month Ago
Butane	68.1	68	76.8
IsoButane	137	132	133
Natural Gasoline	153.8	152.5	167.5
Propane	74.1	70.4	80

CONWAY

	Last	Week Ago	Month Ago
Butane	85	79.3	88
IsoButane	135	135	128
Natural Gasoline	155.1	153.1	166
Propane	71.8	68	75

MB NON

	Last	Week Ago	Month Ago
Butane	88.1	83	90.8
IsoButane	137	132	133
Natural Gasoline	153.8	152.5	167.5
Propane	73.5	69.3	79

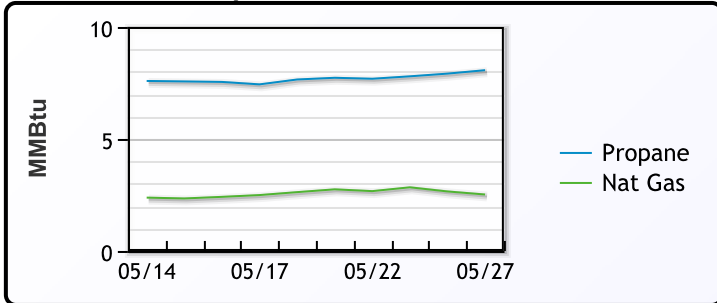
EDMONTON

	Last	Week Ago	Month Ago
Propane	49.8	46	50.5

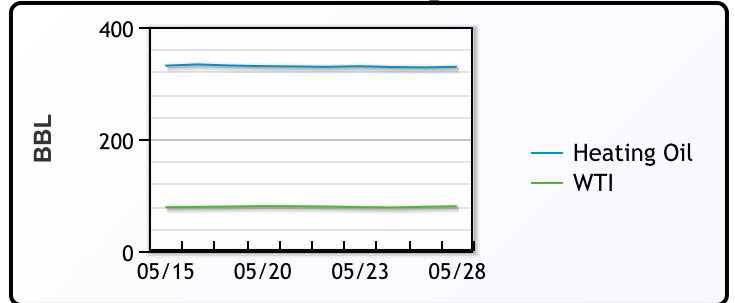
SARNIA

	Last	Week Ago	Month Ago
Propane	76.3	76.8	86.5

Propane MT.B Tet vs Nat Gas



WTI vs Heating Oil



FX

	Last	Change
CAD	1.3656	0.001
DXY	104.697	0.083
Gold	2358.34	-2.97

RATES

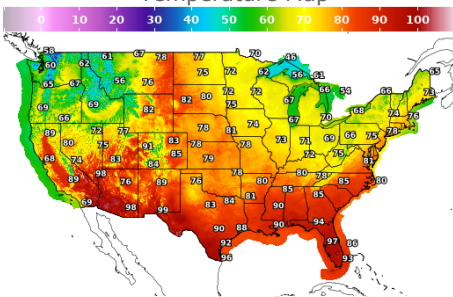
	Last	Change
US 2yr	4.958	-0.0184
US 10yr	4.542	-0.008
CAN 10yr	3.698	0.074

EQUITIES

	Last	Change
Nasdaq	17019.88	99.09
TSX	1329.293	-7.704
S&P 500	5306.04	1.32

Weather Data

Temperature Map



City	HIGH °F	LOW °F
Calgary	69	50
Conway	57	45
Cushing	80	63
Denver	79	55
Houston	95	71
Mont Belvieu	89	69
Sarnia	63	54
Williston	70	45

Precipitation Map

