



MARKET DAILY

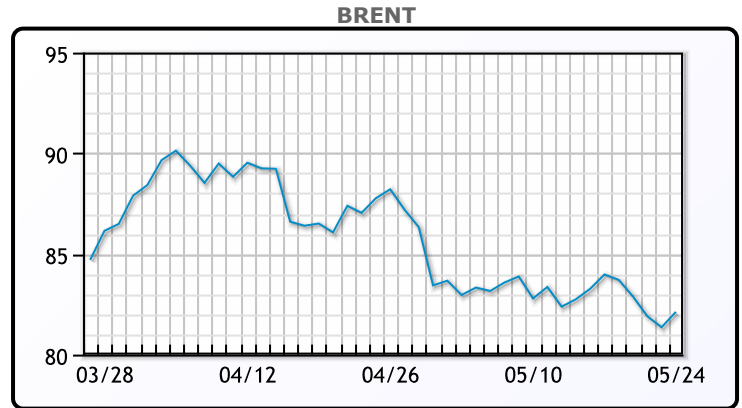
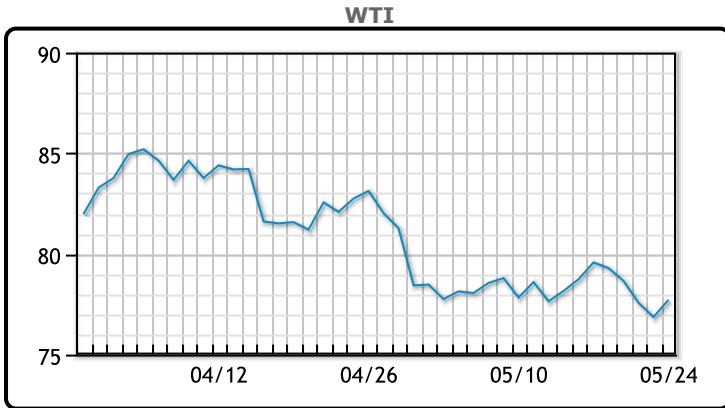
<https://www.pflpetroleum.com>
 1865 Veterans Park Dr. Suite 303
 Naples, Florida 34109
 Phone: 239-390-2885
 Fax: 239-949-0611
 May 24, 2024 6:36 PM

Major Energy Futures		
	Settle	Change
Brent	82.12	0.76
Gas Oil	739	-0.5
Natural Gas	2.52	-0.185
RBOB	248.42	0.16
ULSD	241.36	-2
WTI	77.72	0.85

Market Commentary

Oil prices rose on Friday, but fell for the week on worries that strong U.S. economic data would keep interest rates elevated for a longer period, curbing fuel demand. U.S. West Texas Intermediate (WTI) crude futures settled 85 cents, or 1.1%, higher to \$77.72. Worries over Federal Reserve interest rate policy and last week's bump in US crude oil inventories weighed on market sentiment. Consumer sentiment also fell to a five-month low on mounting fears about borrowing costs staying high. Oil demand is still robust from a broader perspective, analysts at Morgan Stanley wrote in a note, adding they expect total oil liquids consumption to increase by about 1.5 million barrels per day this year. Soft U.S. gasoline demand has been offset by global demand

Crude & Product Markets

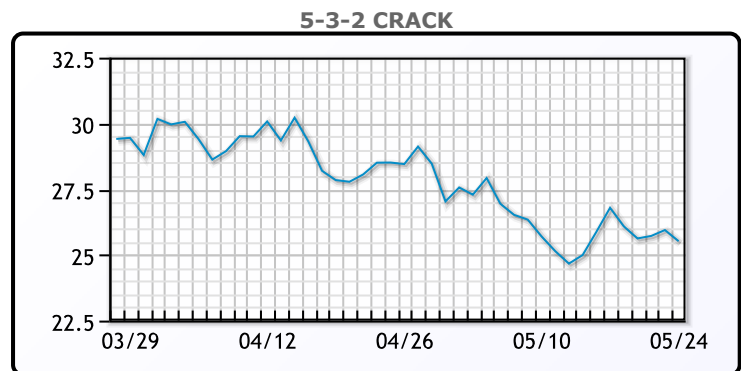
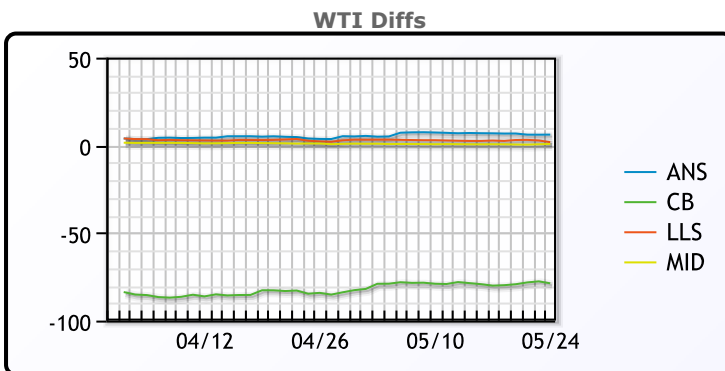


CRUDE

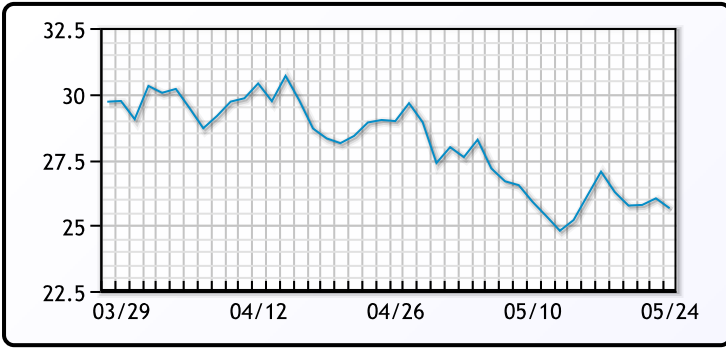
	Last	Week Ago	Month Ago
ANS	84.84	86.89	87.82
BLS	73.2	73.14	68.65
LLS	80.54	82.76	86.37
Mid	79.5	80.66	85.19
WTI	78.74	80.06	84.17

PRODUCTS

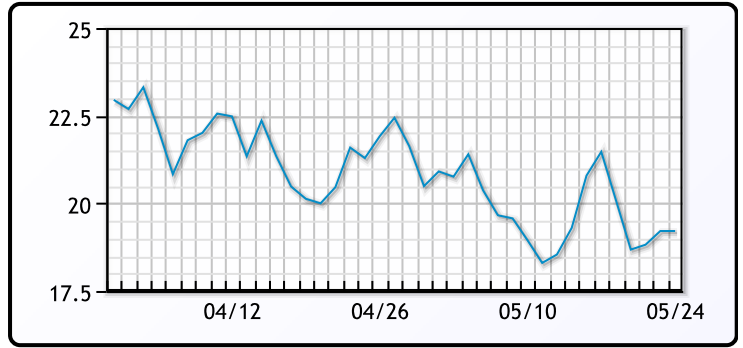
	Last	Week Ago	Month Ago
Gulf RBOB	2.3871	2.5097	2.6137
Gulf ULSD	2.3568	2.4258	2.4837
NYH RBOB	2.4792	2.5717	2.7593
NYH ULSD	2.3961	2.4823	2.5424
USGC 3%	64.72	66.53	69.92



3-2-1 Crack



Gulf 3-2-1 Crack



NGLs

MB

	Last	Week Ago	Month Ago
Butane	72	72.25	86
IsoButane	132	137.5	120
Natural Gasoline	149.8	153.9	167.5
Propane	73.75	70	77.75

CONWAY

	Last	Week Ago	Month Ago
Butane	83	78	86.5
IsoButane	135	143	130
Natural Gasoline	151.5	154	163.5
Propane	70.75	68	73.25

MB NON

	Last	Week Ago	Month Ago
Butane	87	82.25	90
IsoButane	132	137.5	120
Natural Gasoline	150.5	154.25	168.5
Propane	72.9	69	76.6

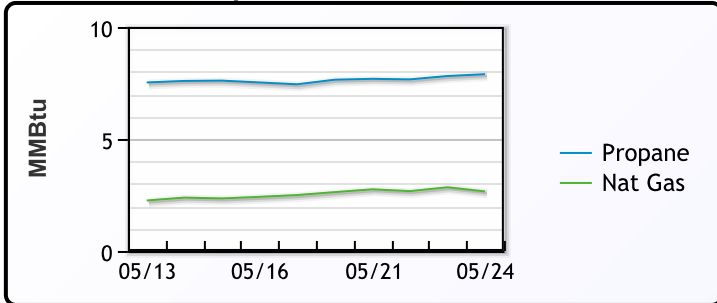
EDMONTON

	Last	Week Ago	Month Ago
Propane	49.3	44.5	48.4

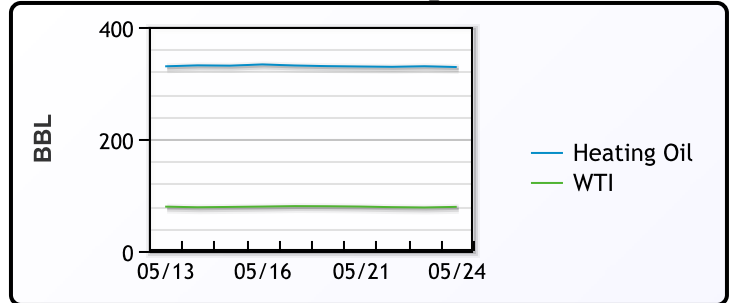
SARNIA

	Last	Week Ago	Month Ago
Propane	74.8	76.8	86.5

Propane MT.B Tet vs Nat Gas



WTI vs Heating Oil



FX

	Last	Change
CAD	1.3665	-0.0064
DXY	104.724	-0.384
Gold	2333.83	4.56

RATES

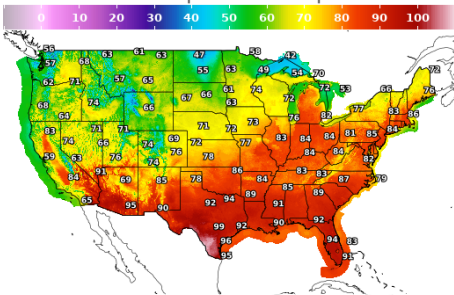
	Last	Change
US 2yr	4.9461	0.0108
US 10yr	4.465	-0.0117
CAN 10yr	3.598	-0.021

EQUITIES

	Last	Change
Nasdaq	16920.79	184.76
TSX	1335.334	6.23
S&P 500	5304.72	36.88

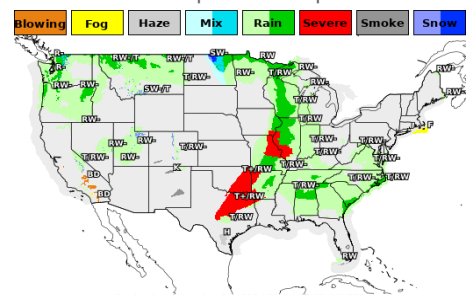
Weather Data

Temperature Map



City	HIGH °F	LOW °F
Calgary	55	40
Conway	52	36
Cushing	84	63
Denver	71	46
Houston	95	78
Mont Belvieu	88	77
Sarnia	62	51
Williston	60	43

Precipitation Map



This report has been prepared by PFL Petroleum Limited personnel for your information only and the views expressed are intended to provide market commentary and are not recommendations. This report is not an offer to sell or a solicitation of any offer to buy any security. The information contained herein has been compiled by PFL from sources believed to be reliable, but no representation or warranty, express or implied, is made by PFL Petroleum Limited, its affiliates or any other person as to its accuracy, completeness or correctness. Copyright 2017 PFL Petroleum Limited. All Rights Reserved