



MARKET DAILY

<https://www.pflpetroleum.com>
 1865 Veterans Park Dr. Suite 303
 Naples, Florida 34109
 Phone: 239-390-2885
 Fax: 239-949-0611
 May 23, 2024 6:31 PM

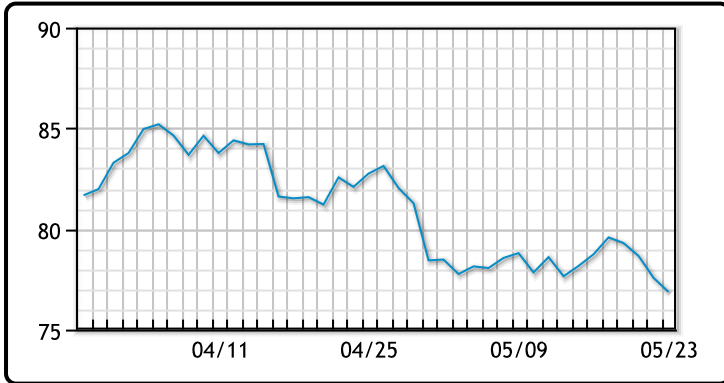
Major Energy Futures		
	Settle	Change
Brent	81.36	-0.54
Gas Oil	746	-13
Natural Gas	2.657	-0.185
RBOB	246.94	0.16
ULSD	241.18	-2
WTI	76.87	-0.70

Market Commentary

Oil prices fell for a fourth consecutive session on Thursday and settled at multi-month lows as the prospect of higher-for-longer U.S. interest rates raised worries around demand growth in the world's biggest oil market. West Texas Intermediate (WTI) crude futures fell 70 cents per barrel, or 0.9%, to close at \$76.87 a barrel, a three-month low. Data showed accelerating U.S. business activity this month, but manufacturers also reported a surge in prices for a range of inputs, suggesting a pickup in goods inflation in the months ahead. Also weighing on the market, U.S. crude stocks rose by 1.8 million barrels last week, according to the Energy Information Administration, compared with an estimated draw of 2.5 million barrels.

Crude & Product Markets

WTI



BRENT



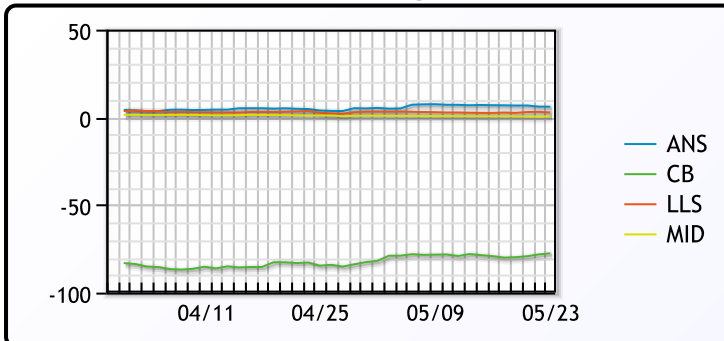
CRUDE

	Last	Week Ago	Month Ago
ANS	83.65	86.89	88.53
BLS	73.2	73.14	68.65
LLS	80.36	82.76	87.26
Mid	78.19	80.66	85.71
WTI	77.61	80.06	84.66

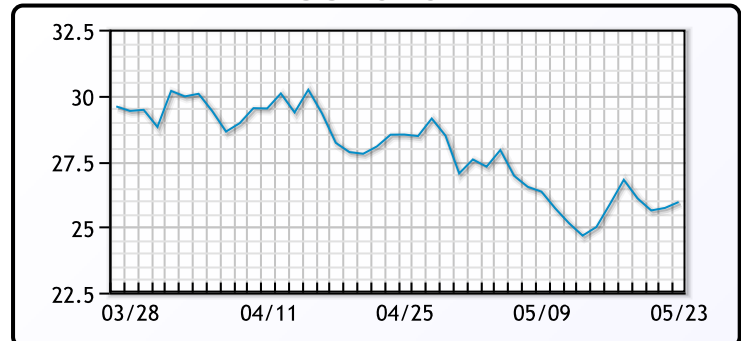
PRODUCTS

	Last	Week Ago	Month Ago
Gulf RBOB	2.379	2.5097	2.5936
Gulf ULSD	2.3538	2.4258	2.507
NYH RBOB	2.4579	2.5717	2.7388
NYH ULSD	2.3943	2.4823	2.5817
USGC 3%	64.01	66.53	70.39

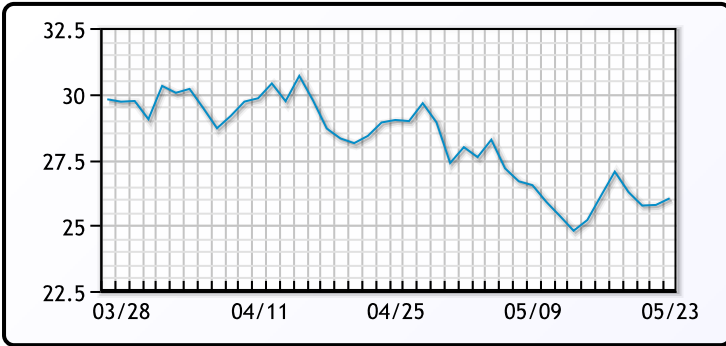
WTI Diffs



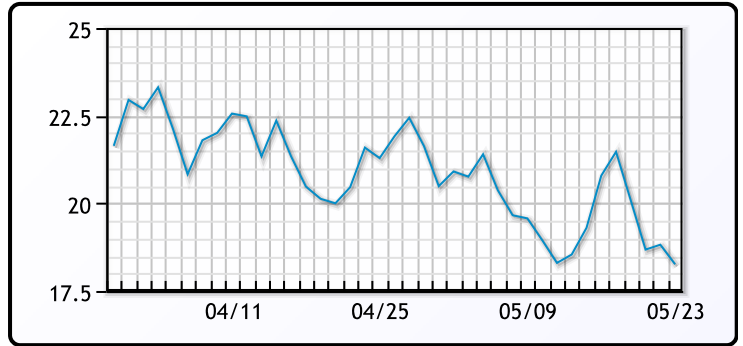
5-3-2 CRACK



3-2-1 Crack



Gulf 3-2-1 Crack



NGLs

MB

	Last	Week Ago	Month Ago
Butane	71	70.75	86.5
IsoButane	135.5	137.5	119.5
Natural Gasoline	148.9	151.4	163.8
Propane	72.25	68.125	77.875

CONWAY

	Last	Week Ago	Month Ago
Butane	83	78	86.5
IsoButane	137	143	125
Natural Gasoline	150	151.5	161.5
Propane	69.25	66.125	73.625

MB NON

	Last	Week Ago	Month Ago
Butane	86	80.75	90.5
IsoButane	135.5	137.5	119.5
Natural Gasoline	148.25	151.25	165
Propane	71.6	67.1	77

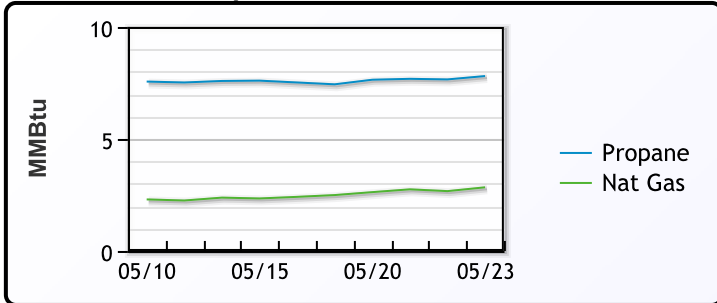
EDMONTON

	Last	Week Ago	Month Ago
Propane	47.8	43	49.5

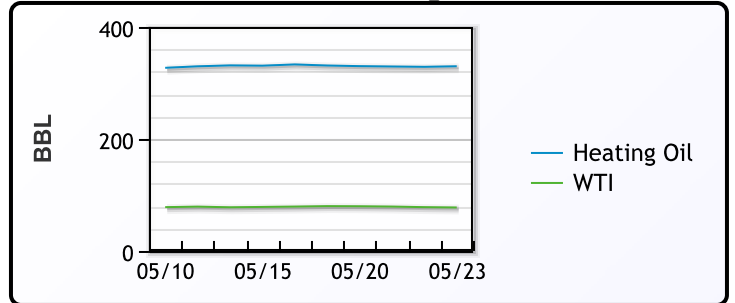
SARNIA

	Last	Week Ago	Month Ago
Propane	74.8	77.3	88

Propane MT.B Tet vs Nat Gas



WTI vs Heating Oil



FX

	Last	Change
CAD	1.3729	0
DXY	105.108	0.175
Gold	2331.88	2.61

RATES

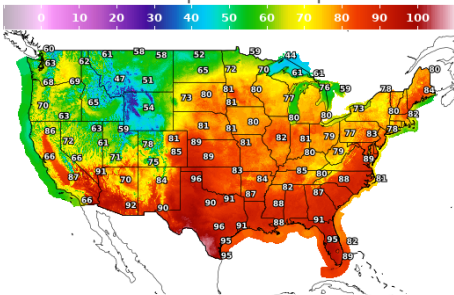
	Last	Change
US 2yr	4.9353	0.0663
US 10yr	4.4767	0.0549
CAN 10yr	3.619	0.03

EQUITIES

	Last	Change
Nasdaq	16736.03	-65.51
TSX	1329.104	-7.886
S&P 500	5267.84	-39.17

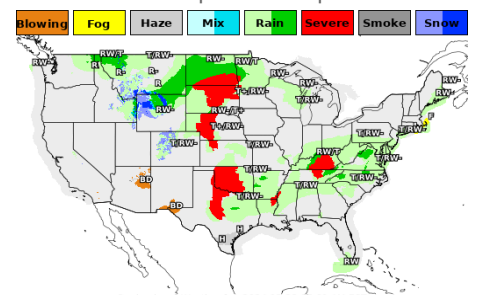
Weather Data

Temperature Map



City	HIGH °F	LOW °F
Calgary	50	39
Conway	57	42
Cushing	83	61
Denver	79	52
Houston	93	77
Mont Belvieu	87	77
Sarnia	78	54
Williston	51	45

Precipitation Map



This report has been prepared by PFL Petroleum Limited personnel for your information only and the views expressed are intended to provide market commentary and are not recommendations. This report is not an offer to sell or a solicitation of any offer to buy any security. The information contained herein has been compiled by PFL from sources believed to be reliable, but no representation or warranty, express or implied, is made by PFL Petroleum Limited, its affiliates or any other person as to its accuracy, completeness or correctness. Copyright 2017 PFL Petroleum Limited. All Rights Reserved