



MARKET DAILY

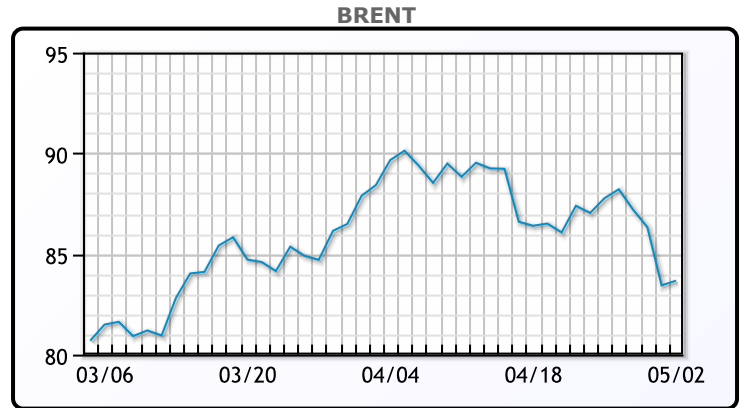
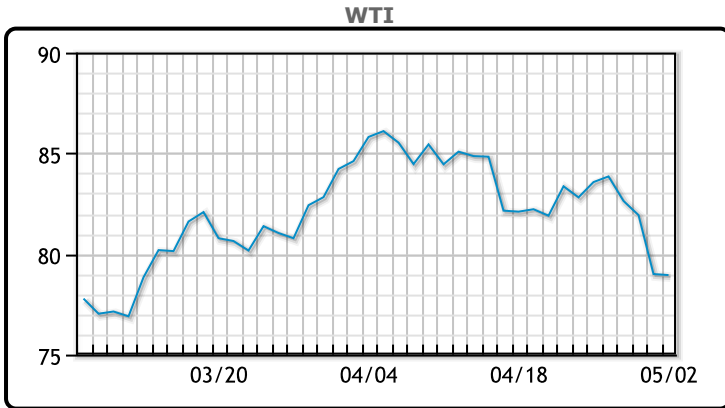
<https://www.pflpetroleum.com>
 1865 Veterans Park Dr. Suite 303
 Naples, Florida 34109
 Phone: 239-390-2885
 Fax: 239-949-0611
 May 2, 2024 7:41 PM

Major Energy Futures		
	Settle	Change
Brent	83.67	0.23
Gas Oil	743.75	-21
Natural Gas	2.035	0.103
RBOB	259.65	1.91
ULSD	244.31	-0.88
WTI	78.95	-0.05

Market Commentary

Oil prices were lower today near their lowest levels in almost two months under pressure from weaker global demand and rising inventories. Both benchmarks closed below their 200 day moving average. "Now it's all a story of demand as risk premium from tensions in the Middle East seen last month morphs into residual risk," said Gaurav Sharma, an independent oil analyst in London. A slump in worldwide diesel demand is also feeding concerns about slowing oil demand growth in big economies. Diesel demand in the U.S. Gulf Coast refining hub, also called PADD 3, is estimated to be below the prior three-year range, Hodes said. "The bearish kicker is that even with these inventory builds, production of distillates in PADD 3 is at its lowest level since the start of March," he added. WTI traded down \$.05 to close at \$78.95. Brent traded up \$.23 or .3% to close at \$83.67

Crude & Product Markets

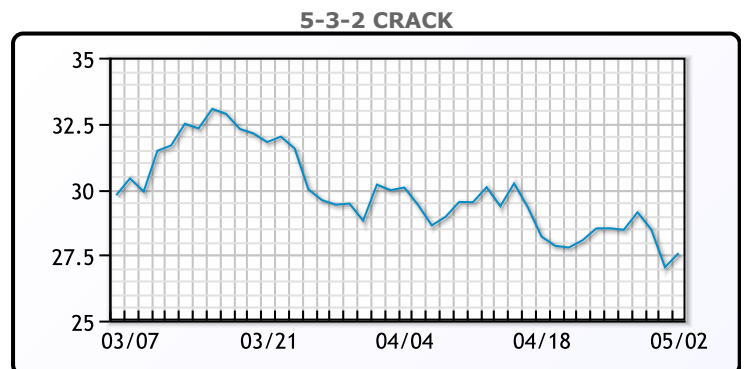
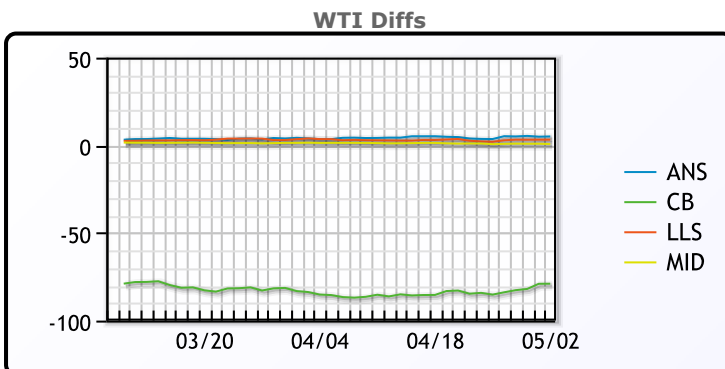


CRUDE

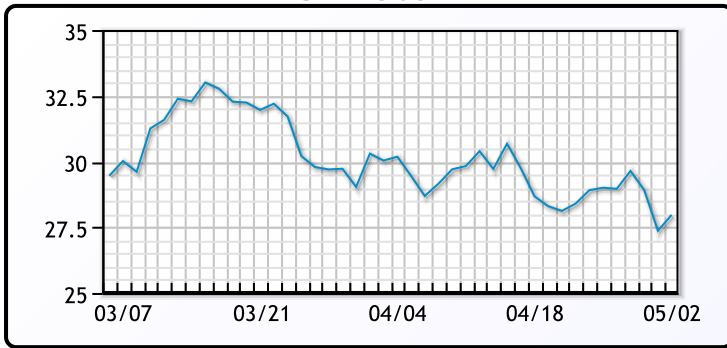
	Last	Week Ago	Month Ago
ANS	84	89.04	88.65
BLS	73.2	73.14	68.65
LLS	82.15	86.7	88.69
Mid	79.66	84.68	86.5
WTI	78.95	83.85	85.15

PRODUCTS

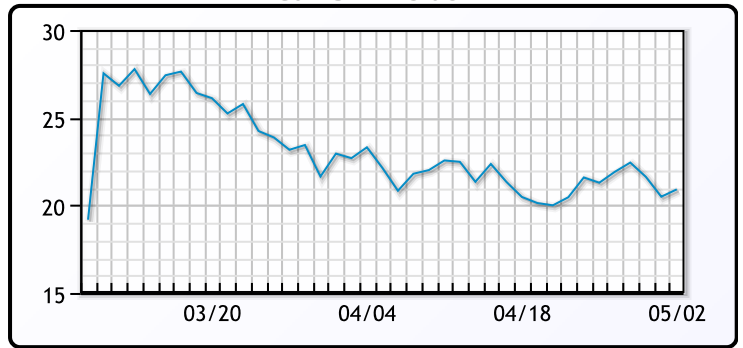
	Last	Week Ago	Month Ago
Gulf RBOB	2.4965	2.634	2.6664
Gulf ULSD	2.3686	2.4897	2.6414
NYH RBOB	2.604	2.7691	2.4464
NYH ULSD	2.4416	2.5477	2.6969
USGC 3%	66.22	71.89	73.97



3-2-1 Crack



Gulf 3-2-1 Crack



NGLs

MB

	Last	Week Ago	Month Ago
Butane	68.8	72.1	84.4
IsoButane	138.5	125.1	130.6
Natural Gasoline	155	169.5	162
Propane	71.8	78.9	83.5

CONWAY

	Last	Week Ago	Month Ago
Butane	79.8	85.8	94.1
IsoButane	135.5	128	139.5
Natural Gasoline	153.9	166.8	160
Propane	68.4	74.4	79

MB NON

	Last	Week Ago	Month Ago
Butane	83.8	90.1	99.4
IsoButane	138.5	125.1	130.6
Natural Gasoline	155	169.5	162
Propane	70.6	77.9	83

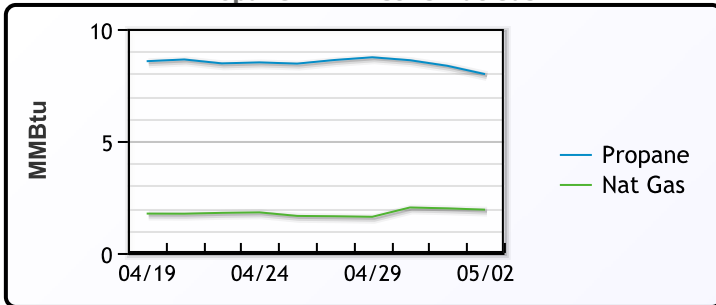
EDMONTON

	Last	Week Ago	Month Ago
Propane	46.4	49.9	53

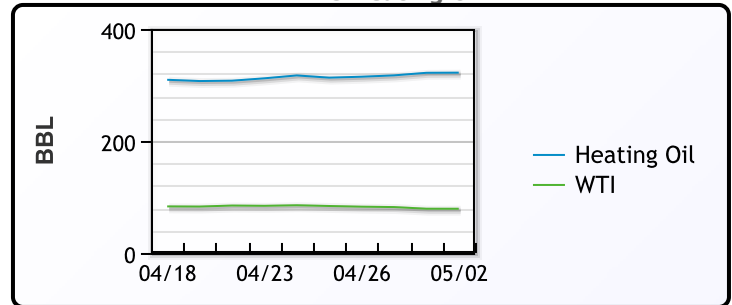
SARNIA

	Last	Week Ago	Month Ago
Propane	86	86.5	97

Propane MT.B Tet vs Nat Gas



WTI vs Heating Oil



FX

	Last	Change
CAD	1.367	-0.0004
DXY	105.299	-0.456
Gold	2302.56	-1.27

RATES

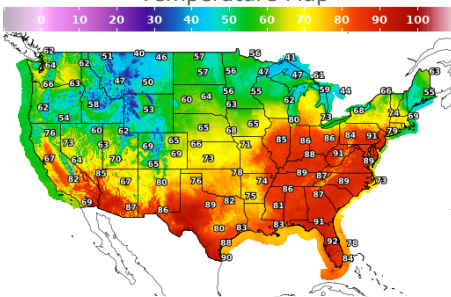
	Last	Change
US 2yr	4.8727	-0.0875
US 10yr	4.5811	-0.0472
CAN 10yr	3.737	-0.022

EQUITIES

	Last	Change
Nasdaq	15840.96	235.48
TSX	1307.765	5.801
S&P 500	5064.2	45.81

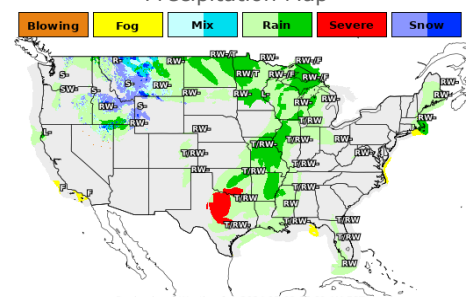
Weather Data

Temperature Map



City	HIGH °F	LOW °F
Calgary	40	32
Conway	51	45
Cushing	74	64
Denver	61	43
Houston	90	74
Mont Belvieu	84	73
Sarnia	56	48
Williston	53	38

Precipitation Map



This report has been prepared by PFL Petroleum Limited personnel for your information only and the views expressed are intended to provide market commentary and are not recommendations. This report is not an offer to sell or a solicitation of any offer to buy any security. The information contained herein has been compiled by PFL from sources believed to be reliable, but no representation or warranty, express or implied, is made by PFL Petroleum Limited, its affiliates or any other person as to its accuracy, completeness or correctness. Copyright 2017 PFL Petroleum Limited. All Rights Reserved