



MARKET DAILY

<https://www.pflpetroleum.com>
 1865 Veterans Park Dr. Suite 303
 Naples, Florida 34109
 Phone: 239-390-2885
 Fax: 239-949-0611
 May 21, 2024 7:12 PM

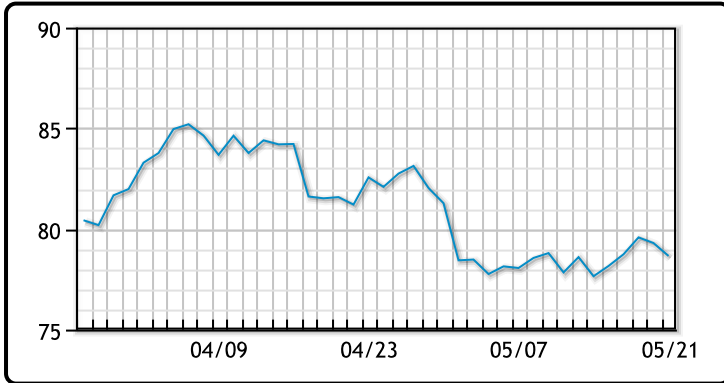
Major Energy Futures		
	Settle	Change
Brent	82.88	-0.83
Gas Oil	759.5	3
Natural Gas	2.671	-0.08
RBOB	251	-2.99
ULSD	246.23	-2.48
WTI	78.66	-0.64

Market Commentary

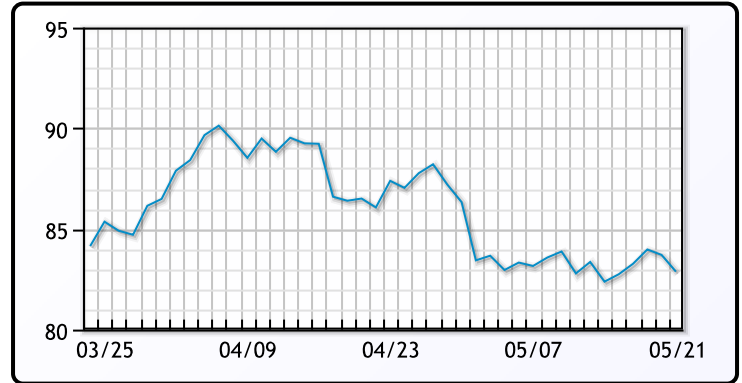
Oil prices fell today as lingering US inflation looked likely to keep interest rates higher for longer. "The market is very focused on gasoline demand in the U.S. because there are signs that consumers are cutting back because of inflation. Unless that turns around, the market is suggesting things could be a little bleak," said Phil Flynn, an analyst at Price Futures Group. Ahead of this weekend's Memorial Day holiday, which kicks off the U.S. peak summer driving season, retail gasoline prices fell for the fourth consecutive week to \$3.58 per gallon on Monday, the Energy Information Administration (EIA) said in its gasoline and diesel fuel update. The U.S. will sell the nearly 1 million barrels of gasoline in a reserve in northeastern states, with bids due on May 28, the Department of Energy said on Tuesday. U.S. diesel prices have also slipped, according to the EIA, down 5.9 cents on the week on Monday, at \$3.89 per gallon. WTI traded down \$.54 or -.7% to close at \$79.26. Brent traded down \$.83 or -1% to close at \$82.88.

Crude & Product Markets

WTI



BRENT



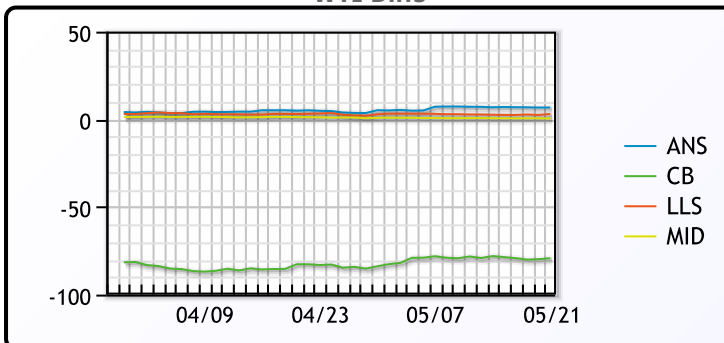
CRUDE

	Last	Week Ago	Month Ago
ANS	85.98	86.12	87.99
BLS	73.2	73.14	68.65
LLS	82.26	81.73	86.43
Mid	79.71	79.78	84.26
WTI	79.26	79.23	83.14

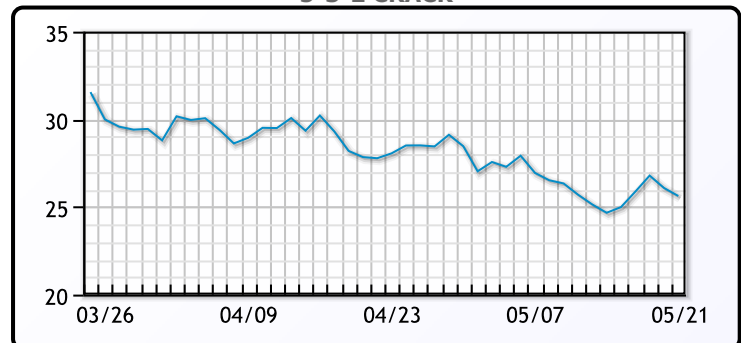
PRODUCTS

	Last	Week Ago	Month Ago
Gulf RBOB	2.4042	2.4733	2.5709
Gulf ULSD	2.4013	2.3762	2.4693
NYH RBOB	2.506	2.5353	2.7228
NYH ULSD	2.4498	2.4397	2.5363
USGC 3%	65.07	65.98	68.93

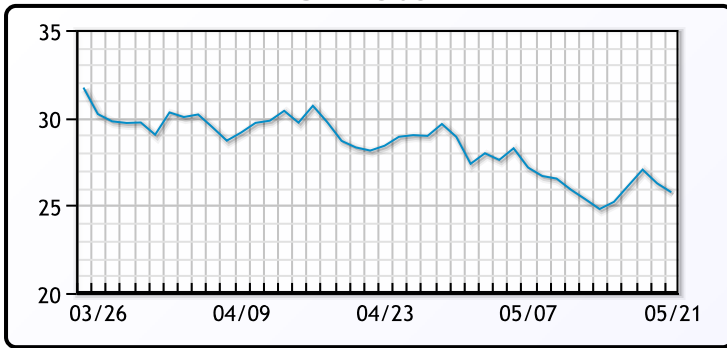
WTI Diffs



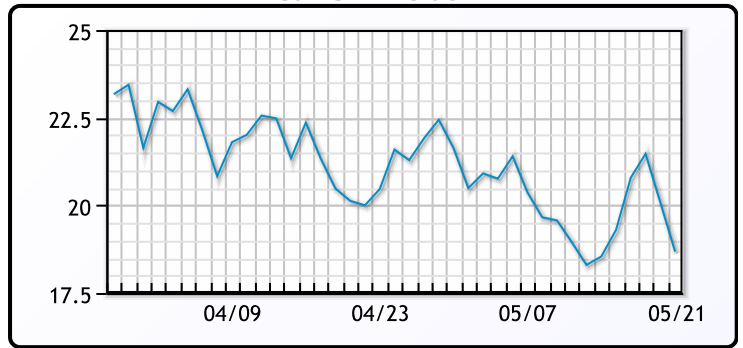
5-3-2 CRACK



3-2-1 Crack



Gulf 3-2-1 Crack



NGLs

MB

	Last	Week Ago	Month Ago
Butane	68	66.3	77.4
IsoButane	132	136.1	119.4
Natural Gasoline	152.5	147	161.5
Propane	70.4	69.3	79.1

CONWAY

	Last	Week Ago	Month Ago
Butane	79.3	75.8	88
IsoButane	135	137	126
Natural Gasoline	153.1	147	160.4
Propane	68	67	74.8

MB NON

	Last	Week Ago	Month Ago
Butane	83	81.3	92.4
IsoButane	132	136.1	119.4
Natural Gasoline	152.5	147	161.5
Propane	69.3	68.4	78.1

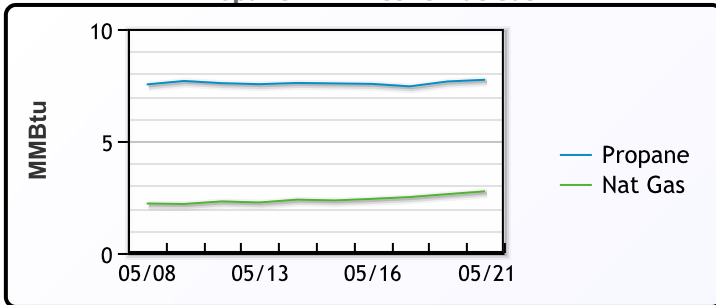
EDMONTON

	Last	Week Ago	Month Ago
Propane	46	44.5	50.8

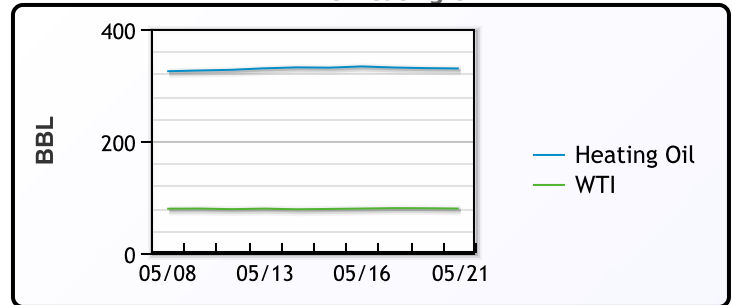
SARNIA

	Last	Week Ago	Month Ago
Propane	76.8	77.3	88

Propane MT.B Tet vs Nat Gas



WTI vs Heating Oil



FX

	Last	Change
CAD	1.3639	-0.0015
DXY	104.661	0.096
Gold	2421.71	0.66

RATES

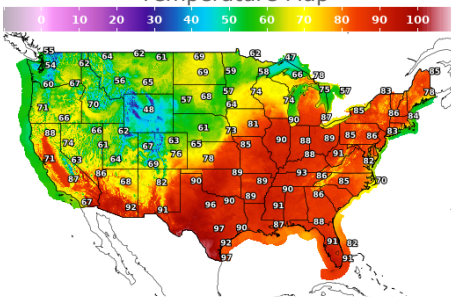
	Last	Change
US 2yr	4.8285	-0.0193
US 10yr	4.412	-0.0313
CAN 10yr	3.574	-0.051

EQUITIES

	Last	Change
Nasdaq	16832.63	37.75
TSX	1342.401	-0.292
S&P 500	5321.41	13.28

Weather Data

Temperature Map



City	HIGH °F	LOW °F
Calgary	57	38
Conway	62	47
Cushing	88	67
Denver	62	45
Houston	89	77
Mont Belvieu	85	76
Sarnia	74	62
Williston	62	46

Precipitation Map

