



MARKET DAILY

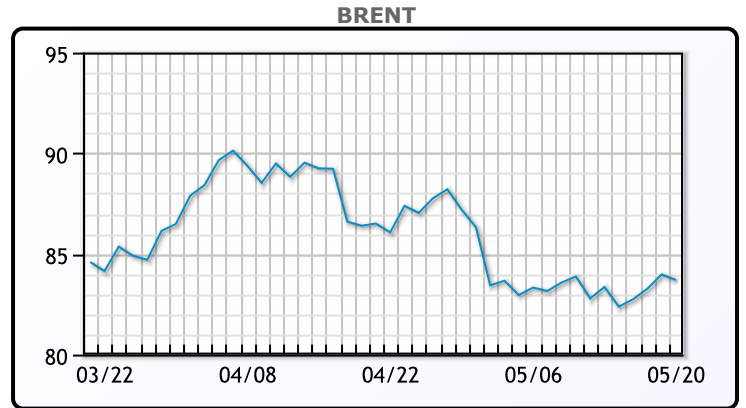
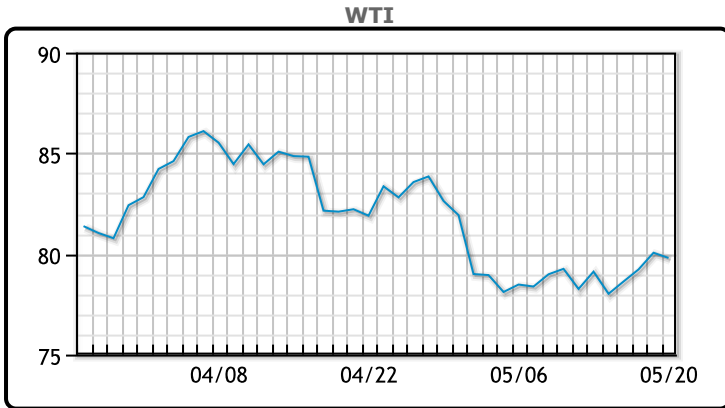
<https://www.pflpetroleum.com>
 1865 Veterans Park Dr. Suite 303
 Naples, Florida 34109
 Phone: 239-390-2885
 Fax: 239-949-0611
 May 20, 2024 7:24 PM

Major Energy Futures		
	Settle	Change
Brent	83.71	-0.27
Gas Oil	765.5	13.25
Natural Gas	2.751	0.125
RBOB	253.99	-3.43
ULSD	248.71	0.08
WTI	79.80	-0.26

Market Commentary

Oil prices eased today trading down as U.S. Federal Reserve officials said they were awaiting more signs that inflation was declining before the central bank starts cutting interest rates. Two top Fed officials said they're not yet ready to say inflation trends are again moving sustainably back to the central bank's 2% target, weighing in after data last week showed a welcome easing in consumer price pressures in April. The market, however, appeared unfazed by political uncertainty in two major oil-producing countries after Iran's president died in a helicopter crash and Saudi Arabia's crown prince deferred a trip to Japan because of the health of his father, the king. "The market also appears increasingly numb to developments on the geopolitical front, likely due to the large amount of spare capacity OPEC is sitting on," said Warren Patterson, head of commodities strategy at ING. WTI traded down \$.26 or -.3% to close at \$79.80. Brent traded down \$.27 or -.3% to close at \$83.71.

Crude & Product Markets

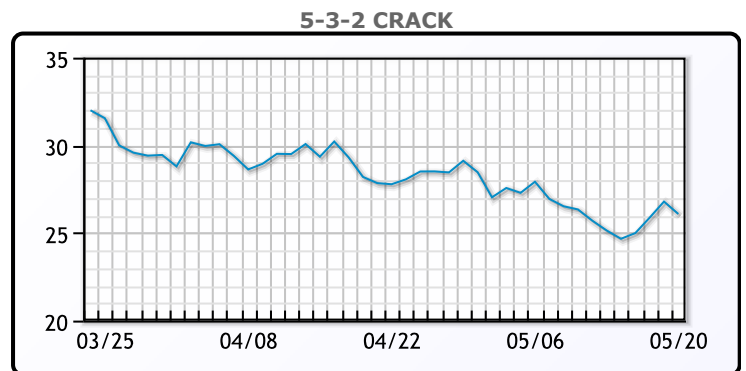
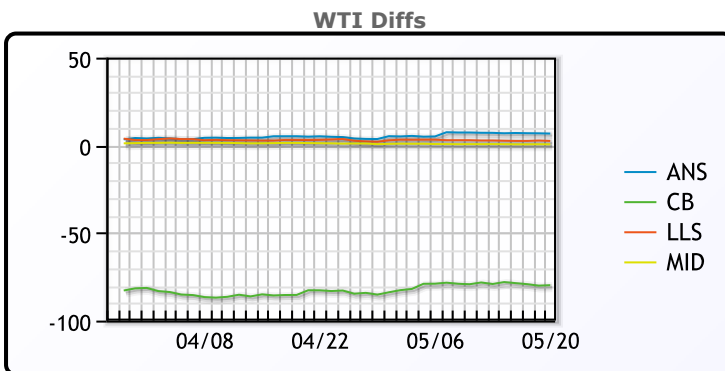


CRUDE

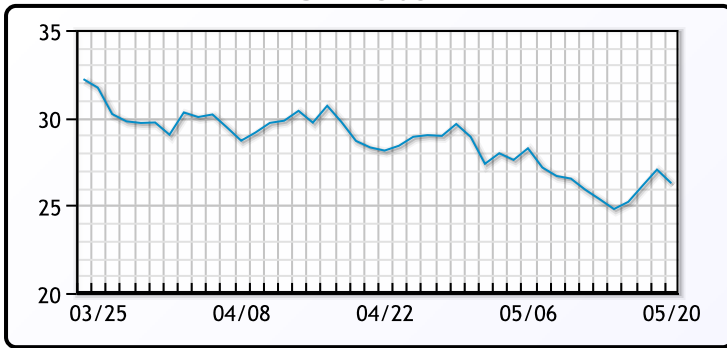
	Last	Week Ago	Month Ago
ANS	86.49	85.65	87.99
BLS	73.2	73.14	68.65
LLS	82.31	81.13	86.43
Mid	80.37	79.2	84.26
WTI	79.8	78.63	83.14

PRODUCTS

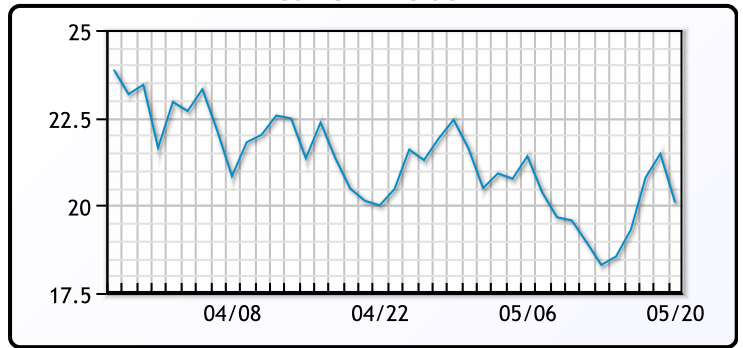
	Last	Week Ago	Month Ago
Gulf RBOB	2.4449	2.4103	2.5709
Gulf ULSD	2.4236	2.3531	2.4693
NYH RBOB	2.5379	2.4943	2.7228
NYH ULSD	2.4746	2.4096	2.5363
USGC 3%	66.26	65.47	68.93



3-2-1 Crack



Gulf 3-2-1 Crack



NGLs

MB

	Last	Week Ago	Month Ago
Butane	67.8	66.5	77.4
IsoButane	133	134.8	119.4
Natural Gasoline	153	148.8	161.5
Propane	70.8	69.5	79.1

CONWAY

	Last	Week Ago	Month Ago
Butane	78.3	76.5	88
IsoButane	139	137	126
Natural Gasoline	153	150	160.4
Propane	68.3	66.8	74.8

MB NON

	Last	Week Ago	Month Ago
Butane	82.8	81.5	92.4
IsoButane	133	134.8	119.4
Natural Gasoline	153	148.8	161.5
Propane	69.4	68.8	78.1

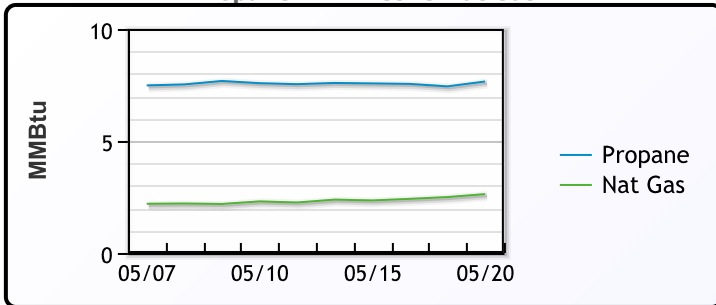
EDMONTON

	Last	Week Ago	Month Ago
Propane	46.3	44.3	50.8

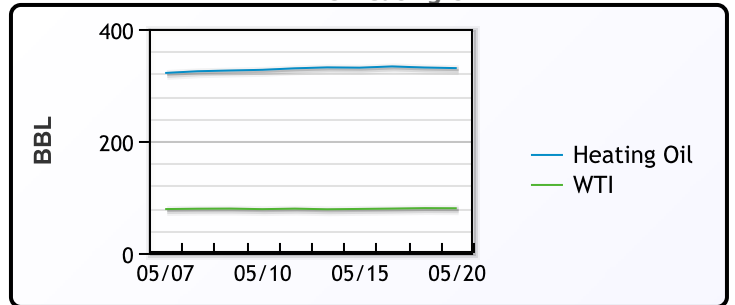
SARNIA

	Last	Week Ago	Month Ago
Propane	76.8	77.3	88

Propane MT.B Tet vs Nat Gas



WTI vs Heating Oil



FX

	Last	Change
CAD	1.3624	-0.0001
DXY	104.565	0.12
Gold	2427.38	2.07

RATES

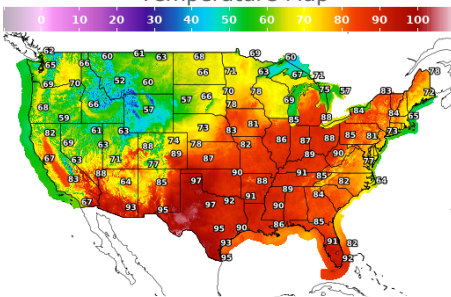
	Last	Change
US 2yr	4.8478	0.0233
US 10yr	4.4433	0.0235
CAN 10yr	3.625	0

EQUITIES

	Last	Change
Nasdaq	16794.88	108.91
TSX	1342.693	9.326
S&P 500	5308.13	4.86

Weather Data

Temperature Map



City	HIGH °F	LOW °F
Calgary	48	37
Conway	68	51
Cushing	86	66
Denver	71	51
Houston	92	74
Mont Belvieu	86	73
Sarnia	80	53
Williston	63	42

Precipitation Map

