



MARKET DAILY

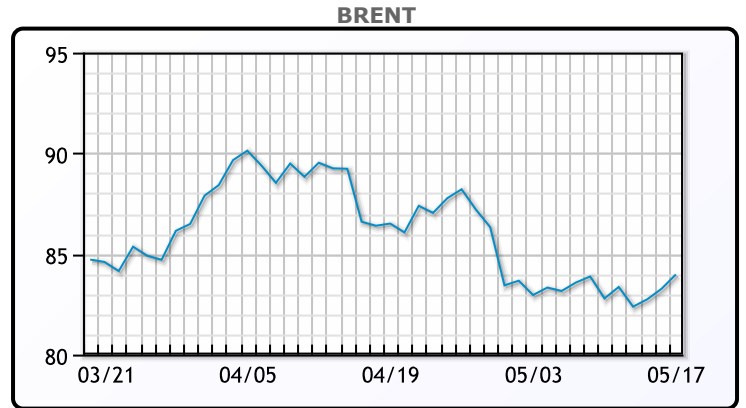
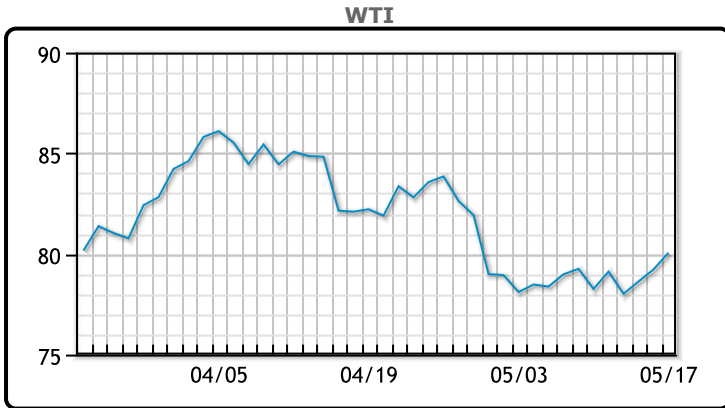
<https://www.pflpetroleum.com>
 1865 Veterans Park Dr. Suite 303
 Naples, Florida 34109
 Phone: 239-390-2885
 Fax: 239-949-0611
 May 17, 2024 5:29 PM

Major Energy Futures		
	Settle	Change
Brent	83.98	0.71
Gas Oil	762.5	4
Natural Gas	2.626	0.079
RBOB	257.42	4.1
ULSD	248.63	2.06
WTI	80.06	0.83

Market Commentary

Oil prices settled higher today, with Brent notching its first weekly gain in three weeks as economic indicators from the US and China bolstered hopes for higher demand. Chinas industrial output rose 6.7% year over year as a recovery in its manufacturing sector gained pace. Declines in oil and refined product inventories at global trading hubs have also created optimism about demand, reversing a trend of rising stockpiles that had weighed heavily on crude oil prices in previous weeks. Recent U.S. economic indicators have fed into the optimism over global demand for oil. U.S. consumer prices rose less than expected in April, data showed on Wednesday, boosting expectations of lower interest rates. "Consumer prices were not as bad as expected," said Tim Snyder, economist at Matador Economics. "It gave the U.S. a little bit of a boost." WTI traded up \$.83 or 1.1% to close at \$80.06. Brent traded up \$.71 or .9% to close at \$83.98.

Crude & Product Markets

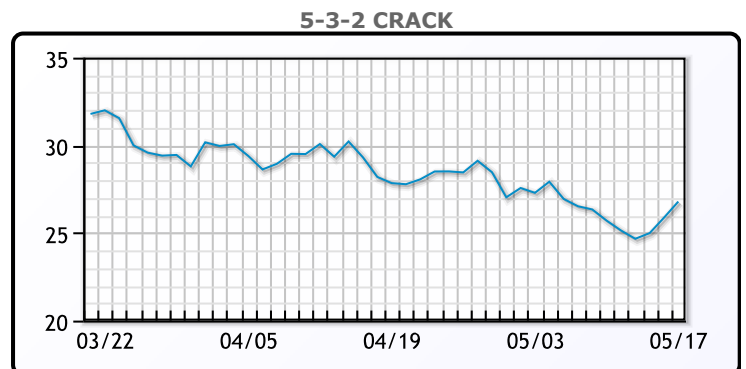
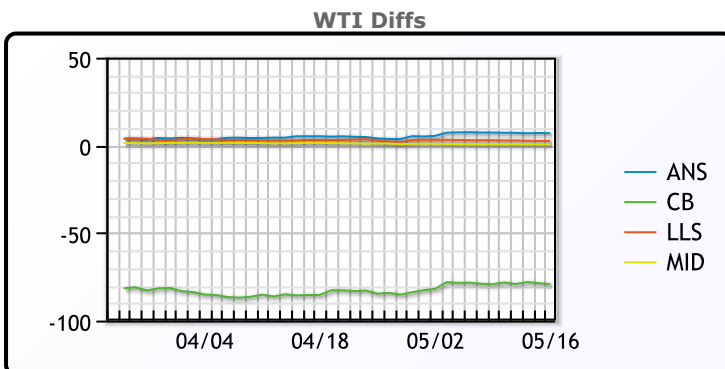


CRUDE

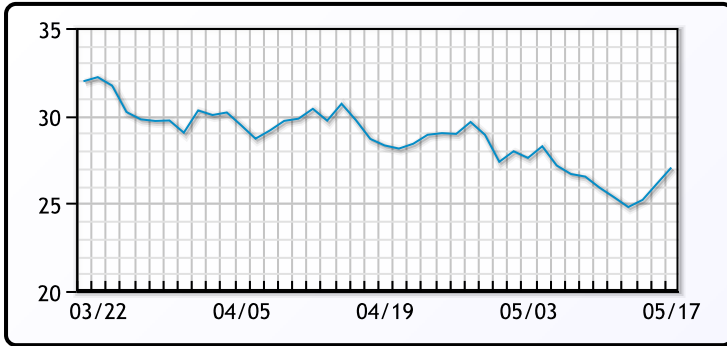
	Last	Week Ago	Month Ago
ANS	86.12	85.39	90.53
BLS	73.2	73.14	68.65
LLS	81.73	80.99	88.39
Mid	79.78	78.91	86.72
WTI	79.23	78.26	85.36

PRODUCTS

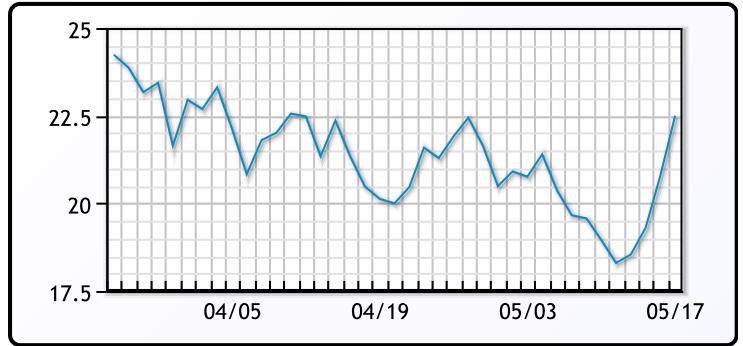
	Last	Week Ago	Month Ago
Gulf RBOB	2.5097	2.3902	2.5712
Gulf ULSD	2.4258	2.3579	2.5027
NYH RBOB	2.5717	2.4972	2.7452
NYH ULSD	2.4823	2.4194	2.5732
USGC 3%	65.98	65.35	71.69



3-2-1 Crack



Gulf 3-2-1 Crack



NGLs

MB

	Last	Week Ago	Month Ago
Butane	67.8	65.5	78.1
IsoButane	138.6	133.8	117.8
Natural Gasoline	153.9	148.4	159.9
Propane	70.1	69	79.1

CONWAY

	Last	Week Ago	Month Ago
Butane	79	75.8	88.9
IsoButane	140	137	126
Natural Gasoline	153.5	148.3	158.6
Propane	67	66.8	74.9

MB NON

	Last	Week Ago	Month Ago
Butane	82.8	80.5	93.1
IsoButane	138.6	133.8	117.8
Natural Gasoline	153.9	148.3	159.9
Propane	69	68	78

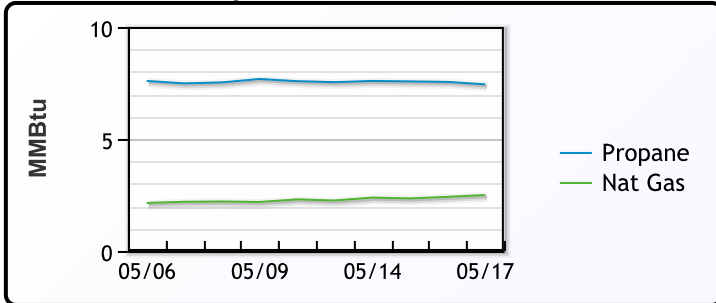
EDMONTON

	Last	Week Ago	Month Ago
Propane	44.5	44.3	49.9

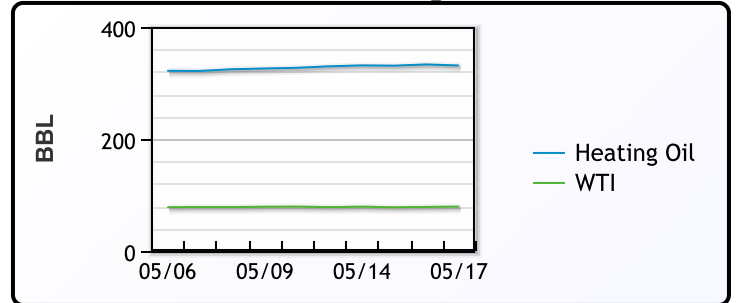
SARNIA

	Last	Week Ago	Month Ago
Propane	76.8	78	90

Propane MT.B Tet vs Nat Gas



WTI vs Heating Oil



FX

	Last	Change
CAD	1.3612	-0.0006
DXY	104.497	0.035
Gold	2415.22	38.36

RATES

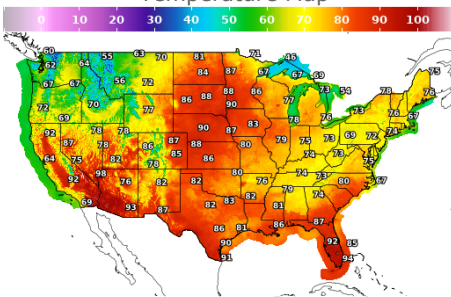
	Last	Change
US 2yr	4.8245	0.0292
US 10yr	4.4198	0.0448
CAN 10yr	3.625	0.063

EQUITIES

	Last	Change
Nasdaq	16685.97	-12.35
TSX	1342.69	9.323
S&P 500	5303.27	6.17

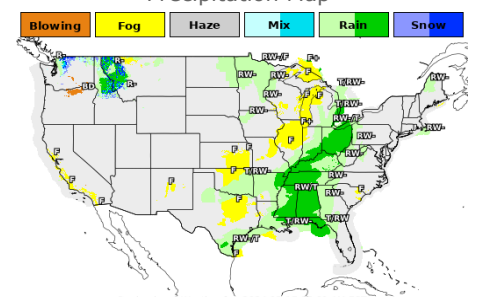
Weather Data

Temperature Map



City	HIGH °F	LOW °F
Calgary	47	38
Conway	80	53
Cushing	78	58
Denver	82	56
Houston	79	68
Mont Belvieu	76	66
Sarnia	70	57
Williston	73	52

Precipitation Map



This report has been prepared by PFL Petroleum Limited personnel for your information only and the views expressed are intended to provide market commentary and are not recommendations. This report is not an offer to sell or a solicitation of any offer to buy any security. The information contained herein has been compiled by PFL from sources believed to be reliable, but no representation or warranty, express or implied, is made by PFL Petroleum Limited, its affiliates or any other person as to its accuracy, completeness or correctness. Copyright 2017 PFL Petroleum Limited. All Rights Reserved