



MARKET DAILY

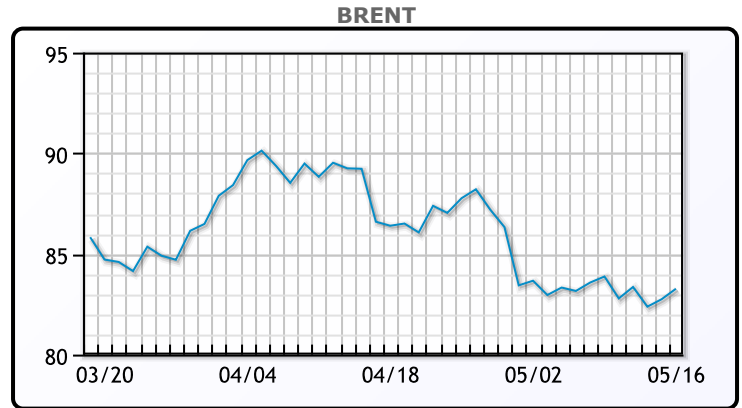
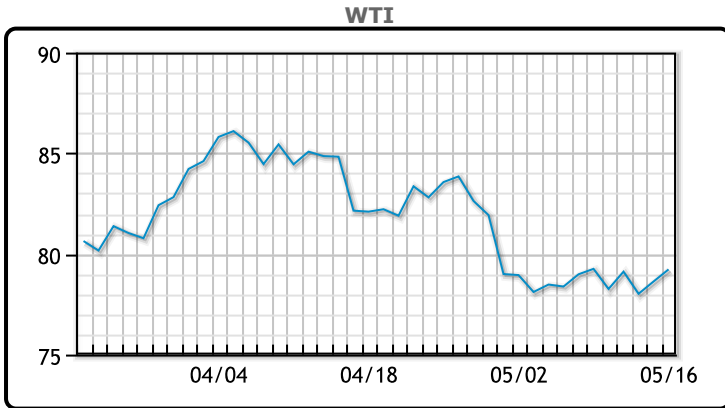
<https://www.pflpetroleum.com>
 1865 Veterans Park Dr. Suite 303
 Naples, Florida 34109
 Phone: 239-390-2885
 Fax: 239-949-0611
 May 16, 2024 6:18 PM

Major Energy Futures		
	Settle	Change
Brent	83.27	0.52
Gas Oil	749.25	3.75
Natural Gas	2.495	0.079
RBOB	253.78	4.1
ULSD	244.37	2.06
WTI	79.23	0.60

Market Commentary

Crude prices were slightly higher today after data showed a stabilizing US jobs market. Wednesday's slower-than-expected U.S. inflation data for April also fed market expectations for a September cut in interest rates, which could temper dollar strength and make greenback-denominated oil more affordable for holders of other currencies. "Even though the jobless claims were low, the report was weak enough that it's going to allow the Fed to get in and cut," said John Kilduff of Again Capital. "The strong employment trends do portend strong gasoline demand as we look out, even though it has been lackluster." U.S. gasoline demand, however, continued to land under 9 million barrels per day for a sixth straight week, below what is typical heading into the summer driving season, which officially kicks off on the Memorial Day weekend at the end of the month. WTI traded up \$.60 or .8% to close \$79.23. Brent traded up \$.52 or .6% to close at \$83.27.

Crude & Product Markets

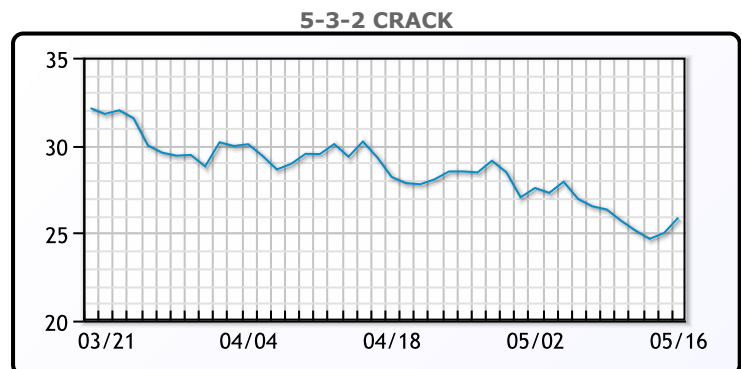
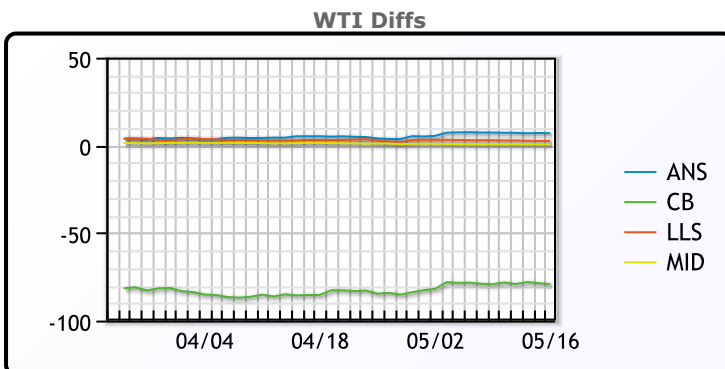


CRUDE

	Last	Week Ago	Month Ago
ANS	86.12	85.39	90.53
BLS	73.2	73.14	68.65
LLS	81.73	80.99	88.39
Mid	79.78	78.91	86.72
WTI	79.23	78.26	85.36

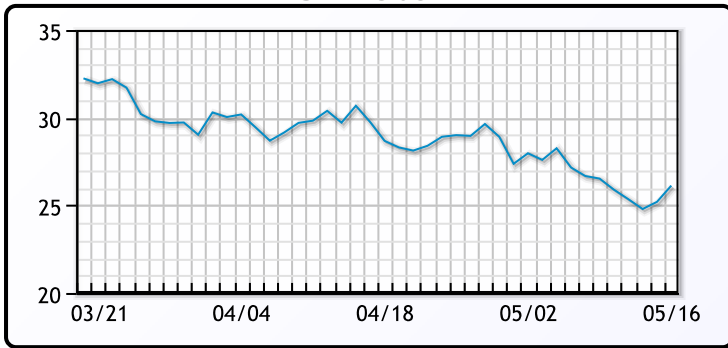
PRODUCTS

	Last	Week Ago	Month Ago
Gulf RBOB	2.4733	2.3902	2.6648
Gulf ULSD	2.3762	2.3579	2.5808
NYH RBOB	2.5353	2.4972	2.8413
NYH ULSD	2.4397	2.4194	2.6538
USGC 3%	65.98	65.35	71.69

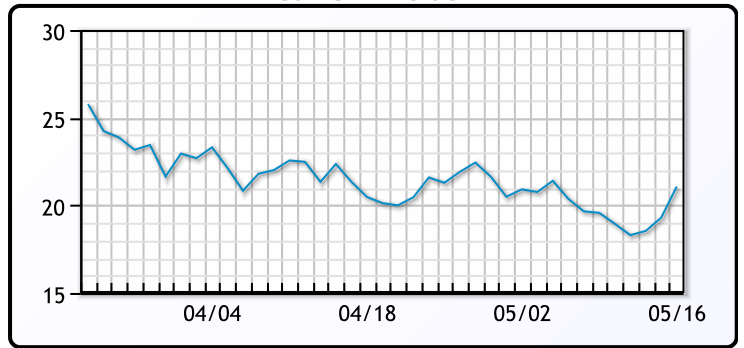


This report has been prepared by PFL Petroleum Limited personnel for your information only and the views expressed are intended to provide market commentary and are not recommendations. This report is not an offer to sell or a solicitation of any offer to buy any security. The information contained herein has been compiled by PFL from sources believed to be reliable, but no representation or warranty, express or implied, is made by PFL Petroleum Limited, its affiliates or any other person as to its accuracy, completeness or correctness. Copyright 2017 PFL Petroleum Limited. All Rights Reserved

3-2-1 Crack



Gulf 3-2-1 Crack



NGLs

MB

	Last	Week Ago	Month Ago
Butane	70.75	71.625	91.25
IsoButane	137.5	133	125
Natural Gasoline	151.4	151.6	165.3
Propane	68.125	69.25	81

CONWAY

	Last	Week Ago	Month Ago
Butane	78	77.25	90.75
IsoButane	143	143.5	135.75
Natural Gasoline	151.5	151	163.5
Propane	66.125	67	76.5

MB NON

	Last	Week Ago	Month Ago
Butane	80.75	81.625	95.25
IsoButane	137.5	133	125
Natural Gasoline	151.25	151	165.5
Propane	67.1	68.3	79.9

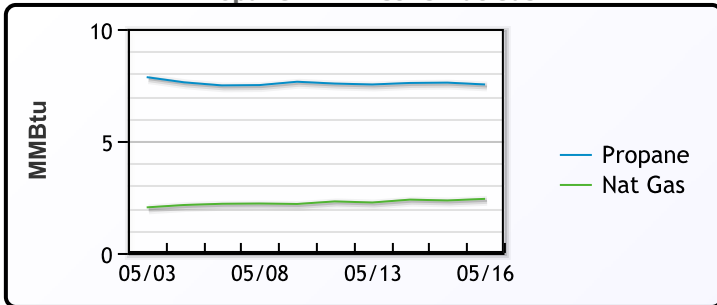
EDMONTON

	Last	Week Ago	Month Ago
Propane	43	45	51.6

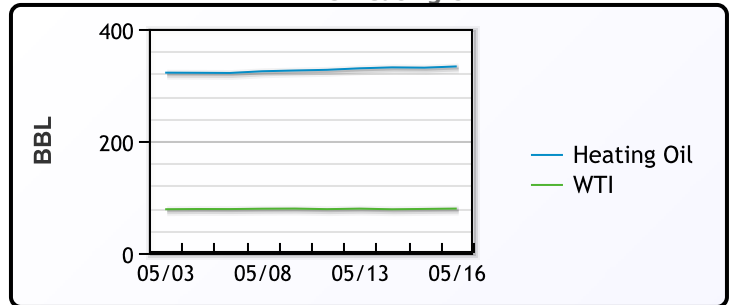
SARNIA

	Last	Week Ago	Month Ago
Propane	77.3	77.5	90.1

Propane MT.B Tet vs Nat Gas



WTI vs Heating Oil



FX

	Last	Change
CAD	1.3614	-0.0004
DXY	104.462	0.117
Gold	2378.52	1.66

RATES

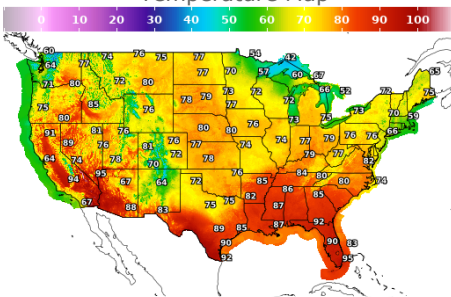
	Last	Change
US 2yr	4.7953	0.0716
US 10yr	4.375	0.035
CAN 10yr	3.562	0

EQUITIES

	Last	Change
Nasdaq	16698.32	-44.07
TSX	1333.367	0.493
S&P 500	5297.1	-11.05

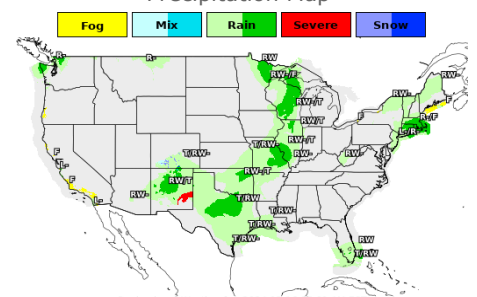
Weather Data

Temperature Map



City	HIGH °F	LOW °F
Calgary	64	44
Conway	68	50
Cushing	76	62
Denver	74	53
Houston	80	72
Mont Belvieu	80	72
Sarnia	73	46
Williston	71	52

Precipitation Map



This report has been prepared by PFL Petroleum Limited personnel for your information only and the views expressed are intended to provide market commentary and are not recommendations. This report is not an offer to sell or a solicitation of any offer to buy any security. The information contained herein has been compiled by PFL from sources believed to be reliable, but no representation or warranty, express or implied, is made by PFL Petroleum Limited, its affiliates or any other person as to its accuracy, completeness or correctness. Copyright 2017 PFL Petroleum Limited. All Rights Reserved