



MARKET DAILY

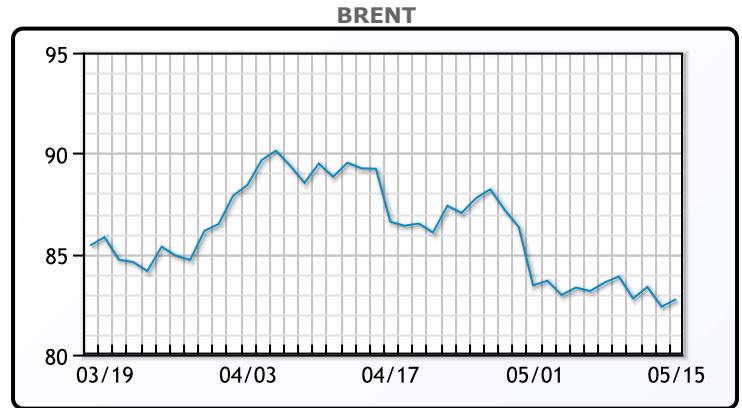
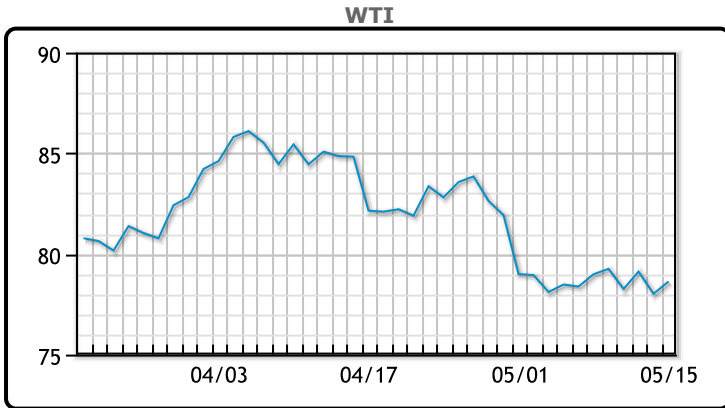
<https://www.pflpetroleum.com>
 1865 Veterans Park Dr. Suite 303
 Naples, Florida 34109
 Phone: 239-390-2885
 Fax: 239-949-0611
 May 15, 2024 6:47 PM

Major Energy Futures		
	Settle	Change
Brent	82.75	0.37
Gas Oil	745.25	-11.25
Natural Gas	2.416	0.072
RBOB	249.68	3.72
ULSD	242.31	0.31
WTI	78.63	0.61

Market Commentary

Oil prices rose today after lukewarm inflation data and a draw in crude inventories. US crude inventories fell 2.5MM/bbls, much higher than the 500K/bbl draw expected. "The crude oil draw is mostly from the increase in the refinery utilization rate ... Refiners finally got serious about that, finally cranked it up a bit," Bob Yawger, director of energy futures at Mizuho told Reuters. U.S. consumer prices increased less than expected in April, suggesting that inflation resumed its downward trend at the start of the second quarter in a boost to financial market expectations the U.S. Federal Reserve (Fed) will cut interest rates in September. With the Fed expected to cut interest rates later this year, the U.S. dollar fell to a five-week low against a basket of other currencies. WTI traded up \$.61 or .8% to close at \$78.63. Brent traded up \$.37 or .5% to close at \$82.75.

Crude & Product Markets

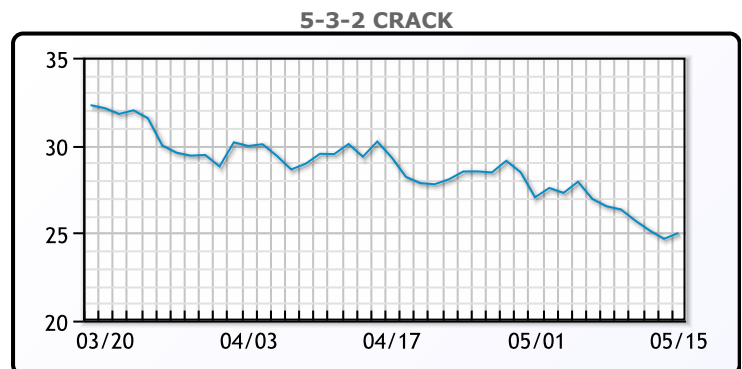
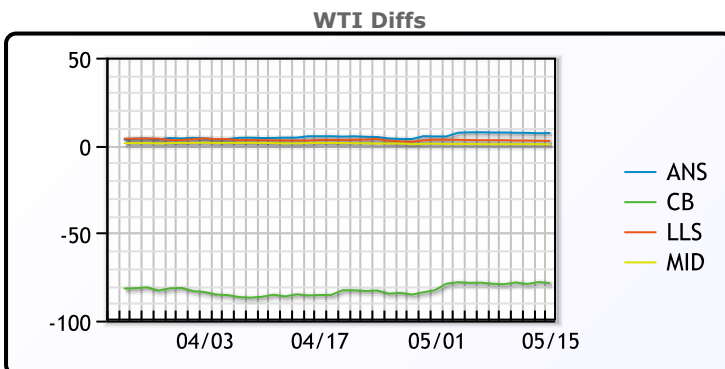


CRUDE

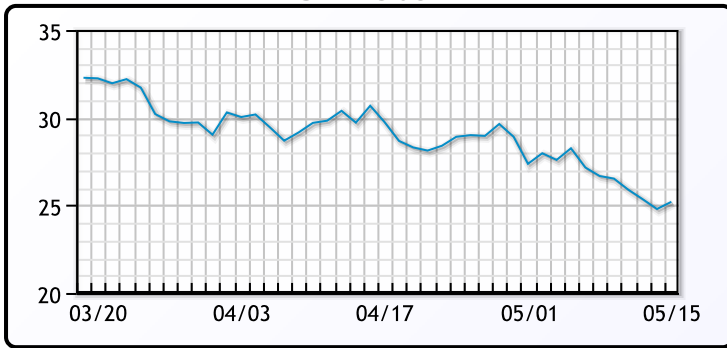
	Last	Week Ago	Month Ago
ANS	85.65	85.39	90.56
BLS	73.2	73.14	68.65
LLS	81.13	80.99	88.46
Mid	79.2	78.91	86.77
WTI	78.63	78.26	85.41

PRODUCTS

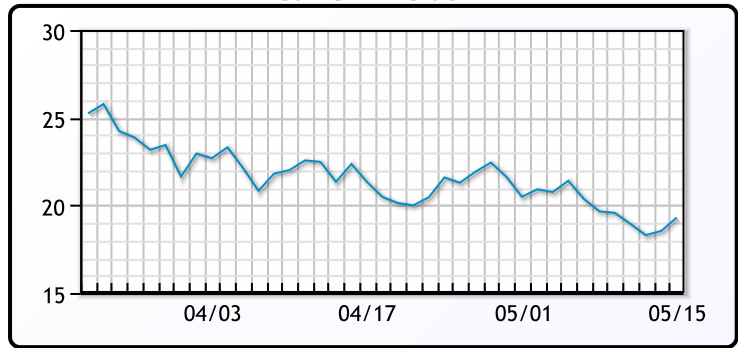
	Last	Week Ago	Month Ago
Gulf RBOB	2.4103	2.3902	2.6289
Gulf ULSD	2.3531	2.3579	2.5852
NYH RBOB	2.4943	2.4972	2.4779
NYH ULSD	2.4096	2.4194	2.65295
USGC 3%	65.47	65.35	71.96



3-2-1 Crack



Gulf 3-2-1 Crack



NGLs

MB

	Last	Week Ago	Month Ago
Butane	70.75	71.5	91.5
IsoButane	138.5	140	125.5
Natural Gasoline	149.1	151.4	164.3
Propane	68.875	70	80.625

CONWAY

	Last	Week Ago	Month Ago
Butane	78.5	76.75	90
IsoButane	141	140.5	136
Natural Gasoline	149	150.5	162
Propane	66.75	67.625	76.375

MB NON

	Last	Week Ago	Month Ago
Butane	80.75	81.5	95.5
IsoButane	138.5	140	125.5
Natural Gasoline	148.25	151.5	164
Propane	68.1	69.3	79.4

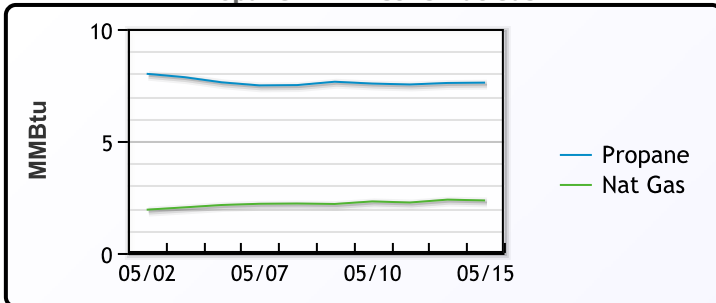
EDMONTON

	Last	Week Ago	Month Ago
Propane	44.8	44.8	51.3

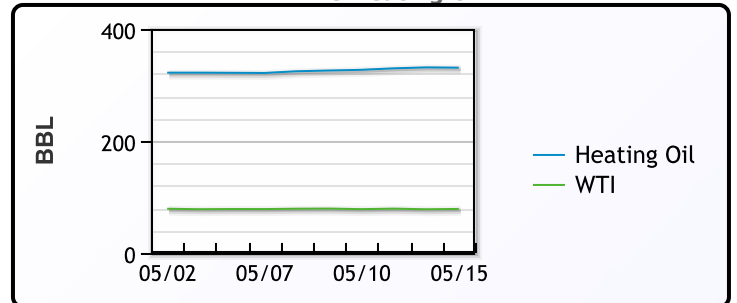
SARNIA

	Last	Week Ago	Month Ago
Propane	77.3	77.5	90

Propane MT.B Tet vs Nat Gas



WTI vs Heating Oil



FX

	Last	Change
CAD	1.3598	-0.0004
DXY	104.345	-0.668
Gold	2388.14	2.15

RATES

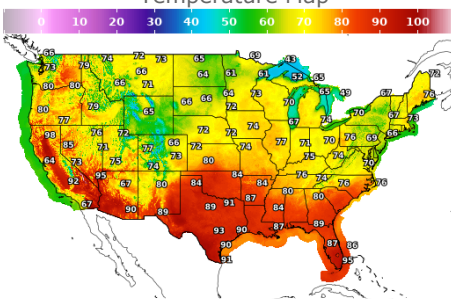
	Last	Change
US 2yr	4.7237	-0.091
US 10yr	4.34	-0.0994
CAN 10yr	3.562	-0.123

EQUITIES

	Last	Change
Nasdaq	16742.39	231.21
TSX	1332.874	1.368
S&P 500	5308.15	61.47

Weather Data

Temperature Map



City	HIGH °F	LOW °F
Calgary	68	46
Conway	57	48
Cushing	85	57
Denver	67	51
Houston	92	71
Mont Belvieu	87	66
Sarnia	57	47
Williston	67	46

Precipitation Map

