



MARKET DAILY

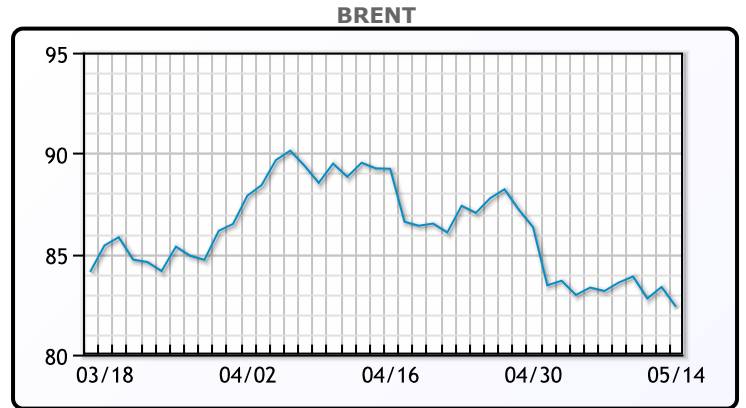
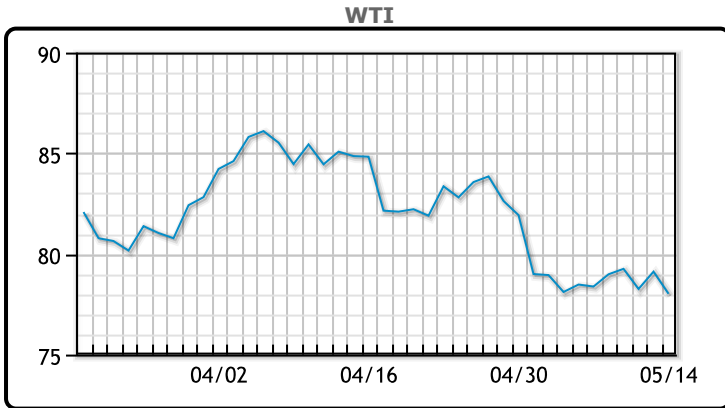
<https://www.pflpetroleum.com>
 1865 Veterans Park Dr. Suite 303
 Naples, Florida 34109
 Phone: 239-390-2885
 Fax: 239-949-0611
 May 14, 2024 8:18 PM

Major Energy Futures		
	Settle	Change
Brent	82.38	-0.98
Gas Oil	741.5	-11.25
Natural Gas	2.344	-0.037
RBOB	245.96	-5.09
ULSD	242	-1.68
WTI	78.02	-1.10

Market Commentary

Oil prices were lower today after US data stoked concerns that interest rates may stay high. Producer prices increased more than expected in April. Fed Chair Jerome Powell said he expects US inflation to keep declining through 2024 but warned he is less confident now. "The inflation story is not under control that is pulling demand back a bit and the thing that rubbed a little salt in the wound was Powell's comments", said Tim Snyder, economist at Matador Economics. Wildfires in Canada put a floor under prices. Firefighters were racing to contain one blaze in BC and two in Alberta near the heart of the oil sands industry. WTI traded down \$1.10 or -1.39% to close at \$78.02. Brent traded down \$.98 or -1.18% to close at \$82.38

Crude & Product Markets

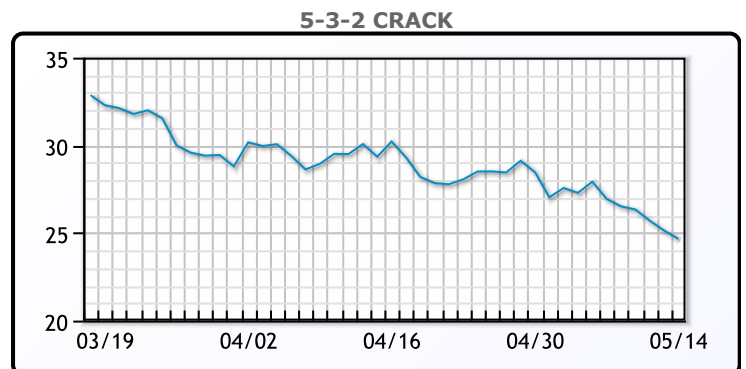
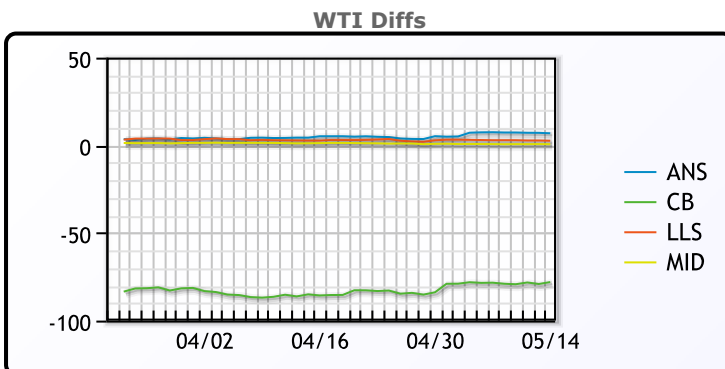


CRUDE

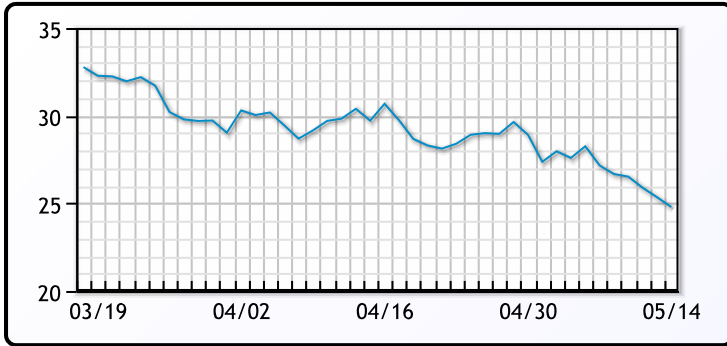
	Last	Week Ago	Month Ago
ANS	84.87	86.54	90.81
BLS	73.2	73.14	68.65
LLS	80.62	82.16	88.36
Mid	78.65	79.92	86.91
WTI	78.02	79.26	85.66

PRODUCTS

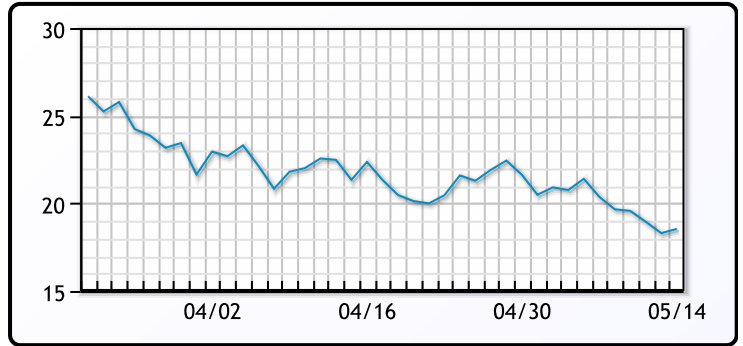
	Last	Week Ago	Month Ago
Gulf RBOB	2.3686	2.4323	2.6504
Gulf ULSD	2.346	2.4016	2.6166
NYH RBOB	2.4566	2.5393	2.4969
NYH ULSD	2.4185	2.4716	2.6801
USGC 3%	65.31	66.69	71.57



3-2-1 Crack



Gulf 3-2-1 Crack



NGLs

MB

	Last	Week Ago	Month Ago
Butane	66.3	65.5	81.3
IsoButane	136.1	137.9	125.1
Natural Gasoline	147	152.3	163.5
Propane	69.3	68.9	80.8

CONWAY

	Last	Week Ago	Month Ago
Butane	75.8	76.9	90.4
IsoButane	137	135	130
Natural Gasoline	147	150.5	162.3
Propane	67	66.1	76.5

MB NON

	Last	Week Ago	Month Ago
Butane	81.3	80.5	96.3
IsoButane	136.1	137.9	125.1
Natural Gasoline	147	152.3	163.5
Propane	68.4	67.6	79.6

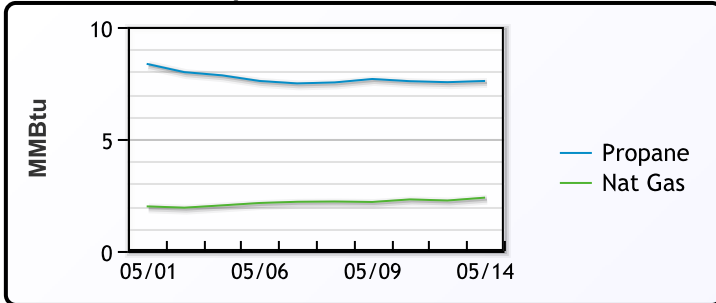
EDMONTON

	Last	Week Ago	Month Ago
Propane	44.5	44.1	51.5

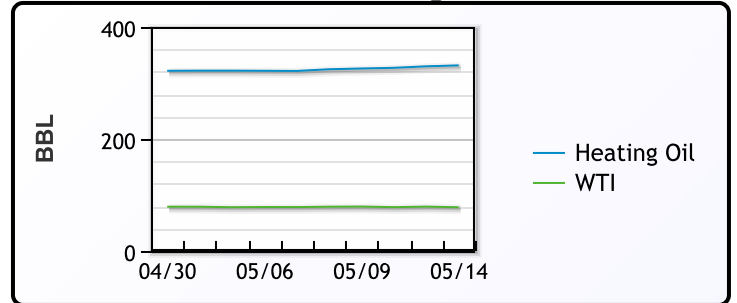
SARNIA

	Last	Week Ago	Month Ago
Propane	77.3	77.5	95

Propane MT.B Tet vs Nat Gas



WTI vs Heating Oil



FX

	Last	Change
CAD	1.3648	-0.0003
DXY	105.036	0.023
Gold	2356.1	-2.02

RATES

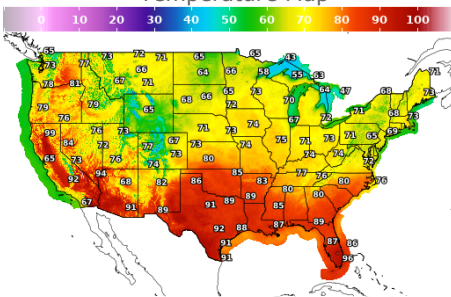
	Last	Change
US 2yr	4.821	0.0063
US 10yr	4.4453	0.0059
CAN 10yr	3.685	0.002

EQUITIES

	Last	Change
Nasdaq	16511.18	122.94
TSX	1331.506	-1.921
S&P 500	5246.68	25.26

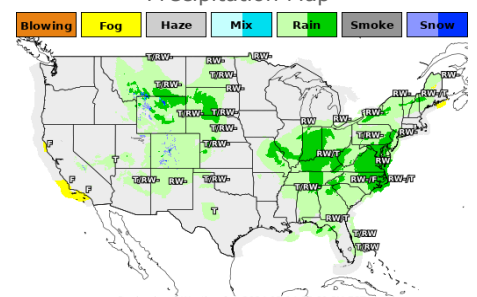
Weather Data

Temperature Map



City	HIGH °F	LOW °F
Calgary	64	45
Conway	56	46
Cushing	77	54
Denver	77	54
Houston	88	67
Mont Belvieu	85	65
Sarnia	58	45
Williston	68	54

Precipitation Map



This report has been prepared by PFL Petroleum Limited personnel for your information only and the views expressed are intended to provide market commentary and are not recommendations. This report is not an offer to sell or a solicitation of any offer to buy any security. The information contained herein has been compiled by PFL from sources believed to be reliable, but no representation or warranty, express or implied, is made by PFL Petroleum Limited, its affiliates or any other person as to its accuracy, completeness or correctness. Copyright 2017 PFL Petroleum Limited. All Rights Reserved