



MARKET DAILY

<https://www.pflpetroleum.com>
 1865 Veterans Park Dr. Suite 303
 Naples, Florida 34109
 Phone: 239-390-2885
 Fax: 239-949-0611
 May 13, 2024 5:21 PM

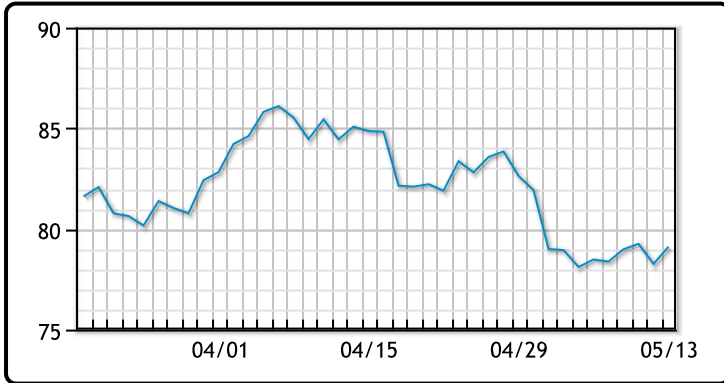
Major Energy Futures		
	Settle	Change
Brent	83.36	0.57
Gas Oil	752.75	-9.5
Natural Gas	2.381	-0.049
RBOB	251.05	-4.21
ULSD	243.68	-4.32
WTI	79.12	0.86

Market Commentary

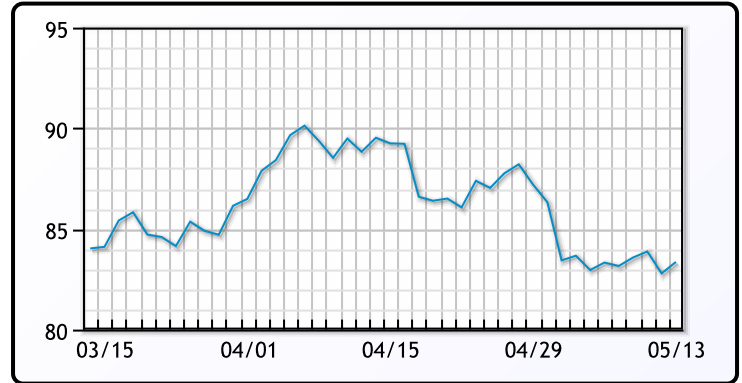
Oil prices rose today on signs of improving demand. Prices drew support from expectations of strong U.S. gasoline demand, as motorist group AAA forecast this year's Memorial Day travel activity will be the highest since 2005, with road trips at a record since 2000. On the supply front, investors are watching for potential oil supply disruptions in Western Canada due to wildfires the country's government has warned could be "catastrophic". "Canadian oil sands production currently has a 3.3 million barrel daily capacity, which is very likely to be affected moving into the summer," said Alex Hodes, analyst at energy brokerage StoneX. Analysts expect the U.S. central bank to keep its policy rate on hold for longer, supporting the dollar and making dollar-denominated oil more expensive for buyers holding other currencies. WTI traded up \$.86 or 1.1% to close at \$79.12. Brent traded up \$.57 or .7% to close at \$83.36.

Crude & Product Markets

WTI



BRENT



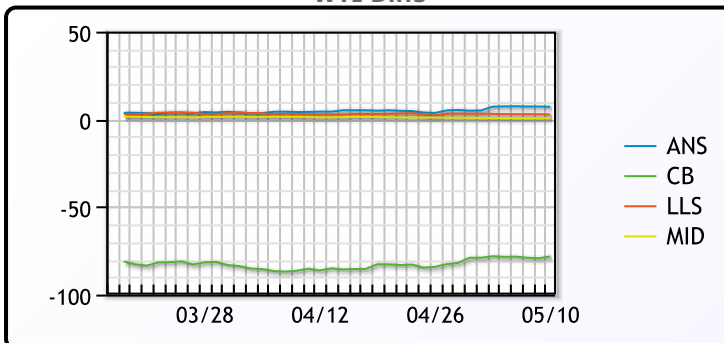
CRUDE

	Last	Week Ago	Month Ago
ANS	85.39	85.28	90.59
BLS	73.2	73.14	68.65
LLS	80.99	81.21	88.99
Mid	78.91	78.86	87.33
WTI	78.26	78.11	86.21

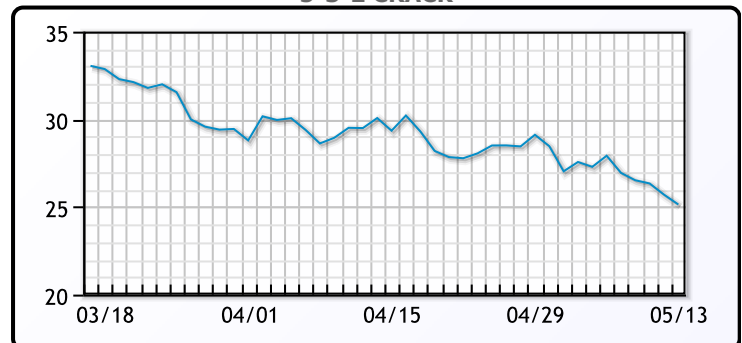
PRODUCTS

	Last	Week Ago	Month Ago
Gulf RBOB	2.398	2.4268	2.6504
Gulf ULSD	2.3573	2.4001	2.6166
NYH RBOB	2.508	2.5318	2.4969
NYH ULSD	2.4218	2.4611	2.6801
USGC 3%	65.35	65.39	73.54

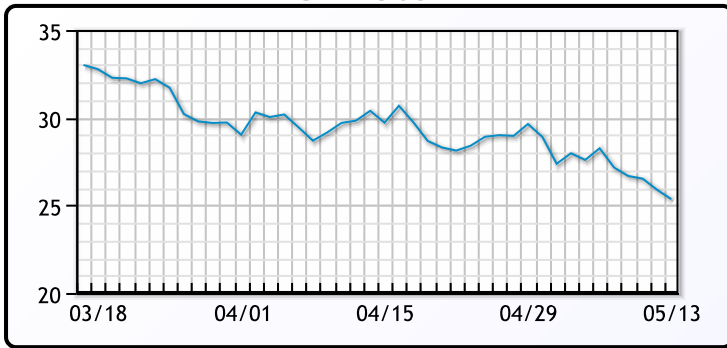
WTI Diffs



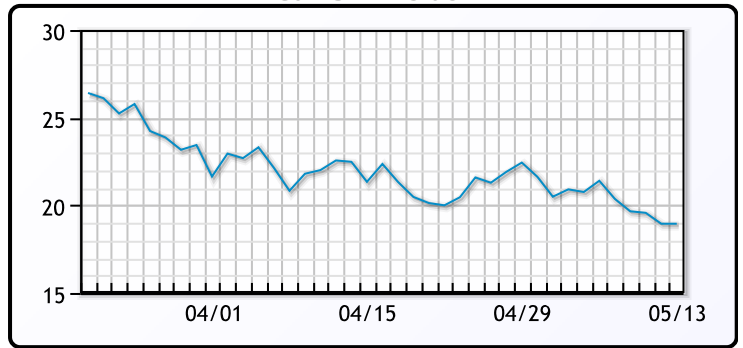
5-3-2 CRACK



3-2-1 Crack



Gulf 3-2-1 Crack



NGLs

MB

	Last	Week Ago	Month Ago
Butane	66.5	60.8	81.3
IsoButane	134.8	136.9	125.1
Natural Gasoline	148.8	153.1	163.5
Propane	69.5	68.5	80.8

CONWAY

	Last	Week Ago	Month Ago
Butane	76.5	77.4	90.4
IsoButane	137	134	130
Natural Gasoline	150	152	162.3
Propane	66.8	66.5	76.5

MB NON

	Last	Week Ago	Month Ago
Butane	81.5	80.8	96.3
IsoButane	134.8	136.9	125.1
Natural Gasoline	148.8	153.1	163.5
Propane	68.8	67.4	79.6

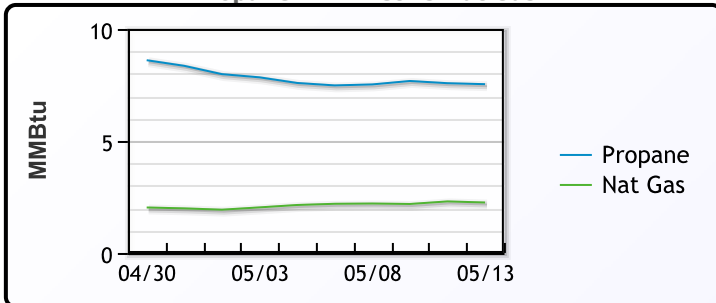
EDMONTON

	Last	Week Ago	Month Ago
Propane	44.3	44	51.5

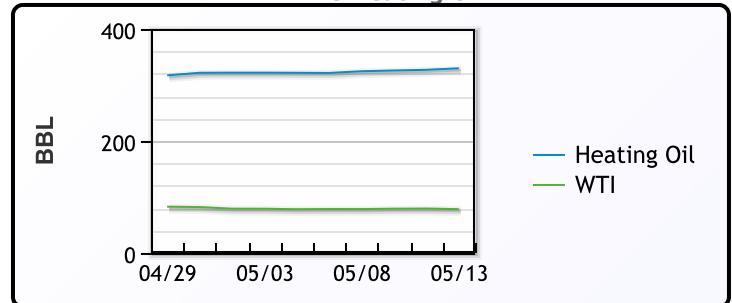
SARNIA

	Last	Week Ago	Month Ago
Propane	77.3	77.5	95

Propane MT.B Tet vs Nat Gas



WTI vs Heating Oil



FX

	Last	Change
CAD	1.3667	0.0001
DXY	105.222	-0.079
Gold	2336.32	-24.18

RATES

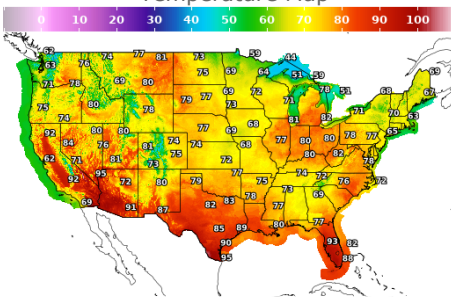
	Last	Change
US 2yr	4.8612	-0.0043
US 10yr	4.4865	-0.0098
CAN 10yr	3.683	-0.013

EQUITIES

	Last	Change
Nasdaq	16388.24	47.37
TSX	1333.43	-3.104
S&P 500	5221.42	-1.26

Weather Data

Temperature Map



City	HIGH °F	LOW °F
Calgary	58	48
Conway	60	41
Cushing	72	60
Denver	72	48
Houston	81	71
Mont Belvieu	80	71
Sarnia	79	52
Williston	81	49

Precipitation Map

