



# MARKET DAILY

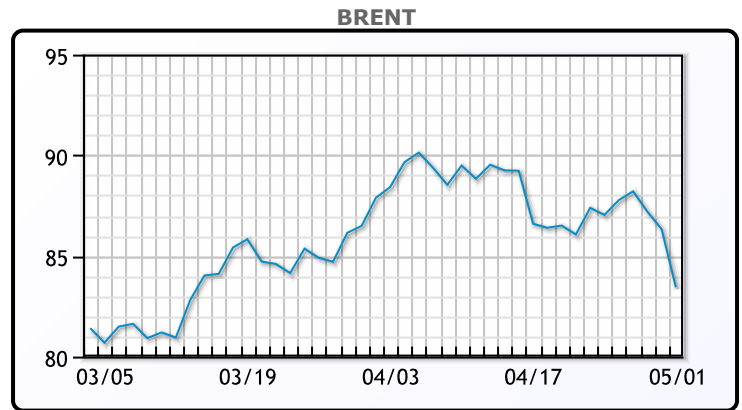
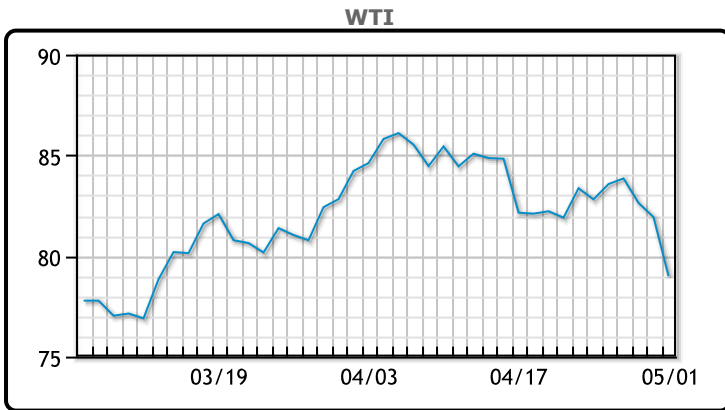
<https://www.pflpetroleum.com>  
 1865 Veterans Park Dr. Suite 303  
 Naples, Florida 34109  
 Phone: 239-390-2885  
 Fax: 239-949-0611  
 May 1, 2024 7:10 PM

Major Energy Futures		
	Settle	Change
Brent	83.44	-2.89
Gas Oil	753	-7.25
Natural Gas	1.932	-0.059
RBOB	257.74	-11.38
ULSD	245.19	-7.57
WTI	79	-2.93

**Market Commentary**

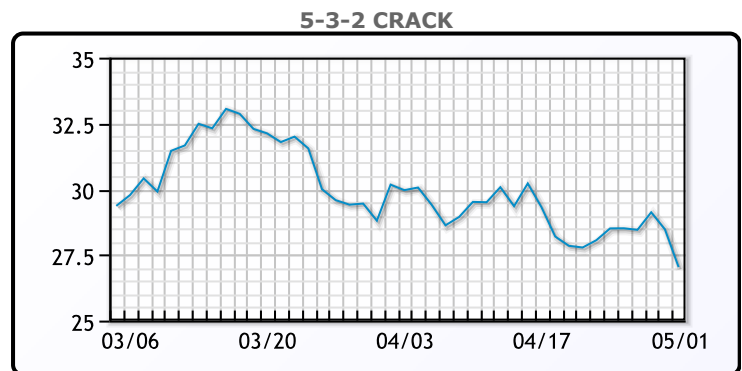
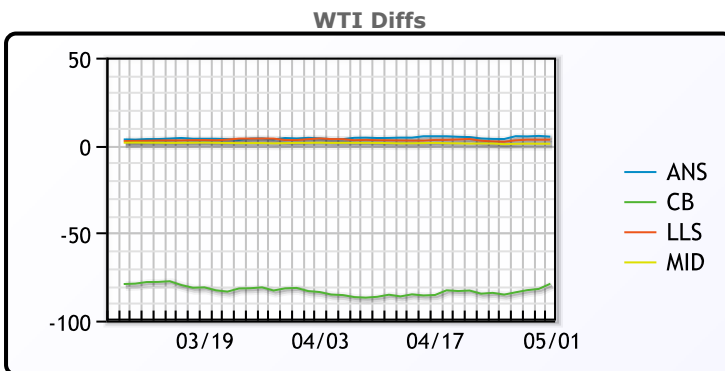
U.S. oil prices fell more than they have in months on today, dropping below \$80 per barrel for the first time since March in response to signs of weak demand and an easing of Middle East tensions. The strong dollar isn't helping either. Oil, which is priced in dollars, tends to fall when the greenback rises. Federal Reserve policies have helped lift the dollar relative to other currencies because the Fed has kept interest rates high even as other central banks have begun to lower them. Fed Chairman Jerome Powell's comments at a press conference on Wednesday reinforced that dynamic, pointing to further strength ahead for the dollar. He said that while the U.S. and other developed countries are both dealing with inflation, the strength of the U.S. economy gives the Fed the flexibility to keep rates high until prices come under control.

## Crude & Product Markets

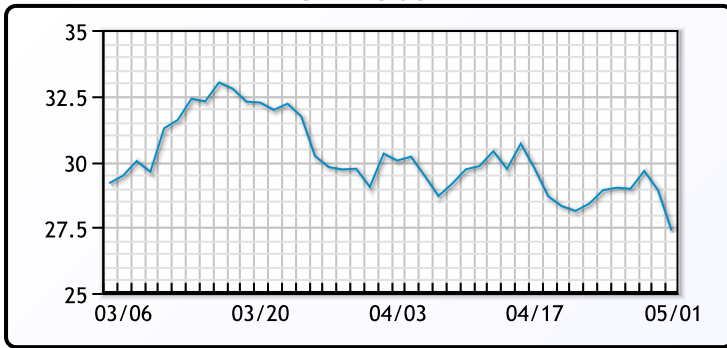


CRUDE			
	Last	Week Ago	Month Ago
ANS	83.9	89.04	87.59
BLS	73.2	73.14	68.65
LLS	82.2	86.7	87.62
Mid	79.89	84.68	85.18
WTI	79	83.85	83.71

PRODUCTS			
	Last	Week Ago	Month Ago
Gulf RBOB	2.4789	2.634	2.6255
Gulf ULSD	2.3774	2.4897	2.5531
NYH RBOB	2.5964	2.7691	2.45
NYH ULSD	2.4504	2.5477	2.6246
USGC 3%	66.14	71.89	72.59



**3-2-1 Crack**



**Gulf 3-2-1 Crack**



**NGLs**

**MB**

	Last	Week Ago	Month Ago
Butane	70.4	74.9	81.8
IsoButane	133.4	120.9	127.8
Natural Gasoline	155.3	167.5	162.1
Propane	73.1	77.4	82.3

**CONWAY**

	Last	Week Ago	Month Ago
Butane	81.8	86.1	92.5
IsoButane	133	126.5	135
Natural Gasoline	156	165	158.3
Propane	69.5	73.4	77.4

**MB NON**

	Last	Week Ago	Month Ago
Butane	85.4	89.9	96.8
IsoButane	133.4	120.9	127.8
Natural Gasoline	155.3	167.5	162.1
Propane	72.5	76.6	81.4

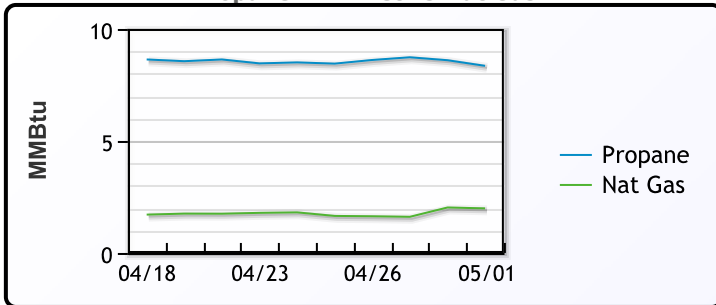
**EDMONTON**

	Last	Week Ago	Month Ago
Propane	47	48.4	51.4

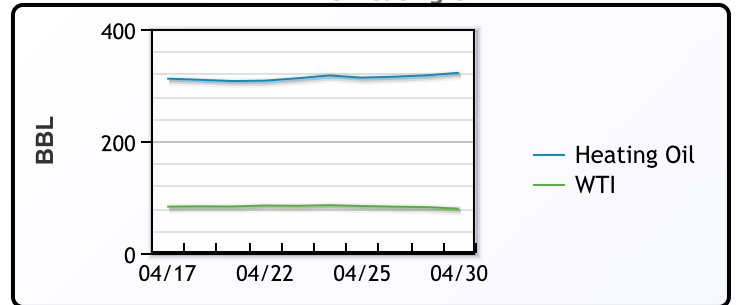
**SARNIA**

	Last	Week Ago	Month Ago
Propane	86	86.5	97.8

**Propane MT.B Tet vs Nat Gas**



**WTI vs Heating Oil**



**FX**

	Last	Change
CAD	1.3729	-0.001
DXY	105.755	-0.466
Gold	2321.31	1.75

**RATES**

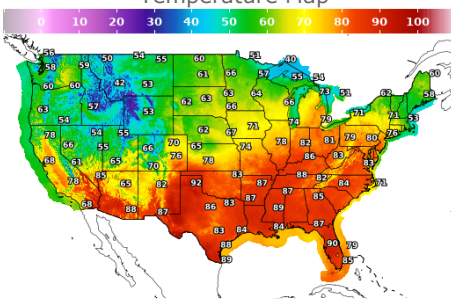
	Last	Change
US 2yr	4.9602	-0.0749
US 10yr	4.6283	-0.0515
CAN 10yr	3.759	-0.057

**EQUITIES**

	Last	Change
Nasdaq	15605.48	-52.34
TSX	1301.964	0.61
S&P 500	5018.39	-17.3

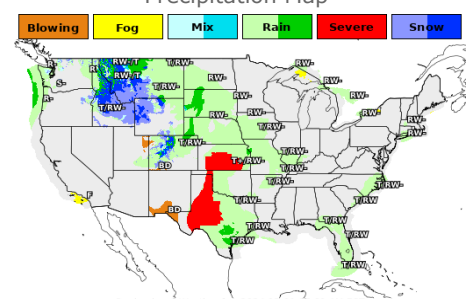
**Weather Data**

**Temperature Map**



City	HIGH °F	LOW °F
Calgary	36	33
Conway	62	42
Cushing	81	62
Denver	65	49
Houston	85	71
Mont Belvieu	81	69
Sarnia	75	48
Williston	55	36

**Precipitation Map**



This report has been prepared by PFL Petroleum Limited personnel for your information only and the views expressed are intended to provide market commentary and are not recommendations. This report is not an offer to sell or a solicitation of any offer to buy any security. The information contained herein has been compiled by PFL from sources believed to be reliable, but no representation or warranty, express or implied, is made by PFL Petroleum Limited, its affiliates or any other person as to its accuracy, completeness or correctness. Copyright 2017 PFL Petroleum Limited. All Rights Reserved