



MARKET DAILY

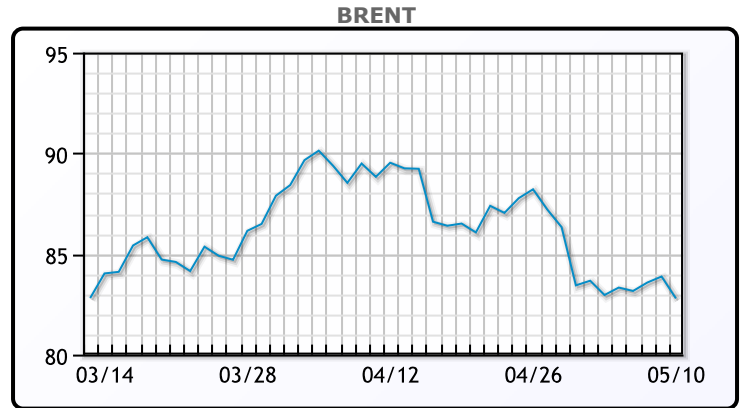
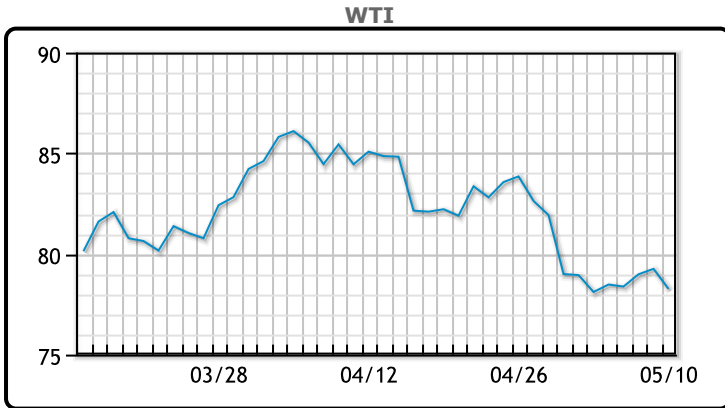
<https://www.pflpetroleum.com>
 1865 Veterans Park Dr. Suite 303
 Naples, Florida 34109
 Phone: 239-390-2885
 Fax: 239-949-0611
 May 10, 2024 6:56 PM

Major Energy Futures		
	Settle	Change
Brent	82.79	-1.09
Gas Oil	753.75	3.75
Natural Gas	2.252	0.114
RBOB	249.97	1
ULSD	243.44	0.15
WTI	78.26	-1

Market Commentary

Oil prices fell by nearly \$1/bbl on Friday as central bank officials indicated higher for longer interest rates, which strengthened the dollar and could hinder demand. v Dallas Federal Reserve President Lorie Logan on Friday said it was unclear whether monetary policy was tight enough to bring down inflation to the U.S. central bank's 2% goal. Atlanta Fed President Raphael Bostic also told Reuters he thought inflation was likely to slow under current monetary policy, enabling the central bank to begin reducing its policy rate in 2024 - though perhaps by only a quarter of a percentage point and not until the final months of the year. "The two Fed speakers certainly seemed to put the kibosh on the prospect of rate cuts," said John Kilduff, a partner at Again Capital. Oil drew little support from the U.S. oil rig count, which is an indicator of future supply, despite energy services firm Baker Hughes data showing the number of oil rigs fell by three to 496 this week, their lowest since November. WTI traded down \$1.00 or -1.3% to close at \$78.26. Brent traded down \$1.09 or -1.3% to close at \$82.79.

Crude & Product Markets

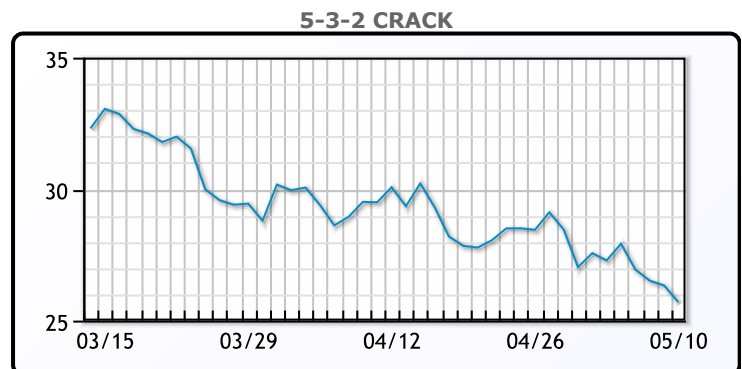
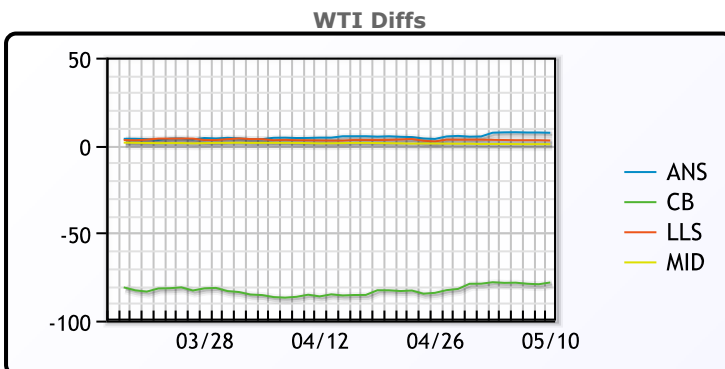


CRUDE

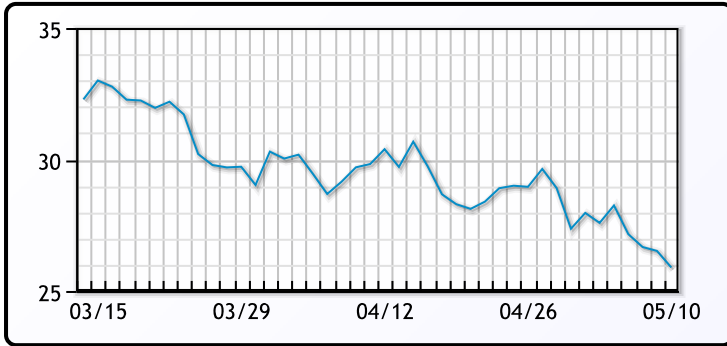
	Last	Week Ago	Month Ago
ANS	85.39	85.28	90.59
BLS	73.2	73.14	68.65
LLS	80.99	81.21	88.99
Mid	78.91	78.86	87.33
WTI	78.26	78.11	86.21

PRODUCTS

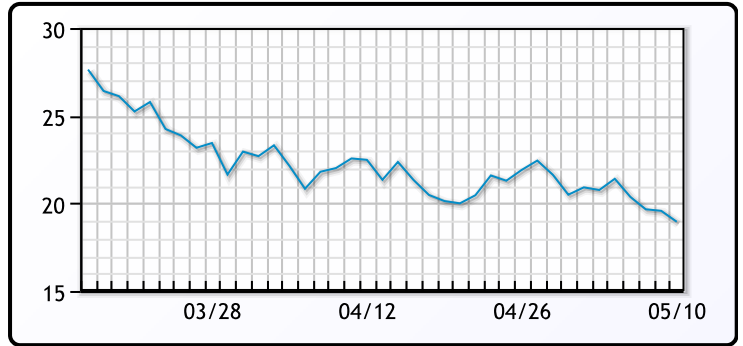
	Last	Week Ago	Month Ago
Gulf RBOB	2.3902	2.4576	2.6466
Gulf ULSD	2.3579	2.3684	2.6356
NYH RBOB	2.4972	2.5376	2.4706
NYH ULSD	2.4194	2.4284	2.6976
USGC 3%	65.35	65.39	73.54



3-2-1 Crack



Gulf 3-2-1 Crack



NGLs

MB

	Last	Week Ago	Month Ago
Butane	70.875	76.75	93.375
IsoButane	132.5	133	119
Natural Gasoline	148.4	153.6	162.4
Propane	68.875	69.75	81.5

CONWAY

	Last	Week Ago	Month Ago
Butane	77	79	92
IsoButane	143	130	128
Natural Gasoline	149	152.5	161
Propane	66.875	67.625	76.75

MB NON

	Last	Week Ago	Month Ago
Butane	80.875	81.75	97.375
IsoButane	132.5	133	119
Natural Gasoline	148.5	153.25	163.5
Propane	68	68.4	80.1

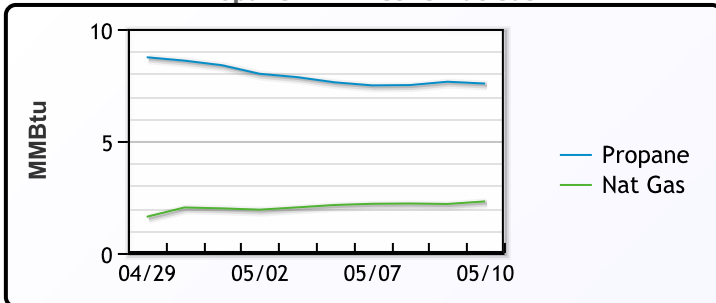
EDMONTON

	Last	Week Ago	Month Ago
Propane	44.3	45.5	51.6

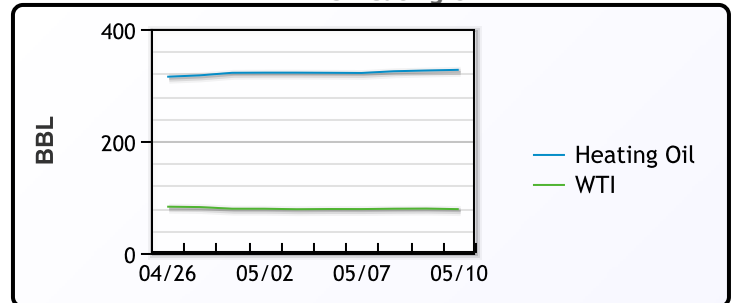
SARNIA

	Last	Week Ago	Month Ago
Propane	78	80.5	98.8

Propane MT.B Tet vs Nat Gas



WTI vs Heating Oil



FX

	Last	Change
CAD	1.3672	-0.0005
DXY	105.301	0.074
Gold	2360.5	14.17

RATES

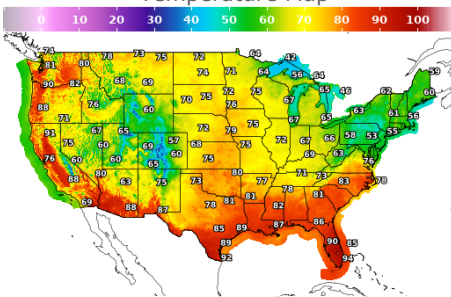
	Last	Change
US 2yr	4.8655	0.0501
US 10yr	4.4963	0.0432
CAN 10yr	3.696	0.069

EQUITIES

	Last	Change
Nasdaq	16340.87	-5.39
TSX	1336.534	-3.817
S&P 500	5222.68	8.6

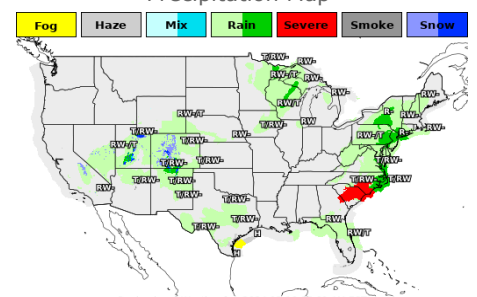
Weather Data

Temperature Map



City	HIGH °F	LOW °F
Calgary	79	48
Conway	68	52
Cushing	76	54
Denver	57	43
Houston	88	76
Mont Belvieu	85	72
Sarnia	58	42
Williston	73	48

Precipitation Map



This report has been prepared by PFL Petroleum Limited personnel for your information only and the views expressed are intended to provide market commentary and are not recommendations. This report is not an offer to sell or a solicitation of any offer to buy any security. The information contained herein has been compiled by PFL from sources believed to be reliable, but no representation or warranty, express or implied, is made by PFL Petroleum Limited, its affiliates or any other person as to its accuracy, completeness or correctness. Copyright 2017 PFL Petroleum Limited. All Rights Reserved