



# MARKET DAILY

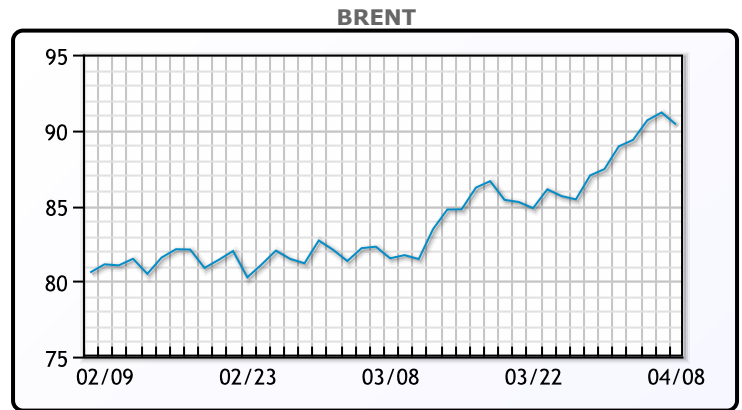
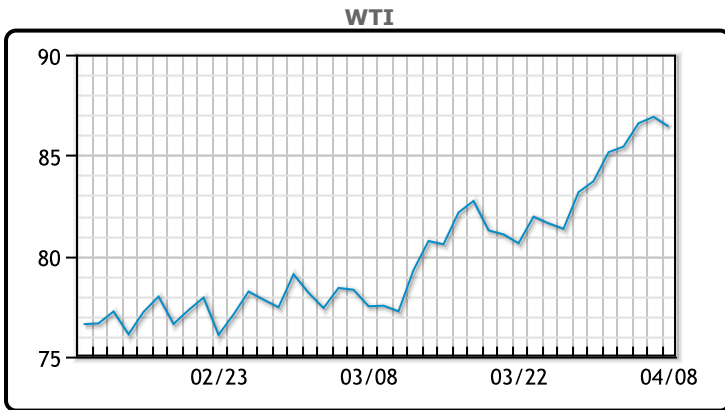
<https://www.pflpetroleum.com>  
 1865 Veterans Park Dr. Suite 303  
 Naples, Florida 34109  
 Phone: 239-390-2885  
 Fax: 239-949-0611  
 Apr 8, 2024 7:06 PM

Major Energy Futures		
	Settle	Change
Brent	90.38	0.79
Gas Oil	851	19
Natural Gas	1.844	0.059
RBOB	274.86	-4
ULSD	272.87	-4.43
WTI	86.43	0.48

**Market Commentary**

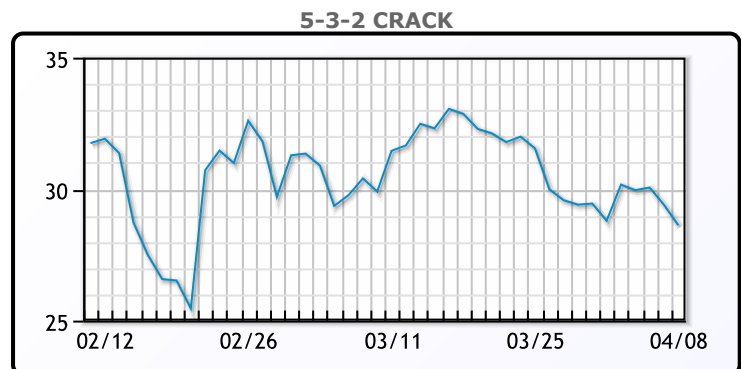
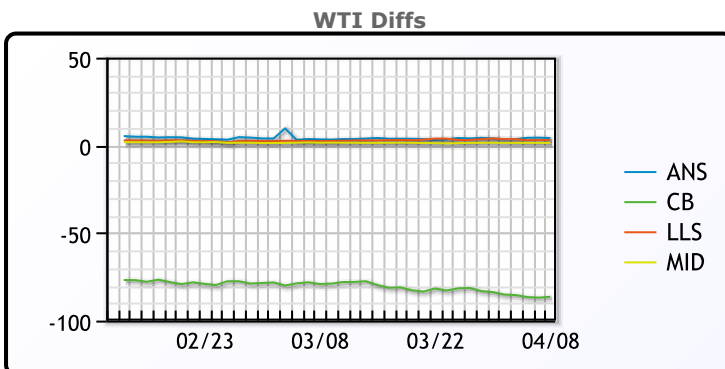
Oil prices were lower today ending a multi session rally as tensions may be cooling in the Middle East. Israel is reducing its troop count in the Gaza strip and the US is leaning into ceasefire talks. However Tehran is still threatening revenge against Israel and the US so the conflict could still broaden. Among factors affecting oil's demand outlook, a U.S. employment report on Friday suggested the economy ended the first quarter on solid ground, which could prompt the Federal Reserve to delay interest rate cuts. Investors will scour consumer price index data from the U.S. and China this week for further clues on economic health of the world's top two oil consumers. WTI traded down \$.48 or -.6% to close at \$86.43 Brent traded down \$.79 or .9% to close at \$90.38.

## Crude & Product Markets

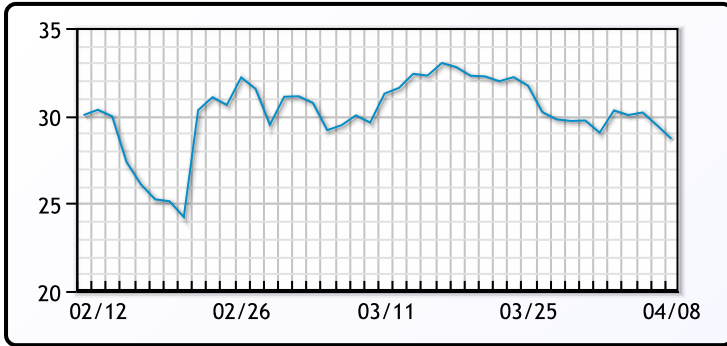


CRUDE			
	Last	Week Ago	Month Ago
ANS	90.57	88.93	81.55
BLS	73.2	73.14	68.65
LLS	89.35	88.93	80.61
Mid	87.77	86.82	79.48
WTI	86.43	85.43	78.01

PRODUCTS			
	Last	Week Ago	Month Ago
Gulf RBOB	2.6036	2.6549	2.2822
Gulf ULSD	2.6627	2.6634	2.5634
NYH RBOB	2.4401	2.4484	2.2672
NYH ULSD	2.7212	2.7274	2.6759
USGC 3%	73.54	72.4	66.81



3-2-1 Crack



Gulf 3-2-1 Crack



NGLs

MB

	Last	Week Ago	Month Ago
Butane	85.8	81.8	81
IsoButane	134.9	127.8	107.1
Natural Gasoline	163.3	162.1	156.8
Propane	83.3	82.3	79

CONWAY

	Last	Week Ago	Month Ago
Butane	93.5	92.5	87.8
IsoButane	142	135	119
Natural Gasoline	160.3	158.3	152
Propane	78.5	77.4	72

MB NON

	Last	Week Ago	Month Ago
Butane	100.8	96.8	96.5
IsoButane	134.9	127.8	107.1
Natural Gasoline	163.3	162.1	156.8
Propane	82.5	81.4	78.3

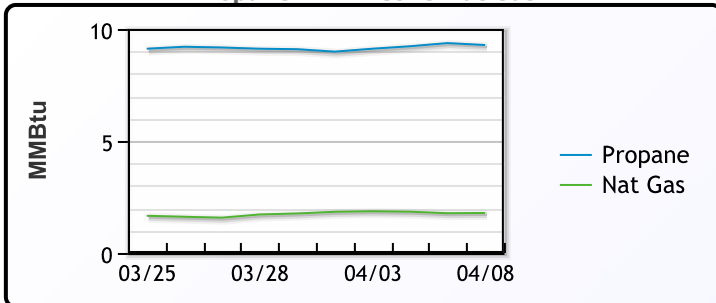
EDMONTON

	Last	Week Ago	Month Ago
Propane	53	51.4	42

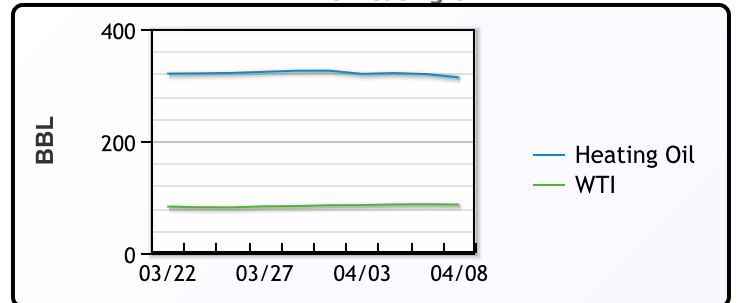
SARNIA

	Last	Week Ago	Month Ago
Propane	99.3	97.8	96.8

Propane MT.B Tet vs Nat Gas



WTI vs Heating Oil



FX

	Last	Change
CAD	1.357	-0.0002
DXY	104.14	-0.158
Gold	2339.3	0.27

RATES

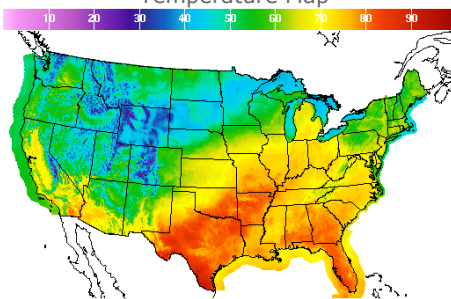
	Last	Change
US 2yr	4.7886	0.0381
US 10yr	4.4198	0.0182
CAN 10yr	3.625	0.032

EQUITIES

	Last	Change
Nasdaq	16253.96	5.44
TSX	1334.13	-0.369
S&P 500	5202.39	-1.95

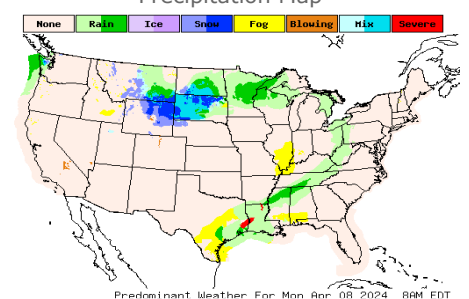
Weather Data

Temperature Map



City	HIGH °F	LOW °F
Calgary	52	33
Conway	50	40
Cushing	73	48
Denver	56	40
Houston	79	70
Mont Belvieu	76	69
Sarnia	65	43
Williston	50	38

Precipitation Map



This report has been prepared by PFL Petroleum Limited personnel for your information only and the views expressed are intended to provide market commentary and are not recommendations. This report is not an offer to sell or a solicitation of any offer to buy any security. The information contained herein has been compiled by PFL from sources believed to be reliable, but no representation or warranty, express or implied, is made by PFL Petroleum Limited, its affiliates or any other person as to its accuracy, completeness or correctness. Copyright 2017 PFL Petroleum Limited. All Rights Reserved