



# MARKET DAILY

<https://www.pflpetroleum.com>  
 1865 Veterans Park Dr. Suite 303  
 Naples, Florida 34109  
 Phone: 239-390-2885  
 Fax: 239-949-0611  
 Apr 5, 2024 8:20 PM

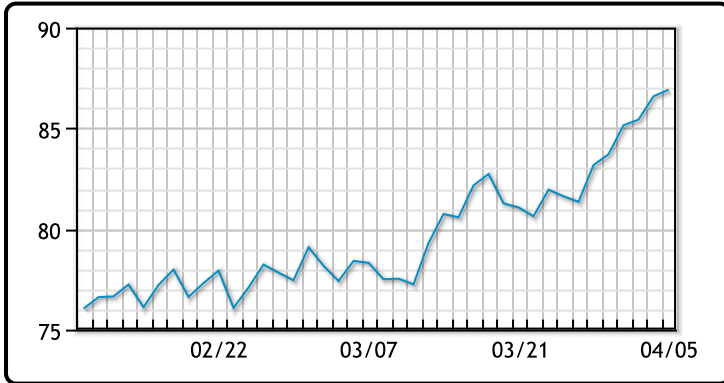
Major Energy Futures		
	Settle	Change
Brent	91.17	0.52
Gas Oil	870.5	-11
Natural Gas	1.785	-0.067
RBOB	278.86	3.33
ULSD	277.3	0.89
WTI	86.91	0.32

## Market Commentary

Oil prices rose again today closing out a strong week as markets are on edge about direct conflict between Israel and Iran. Both contracts are up more than 4% on the week. Meanwhile OPEC+ producers are pressing some countries to increase compliance with output cuts. "Further clampdowns on adherence to quotas should see output fall further in Q2," ANZ analysts Daniel Hynes and Soni Kumari wrote in a note. "The prospect of a tighter market should see a drawdown in inventories during the second quarter". Meanwhile, U.S. job growth soared in March, easily beating expectations, according to official data released on Friday which also showed a steady increase in wages. The gain of 303,000 jobs last month points to likely robust oil demand but potentially delays anticipated interest rate cuts by the U.S. Federal Reserve later this year. WTI traded up \$.32 or .37% to close at \$86.91. Brent traded up \$.52 or .57% to close at \$91.17.

## Crude & Product Markets

WTI



BRENT



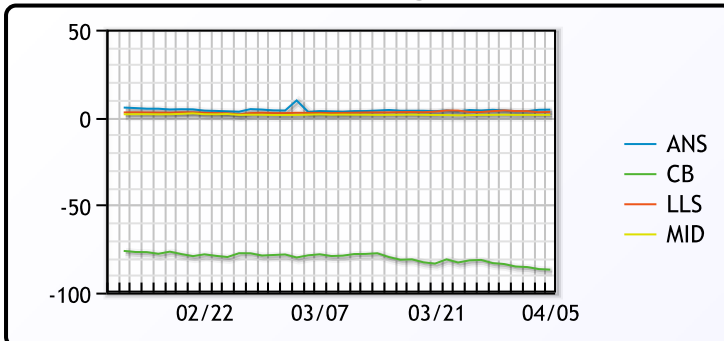
CRUDE

	Last	Week Ago	Month Ago
ANS	91.27	87.44	81.71
BLS	73.2	73.14	68.65
LLS	90.01	86.67	80.65
Mid	88.31	84.55	79.8
WTI	86.91	83.17	78.15

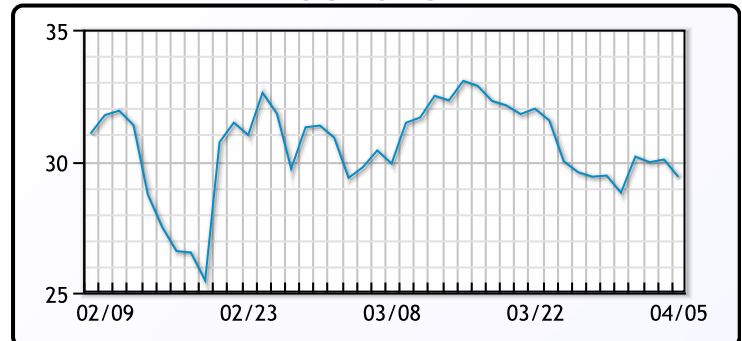
PRODUCTS

	Last	Week Ago	Month Ago
Gulf RBOB	2.6526	2.6321	2.3403
Gulf ULSD	2.7045	2.5514	2.539
NYH RBOB	2.4811	2.4331	2.2678
NYH ULSD	2.7685	2.6202	2.629
USGC 3%	73.81	72.4	66.1

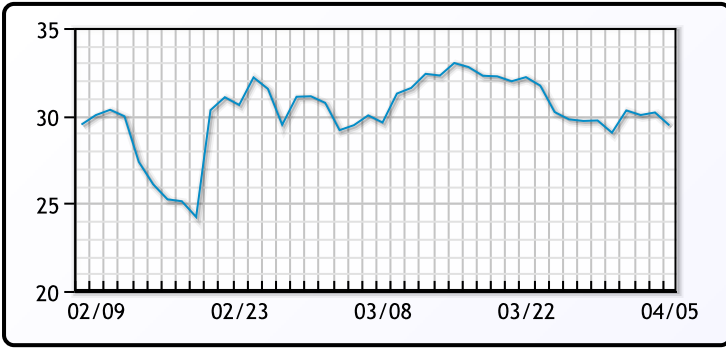
WTI Diffs



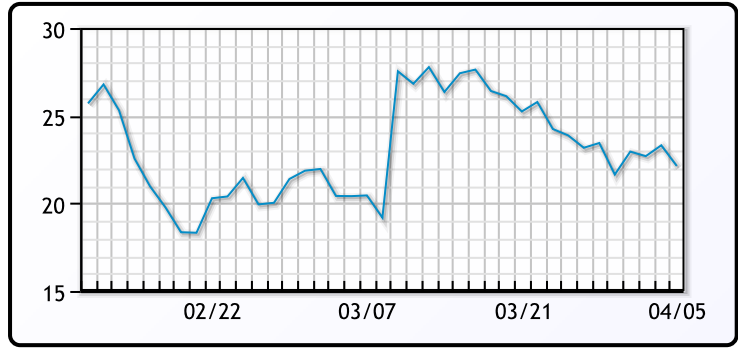
5-3-2 CRACK



**3-2-1 Crack**



**Gulf 3-2-1 Crack**



**NGLs**

**MB**

	Last	Week Ago	Month Ago
Butane	90	81.8	81.3
IsoButane	133	122.4	104.3
Natural Gasoline	165.3	161.8	156.9
Propane	85	83.3	83

**CONWAY**

	Last	Week Ago	Month Ago
Butane	96.5	93.3	90.5
IsoButane	142	132	127
Natural Gasoline	161.5	157	152
Propane	80.5	78.5	76.3

**MB NON**

	Last	Week Ago	Month Ago
Butane	105	96.8	96.3
IsoButane	133	122.4	104.3
Natural Gasoline	165.3	161.8	156.9
Propane	84.4	82.3	83

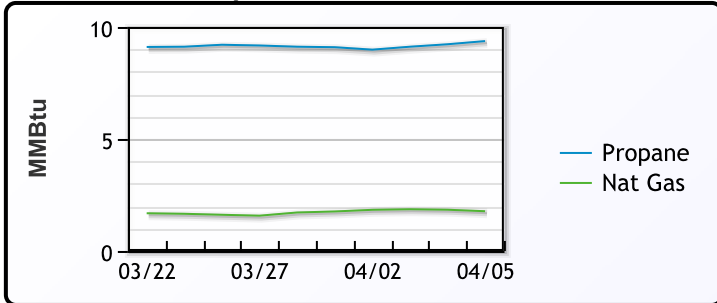
**EDMONTON**

	Last	Week Ago	Month Ago
Propane	53.8	52.5	46.3

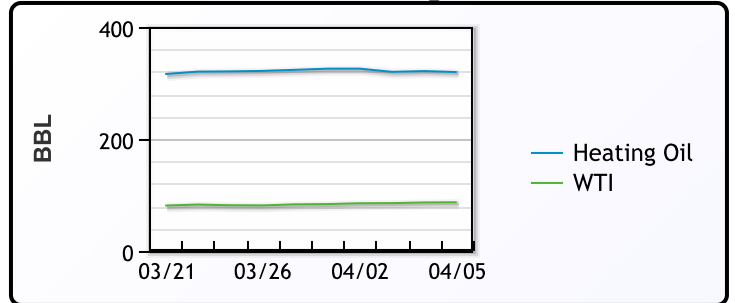
**SARNIA**

	Last	Week Ago	Month Ago
Propane	97.5	98	103.3

**Propane MT.B Tet vs Nat Gas**



**WTI vs Heating Oil**



**FX**

	Last	Change
CAD	1.359	0.0047
DXY	104.298	0.177
Gold	2329.75	38.81

**RATES**

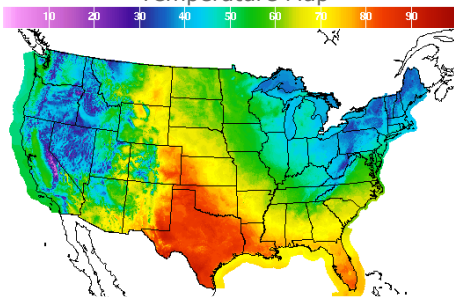
	Last	Change
US 2yr	4.7505	0.1031
US 10yr	4.4016	0.0922
CAN 10yr	3.593	0.045

**EQUITIES**

	Last	Change
Nasdaq	16248.52	199.44
TSX	1334.499	12.312
S&P 500	5204.34	57.13

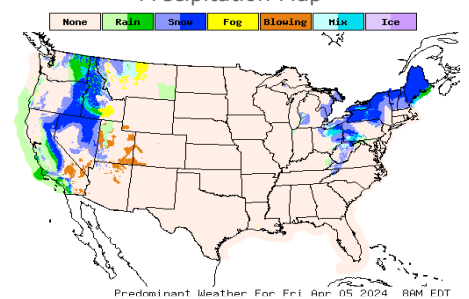
**Weather Data**

**Temperature Map**



City	HIGH °F	LOW °F
Calgary	34	28
Conway	55	32
Cushing	78	46
Denver	72	53
Houston	85	62
Mont Belvieu	80	61
Sarnia	40	32
Williston	63	43

**Precipitation Map**



This report has been prepared by PFL Petroleum Limited personnel for your information only and the views expressed are intended to provide market commentary and are not recommendations. This report is not an offer to sell or a solicitation of any offer to buy any security. The information contained herein has been compiled by PFL from sources believed to be reliable, but no representation or warranty, express or implied, is made by PFL Petroleum Limited, its affiliates or any other person as to its accuracy, completeness or correctness. Copyright 2017 PFL Petroleum Limited. All Rights Reserved