



MARKET DAILY

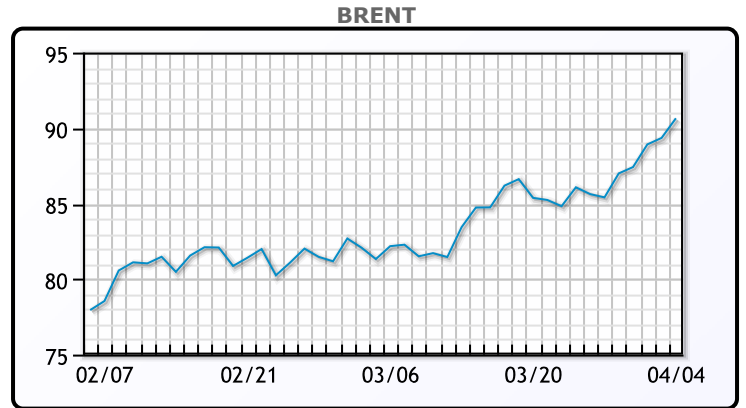
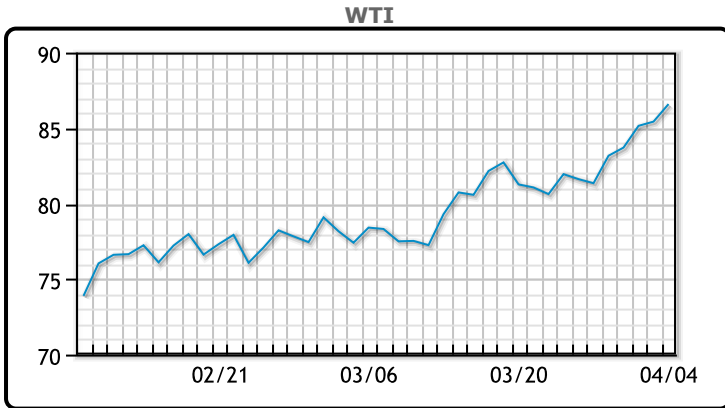
<https://www.pflpetroleum.com>
 1865 Veterans Park Dr. Suite 303
 Naples, Florida 34109
 Phone: 239-390-2885
 Fax: 239-949-0611
 Apr 4, 2024 8:11 PM

Major Energy Futures		
	Settle	Change
Brent	90.65	1.30
Gas Oil	851.5	-11
Natural Gas	1.774	-0.067
RBOB	279.42	3.33
ULSD	274.13	0.89
WTI	86.59	1.16

Market Commentary

Brent settled above \$90 today for the first time since October as geopolitical tensions continue to remain front and center. Oil rose on Thursday following news reports that Israeli embassies across the world have been placed on high alert due to increasing threats of an Iranian attack on Israeli diplomats. Iran, the third-largest producer in OPEC, has vowed revenge against Israel for an attack on Monday that killed high-ranking Iranian military personnel. Israel has not claimed responsibility for the attack on Iran's embassy compound in Syria. "All of these geopolitical factors happened at once, driving bullish sentiment and ultimately some profit taking," said Frank Monkham, senior portfolio manager at Altimo LLC. A meeting of top ministers from OPEC+ kept oil supply policy unchanged on Wednesday and pressed some countries to boost compliance with output cuts. WTI traded up \$1.16 or 1.4% to close at \$86.59. Brent traded up \$1.30 or 1.5% to close at \$90.65

Crude & Product Markets

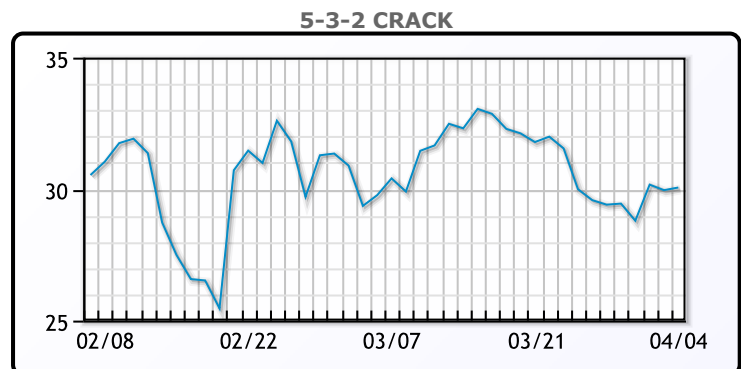
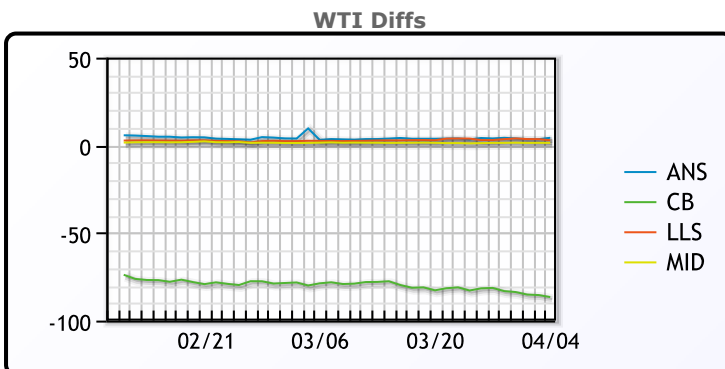


CRUDE

	Last	Week Ago	Month Ago
ANS	90.87	87.44	81.82
BLS	73.2	73.14	68.65
LLS	89.49	86.67	81.24
Mid	87.98	84.55	80.24
WTI	86.59	83.17	78.74

PRODUCTS

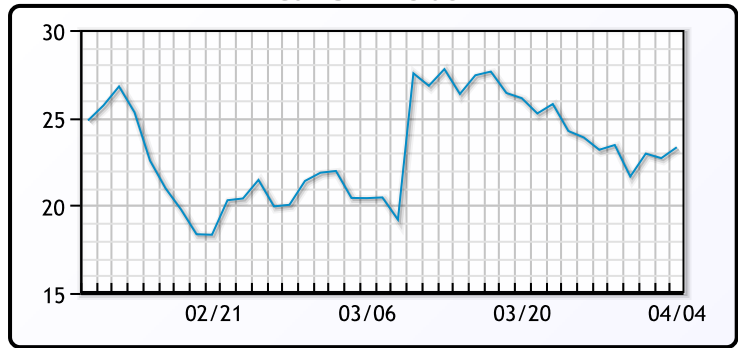
	Last	Week Ago	Month Ago
Gulf RBOB	2.6907	2.6321	2.3957
Gulf ULSD	2.6758	2.5514	2.5797
NYH RBOB	2.4907	2.4331	2.2907
NYH ULSD	2.7338	2.6202	2.6747
USGC 3%	74.05	72.4	66.85



3-2-1 Crack



Gulf 3-2-1 Crack



NGLs

MB

	Last	Week Ago	Month Ago
Butane	94	81.8	82
IsoButane	138.5	122.4	105.8
Natural Gasoline	164.8	161.8	160.9
Propane	85.8	83.3	83.8

CONWAY

	Last	Week Ago	Month Ago
Butane	103	93.3	92
IsoButane	144	132	135.5
Natural Gasoline	160.5	157	156
Propane	80.8	78.5	77.1

MB NON

	Last	Week Ago	Month Ago
Butane	109	96.8	97.8
IsoButane	138.5	122.4	105.8
Natural Gasoline	164.8	161.8	160.9
Propane	85.3	82.3	80.8

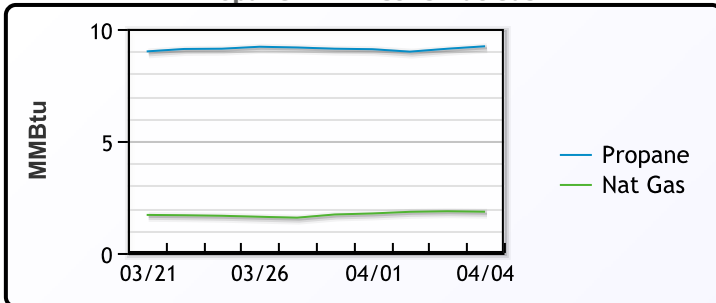
EDMONTON

	Last	Week Ago	Month Ago
Propane	54	52.5	47.1

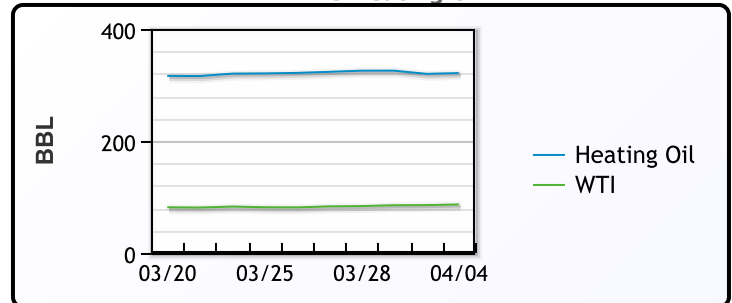
SARNIA

	Last	Week Ago	Month Ago
Propane	97.5	98	103.3

Propane MT.B Tet vs Nat Gas



WTI vs Heating Oil



FX

	Last	Change
CAD	1.3543	0
DXY	104.238	0.117
Gold	2288.31	-2.63

RATES

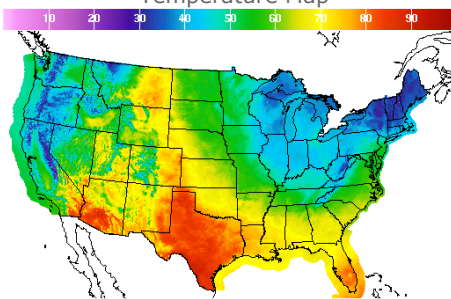
	Last	Change
US 2yr	4.6432	-0.0042
US 10yr	4.3054	-0.004
CAN 10yr	3.548	-0.045

EQUITIES

	Last	Change
Nasdaq	16049.08	-228.38
TSX	1322.187	-3.904
S&P 500	5147.21	-64.28

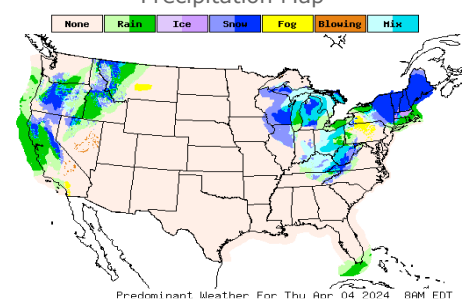
Weather Data

Temperature Map



City	HIGH °F	LOW °F
Calgary	35	30
Conway	52	30
Cushing	67	41
Denver	73	48
Houston	82	60
Mont Belvieu	76	54
Sarnia	42	34
Williston	59	39

Precipitation Map



This report has been prepared by PFL Petroleum Limited personnel for your information only and the views expressed are intended to provide market commentary and are not recommendations. This report is not an offer to sell or a solicitation of any offer to buy any security. The information contained herein has been compiled by PFL from sources believed to be reliable, but no representation or warranty, express or implied, is made by PFL Petroleum Limited, its affiliates or any other person as to its accuracy, completeness or correctness. Copyright 2017 PFL Petroleum Limited. All Rights Reserved