



# MARKET DAILY

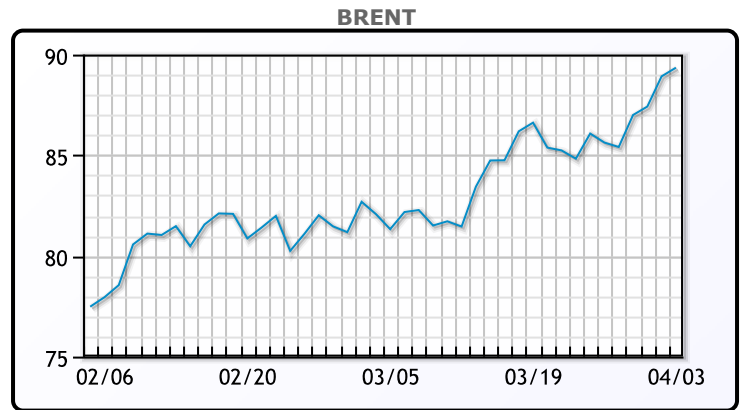
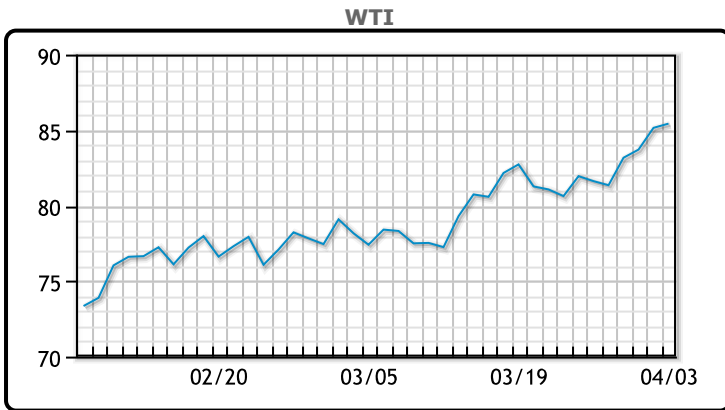
<https://www.pflpetroleum.com>  
 1865 Veterans Park Dr. Suite 303  
 Naples, Florida 34109  
 Phone: 239-390-2885  
 Fax: 239-949-0611  
 Apr 3, 2024 6:09 PM

Major Energy Futures		
	Settle	Change
Brent	89.35	0.43
Gas Oil	862.5	23
Natural Gas	1.841	-0.021
RBOB	276.09	0.2
ULSD	273.24	2.05
WTI	85.43	0.28

**Market Commentary**

Oil prices traded higher today settling at the highest level since October despite a jump in Crude inventories as investors remained concerned about supply disruptions. Crude inventories increased by 3.2MM/bbls last week versus a forecasted decline 1.5MM/bbls. "The EIA report went in the other direction on crude oil from what the API reported yesterday, so that has helped pause the rally a little bit," said Bob Yawger, director of energy futures at Mizuho. Both contracts continue to hit five month highs in the last 3 consecutive sessions as Ukrainian attacks on Russian refineries continue to cut fuel supply there. WTI traded up \$.28 or .3% to close at \$85.43. Brent traded up \$.43 or .5% to close at \$89.35.

## Crude & Product Markets

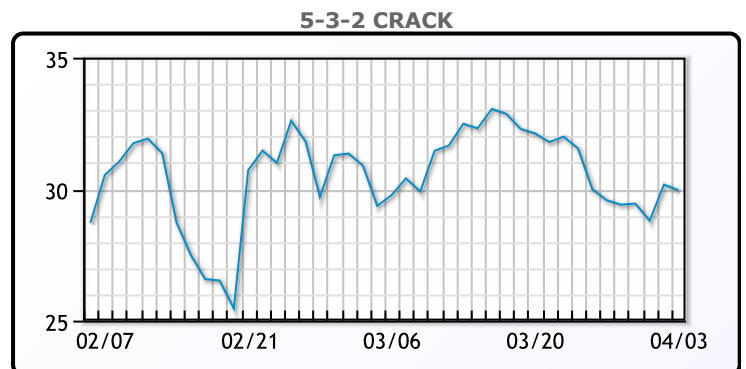
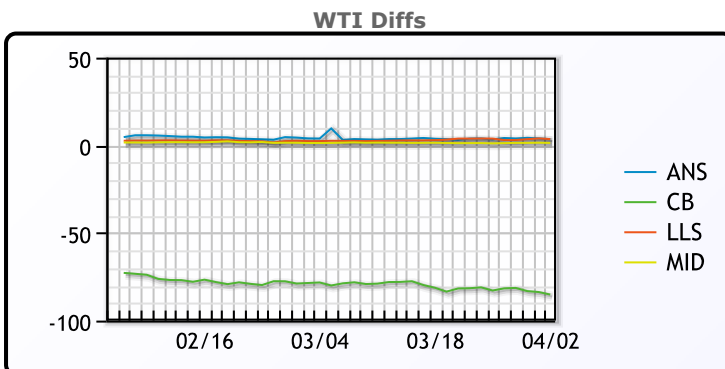


**CRUDE**

	Last	Week Ago	Month Ago
ANS	88.65	87.44	89.59
BLS	73.2	73.14	68.65
LLS	88.69	86.67	82.55
Mid	86.5	84.55	81.32
WTI	85.15	83.17	79.97

**PRODUCTS**

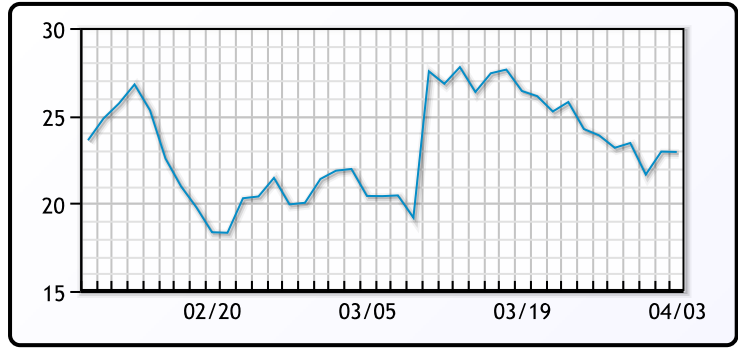
	Last	Week Ago	Month Ago
Gulf RBOB	2.6549	2.6321	2.4054
Gulf ULSD	2.6634	2.5514	2.6472
NYH RBOB	2.4484	2.4331	2.2794
NYH ULSD	2.7274	2.6202	2.7437
USGC 3%	72.4	72.4	67.48



3-2-1 Crack



Gulf 3-2-1 Crack



NGLs

MB

	Last	Week Ago	Month Ago
Butane	99	94	103.75
IsoButane	136	122.5	111
Natural Gasoline	162.8	160	161.5
Propane	84.625	83.5	85.75

CONWAY

	Last	Week Ago	Month Ago
Butane	95.75	94.5	97
IsoButane	139	131	142
Natural Gasoline	159.5	155	155
Propane	79.75	78.875	79.5

MB NON

	Last	Week Ago	Month Ago
Butane	103	99	106.75
IsoButane	136	122.5	111
Natural Gasoline	162.75	160.5	159.75
Propane	84.1	82.3	83.5

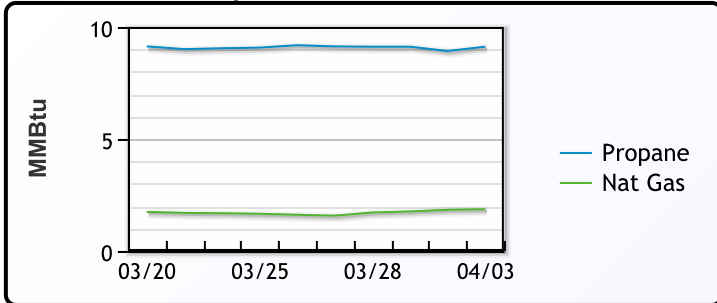
EDMONTON

	Last	Week Ago	Month Ago
Propane	53.9	51.5	56

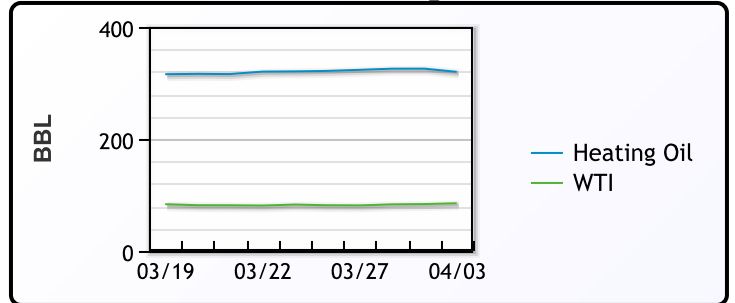
SARNIA

	Last	Week Ago	Month Ago
Propane	97.5	98	103.3

Propane MT.B Tet vs Nat Gas



WTI vs Heating Oil



FX

	Last	Change
CAD	1.3527	0
DXY	104.235	-0.581
Gold	2299.98	-0.02

RATES

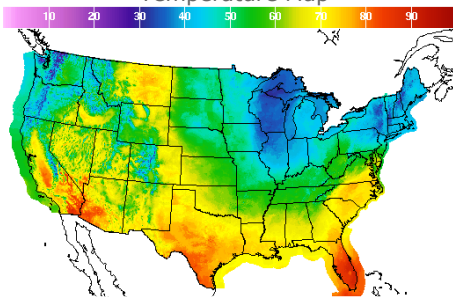
	Last	Change
US 2yr	4.6723	-0.0165
US 10yr	4.3472	-0.0019
CAN 10yr	3.593	-0.015

EQUITIES

	Last	Change
Nasdaq	16277.46	37.01
TSX	1326.091	0.428
S&P 500	5211.49	5.68

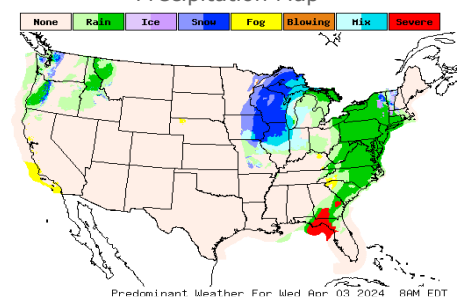
Weather Data

Temperature Map



City	HIGH °F	LOW °F
Calgary	45	36
Conway	50	28
Cushing	62	44
Denver	68	44
Houston	77	56
Mont Belvieu	77	52
Sarnia	48	37
Williston	66	34

Precipitation Map



This report has been prepared by PFL Petroleum Limited personnel for your information only and the views expressed are intended to provide market commentary and are not recommendations. This report is not an offer to sell or a solicitation of any offer to buy any security. The information contained herein has been compiled by PFL from sources believed to be reliable, but no representation or warranty, express or implied, is made by PFL Petroleum Limited, its affiliates or any other person as to its accuracy, completeness or correctness. Copyright 2017 PFL Petroleum Limited. All Rights Reserved