



MARKET DAILY

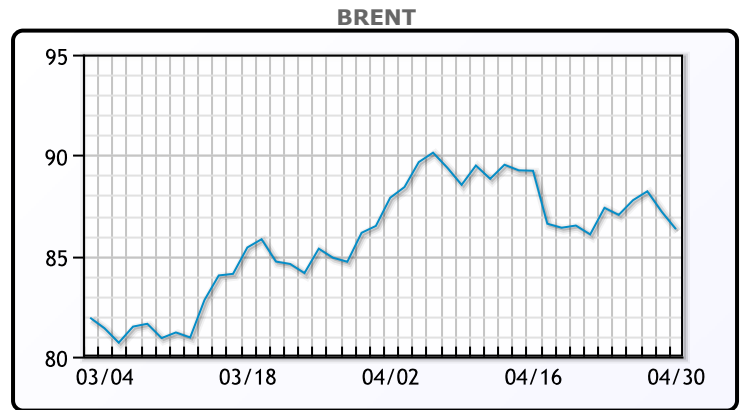
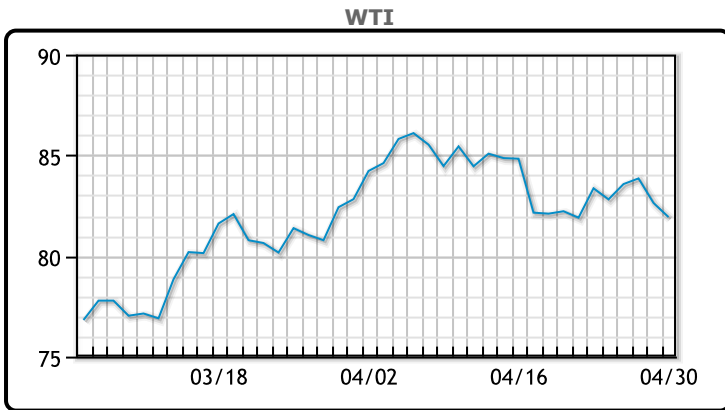
<https://www.pflpetroleum.com>
 1865 Veterans Park Dr. Suite 303
 Naples, Florida 34109
 Phone: 239-390-2885
 Fax: 239-949-0611
 Apr 30, 2024 7:41 PM

Major Energy Futures		
	Settle	Change
Brent	86.33	-0.87
Gas Oil	774	-6.5
Natural Gas	1.991	-0.039
RBOB	269.12	-3.97
ULSD	252.76	-1.84
WTI	81.93	-0.7

Market Commentary

Oil prices fell 1% on Tuesday, extending losses from Monday, on the back of rising U.S. crude production, as well as hopes of an Israel-Hamas ceasefire. U.S. crude production rose to 13.15 million barrels per day (bpd) in February from 12.58 million bpd in January in its biggest monthly increase since October 2021 according to Energy Information Administration. Meanwhile, exports climbed to 4.66 million bpd from 4.05 million bpd in the same period. U.S. crude oil inventories rose by 4.91 million barrels in the week ended April 26, according to American Petroleum Institute figures on released today. Gasoline inventories fell by 1.483 million barrels, and distillates fell by 2.187 million barrels. Expectations that a ceasefire agreement between Israel and Hamas could be in sight have grown in recent days following a renewed push led by Egypt to revive stalled negotiations between the two. However, Israeli Prime Minister Benjamin Netanyahu vowed today to go ahead with a long-promised assault on the southern Gaza city of Rafah.

Crude & Product Markets

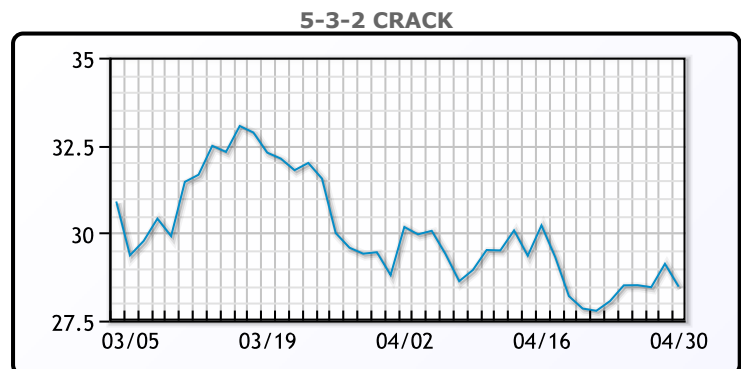
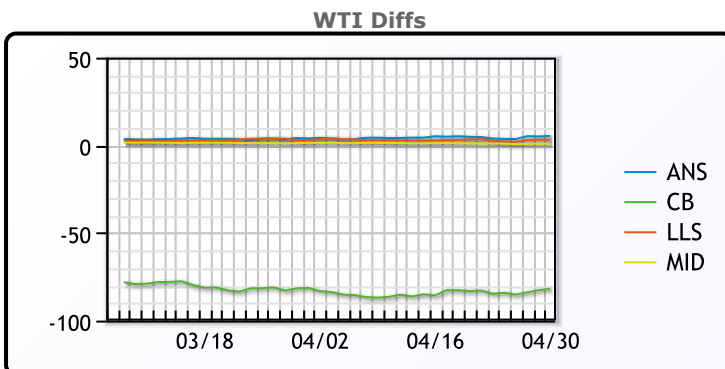


CRUDE

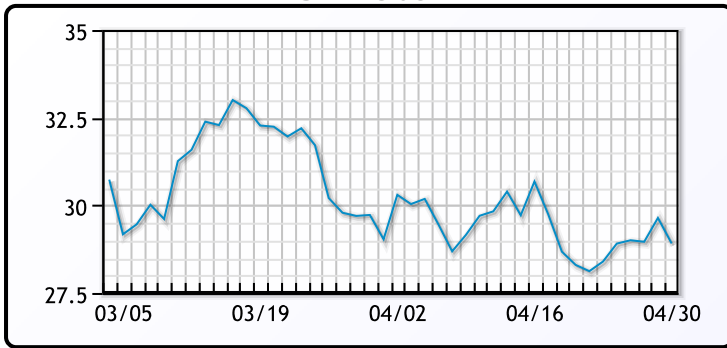
	Last	Week Ago	Month Ago
ANS	87.29	88.76	87.44
BLS	73.2	73.14	68.65
LLS	85.11	87.17	86.67
Mid	82.8	85.83	84.55
WTI	81.93	85.17	83.17

PRODUCTS

	Last	Week Ago	Month Ago
Gulf RBOB	2.5837	2.6298	2.6321
Gulf ULSD	2.4571	2.4874	2.5514
NYH RBOB	2.7062	2.7682	2.4331
NYH ULSD	2.5176	2.5439	2.6202
USGC 3%	70.03	71.14	72.4



3-2-1 Crack



Gulf 3-2-1 Crack



NGLs

MB

	Last	Week Ago	Month Ago
Butane	73.5	75.6	81.8
IsoButane	142.8	120.3	122.4
Natural Gasoline	161	163.8	161.8
Propane	76.5	77.9	83.3

CONWAY

	Last	Week Ago	Month Ago
Butane	85.8	87.3	93.3
IsoButane	125	131.8	132
Natural Gasoline	159.9	162	157
Propane	72.9	73.5	78.5

MB NON

	Last	Week Ago	Month Ago
Butane	88.8	90.6	96.8
IsoButane	142.8	120.3	122.4
Natural Gasoline	161	163.8	161.8
Propane	74.8	77	82.3

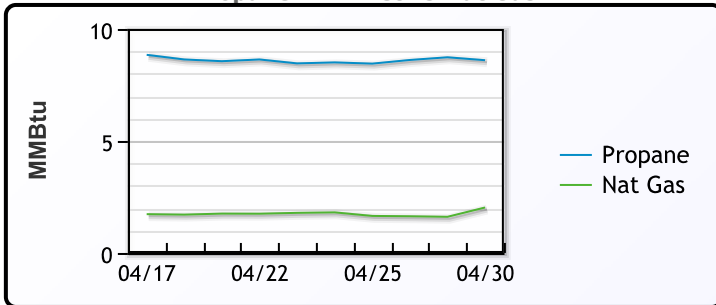
EDMONTON

	Last	Week Ago	Month Ago
Propane	48.4	49.5	52.5

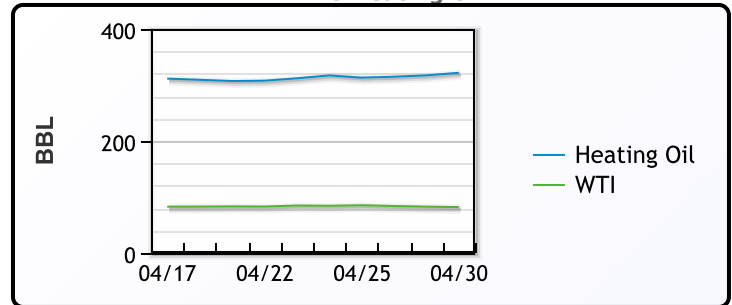
SARNIA

	Last	Week Ago	Month Ago
Propane	86	88	98

Propane MT.B Tet vs Nat Gas



WTI vs Heating Oil



FX

	Last	Change
CAD	1.3777	-0.0001
DXY	106.221	0.642
Gold	2292.81	6.56

RATES

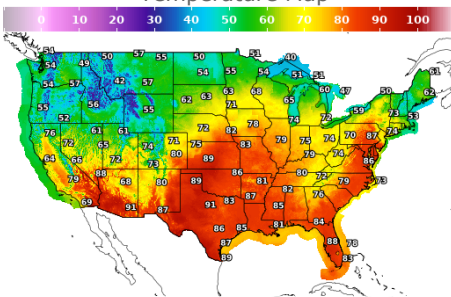
	Last	Change
US 2yr	5.0351	0.0584
US 10yr	4.6798	0.0662
CAN 10yr	3.816	0.066

EQUITIES

	Last	Change
Nasdaq	15657.82	-325.26
TSX	1301.354	-16.114
S&P 500	5035.69	-80.48

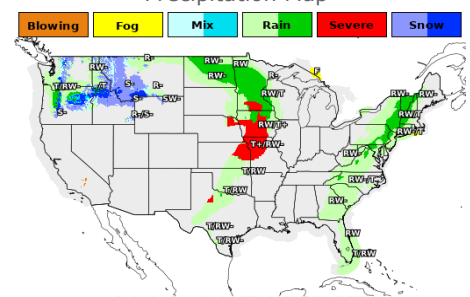
Weather Data

Temperature Map



City	HIGH °F	LOW °F
Calgary	41	34
Conway	54	36
Cushing	83	59
Denver	71	50
Houston	87	68
Mont Belvieu	80	65
Sarnia	64	51
Williston	50	43

Precipitation Map



This report has been prepared by PFL Petroleum Limited personnel for your information only and the views expressed are intended to provide market commentary and are not recommendations. This report is not an offer to sell or a solicitation of any offer to buy any security. The information contained herein has been compiled by PFL from sources believed to be reliable, but no representation or warranty, express or implied, is made by PFL Petroleum Limited, its affiliates or any other person as to its accuracy, completeness or correctness. Copyright 2017 PFL Petroleum Limited. All Rights Reserved