



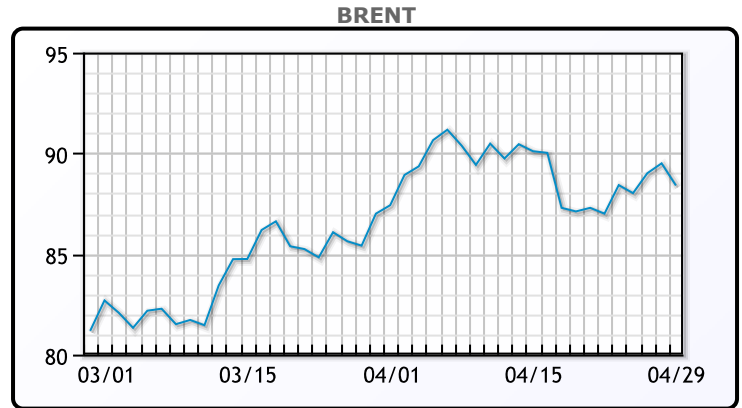
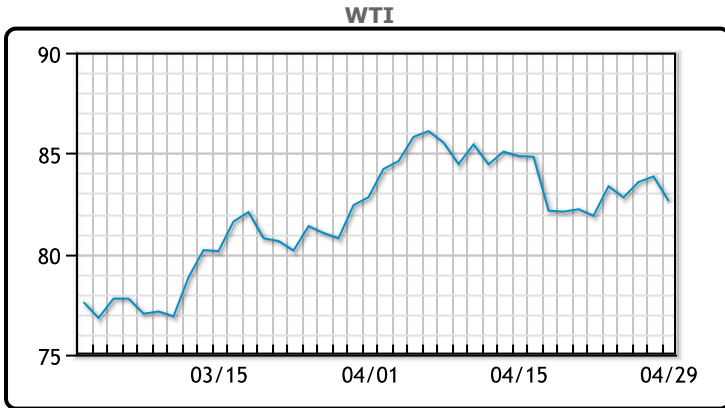
# MARKET DAILY

<https://www.pflpetroleum.com>  
 1865 Veterans Park Dr. Suite 303  
 Naples, Florida 34109  
 Phone: 239-390-2885  
 Fax: 239-949-0611  
 Apr 29, 2024 7:11 PM

Major Energy Futures		
	Settle	Change
Brent	88.40	1.10
Gas Oil	781.25	14.25
Natural Gas	2.03	0.107
RBOB	274.87	0.64
ULSD	253.13	-1.69
WTI	82.63	1.22

**Market Commentary**  
 Oil prices were lower today trading down as Middle East tensions eased. "You're seeing the geopolitical risk premium leak out again today because of no new escalation in the Israel-Hamas situation," said John Kilduff, partner at Again Capital LLC. "A ceasefire or hostage negotiation release would take out even more risk premium." U.S. monthly inflation rose moderately in March, putting a damper on expectations of rate cuts in the near future. Lower inflation would have increased the likelihood of rate cuts, which tend to stimulate economic growth and oil demand. A stronger dollar makes oil more expensive for those holding other currencies. Additionally, the oil market was looking forward to the monthly U.S. nonfarm payrolls report, which is due on Friday and closely watched by the Fed. WTI traded down \$1.22 or -1.5% to close at \$82.63. Brent traded down \$1.10 or -1.2% to close at \$88.40.

## Crude & Product Markets

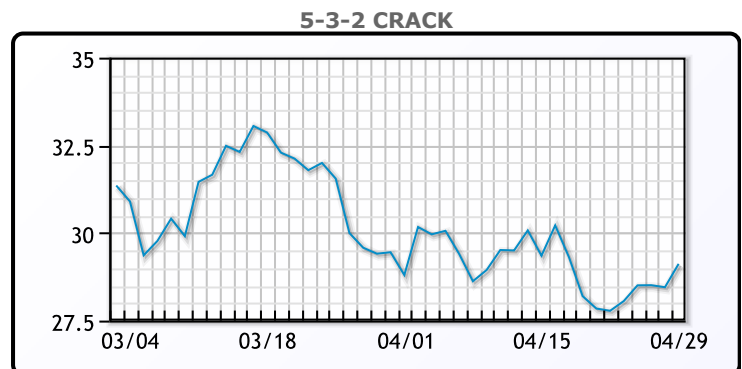
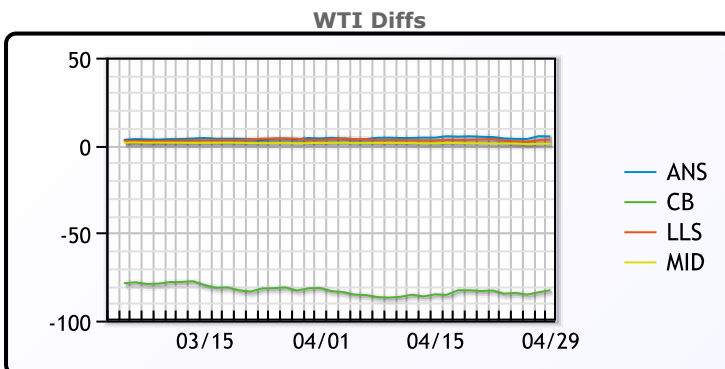


**CRUDE**

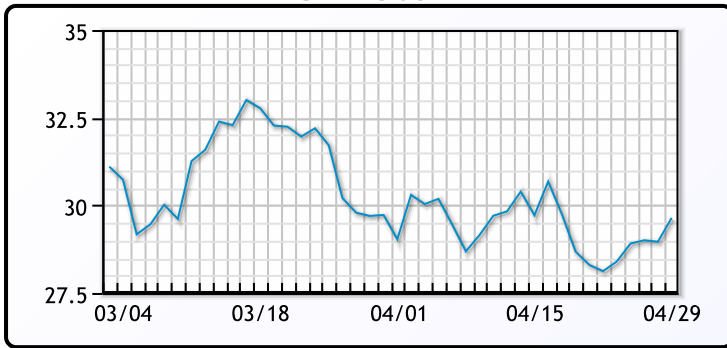
	Last	Week Ago	Month Ago
ANS	87.67	87.82	87.44
BLS	73.2	73.14	68.65
LLS	85.83	86.37	86.67
Mid	83.56	85.19	84.55
WTI	82.63	84.17	83.17

**PRODUCTS**

	Last	Week Ago	Month Ago
Gulf RBOB	2.6284	2.6137	2.6321
Gulf ULSD	2.477	2.4837	2.5514
NYH RBOB	2.7637	2.7593	2.4331
NYH ULSD	2.5288	2.5424	2.6202
USGC 3%	71.06	69.92	72.4



**3-2-1 Crack**



**Gulf 3-2-1 Crack**



**NGLs**

**MB**

	Last	Week Ago	Month Ago
Butane	76.8	76.4	81.8
IsoButane	139.4	118.6	122.4
Natural Gasoline	166.6	161.8	161.8
Propane	78.8	77.5	83.3

**CONWAY**

	Last	Week Ago	Month Ago
Butane	87.3	87	93.3
IsoButane	140.5	126	132
Natural Gasoline	165	158.3	157
Propane	73	73.5	78.5

**MB NON**

	Last	Week Ago	Month Ago
Butane	91.8	91.4	96.8
IsoButane	139.4	118.6	122.4
Natural Gasoline	166.6	161.8	161.8
Propane	77.8	76.6	82.3

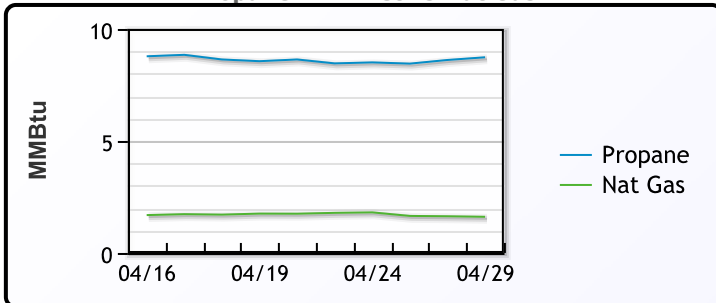
**EDMONTON**

	Last	Week Ago	Month Ago
Propane	48.5	48.5	52.5

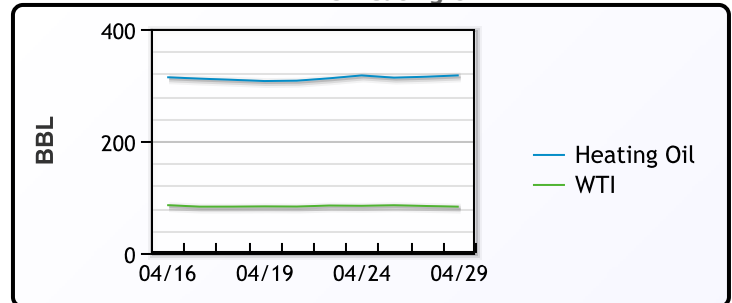
**SARNIA**

	Last	Week Ago	Month Ago
Propane	88.5	88	98

**Propane MT.B Tet vs Nat Gas**



**WTI vs Heating Oil**



**FX**

	Last	Change
CAD	1.3665	0.0004
DXY	105.579	-0.359
Gold	2334.54	-1.12

**RATES**

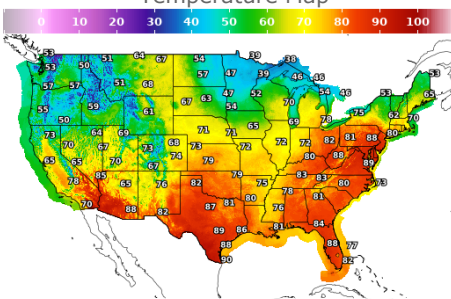
	Last	Change
US 2yr	4.9767	-0.0167
US 10yr	4.6136	-0.0494
CAN 10yr	3.75	-0.067

**EQUITIES**

	Last	Change
Nasdaq	15983.08	55.18
TSX	1317.468	1.641
S&P 500	5116.17	16.21

**Weather Data**

**Temperature Map**



City	HIGH °F	LOW °F
Calgary	46	39
Conway	44	34
Cushing	80	53
Denver	67	46
Houston	87	70
Mont Belvieu	82	70
Sarnia	73	53
Williston	67	38

**Precipitation Map**

