



MARKET DAILY

<https://www.pflpetroleum.com>
 1865 Veterans Park Dr. Suite 303
 Naples, Florida 34109
 Phone: 239-390-2885
 Fax: 239-949-0611
 Apr 26, 2024 8:30 PM

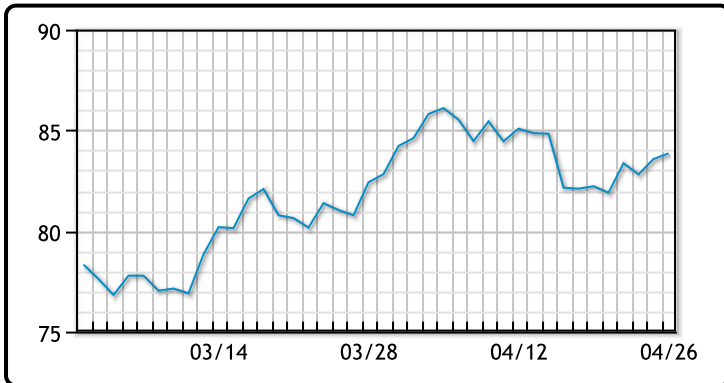
Major Energy Futures		
	Settle	Change
Brent	89.5	0.49
Gas Oil	787.75	-7.75
Natural Gas	1.923	0.007
RBOB	276.46	2.39
ULSD	254.82	0.05
WTI	83.85	0.28

Market Commentary

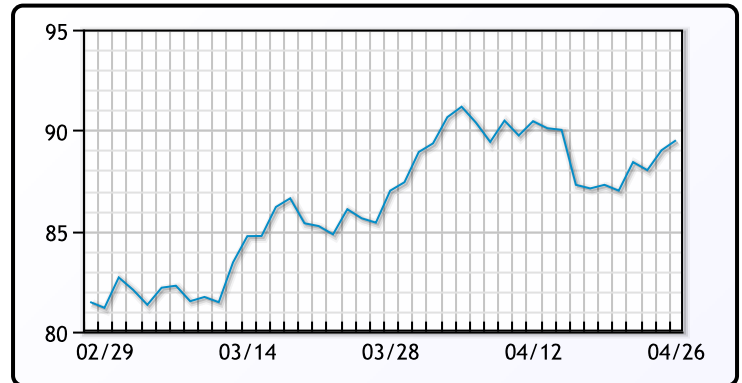
Oil prices settled higher today, garnering support from middle east tensions but a stronger dollar gave prices a ceiling. Israel stepped up air strikes on Rafah on Thursday after saying it would evacuate civilians from city in southern Gaza and launch an assault if no progress was made on the hostages. "Israel is not afraid to come and support themselves on their own if they have to, people are watching to see what happens between Netanyahu and Biden," said Tim Snyder, chief economist at Matador Economics. Israel stepped up air strikes on Rafah on Thursday after saying it would evacuate civilians from city in southern Gaza and launch an all-out assault despite allies' warnings that doing so could cause mass casualties. "Israel is not afraid to come and support themselves on their own if they have to, people are watching to see what happens between Netanyahu and Biden," said Tim Snyder, chief economist at Matador Economics. U.S. Treasury Secretary Janet Yellen told Reuters on Thursday that U.S. GDP growth for the first quarter could be revised higher, and inflation will ease after a clutch of "peculiar" factors held the economy to its weakest showing in nearly two years. WTI traded up \$.28 or .34% to close at \$83.35. Brent traded up \$.49 or .55% to close \$89.50.

Crude & Product Markets

WTI



BRENT



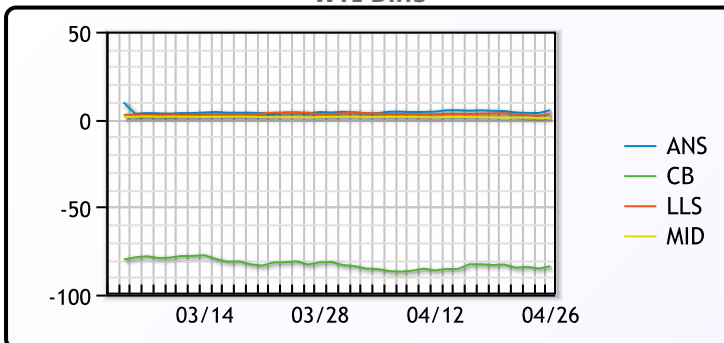
CRUDE

	Last	Week Ago	Month Ago
ANS	89.04	87.99	85.77
BLS	73.2	73.14	68.65
LLS	86.7	86.43	84.62
Mid	84.68	84.26	82.86
WTI	83.85	83.14	81.62

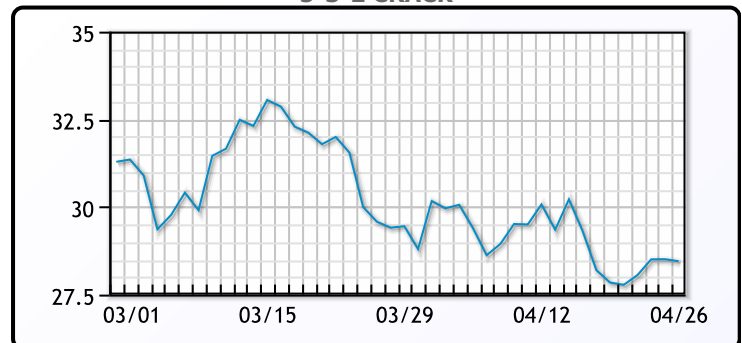
PRODUCTS

	Last	Week Ago	Month Ago
Gulf RBOB	2.634	2.5709	2.6028
Gulf ULSD	2.4897	2.4693	2.5434
NYH RBOB	2.7691	2.7228	2.4231
NYH ULSD	2.5477	2.5363	2.6118
USGC 3%	71.89	68.93	70.86

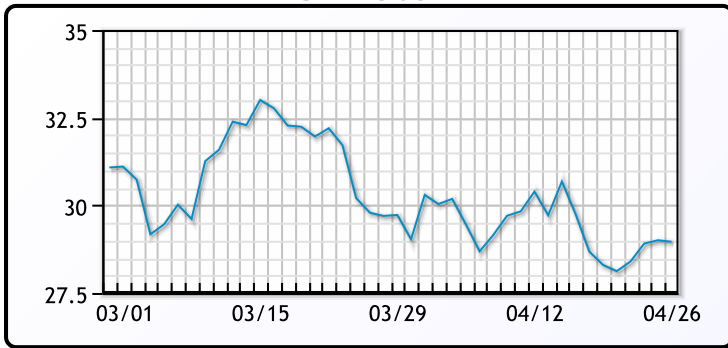
WTI Diffs



5-3-2 CRACK



3-2-1 Crack



Gulf 3-2-1 Crack



NGLs

MB

	Last	Week Ago	Month Ago
Butane	76.8	77.4	84.5
IsoButane	133	119.4	123.5
Natural Gasoline	167.5	161.5	161.5
Propane	80	79.1	84

CONWAY

	Last	Week Ago	Month Ago
Butane	88	88	94.5
IsoButane	128	126	132
Natural Gasoline	166	160.4	156.5
Propane	75	74.8	78.5

MB NON

	Last	Week Ago	Month Ago
Butane	90.8	92.4	99.5
IsoButane	133	119.4	123.5
Natural Gasoline	167.5	161.5	161.5
Propane	79	78.1	82.8

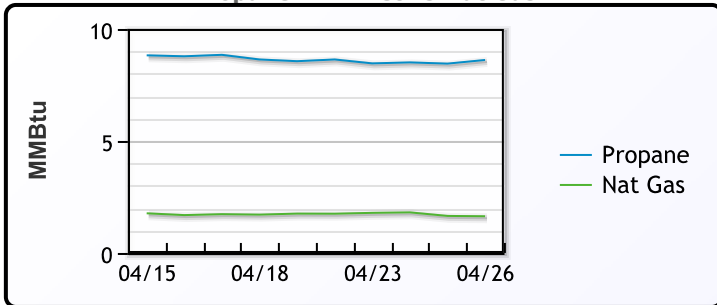
EDMONTON

	Last	Week Ago	Month Ago
Propane	50.5	50.8	50

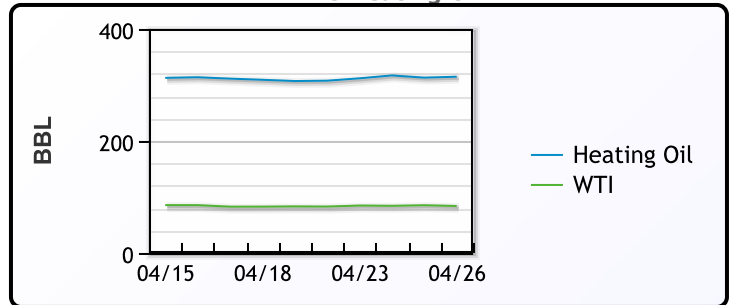
SARNIA

	Last	Week Ago	Month Ago
Propane	86.5	88	96.5

Propane MT.B Tet vs Nat Gas



WTI vs Heating Oil



FX

	Last	Change
CAD	1.3671	0.0014
DXY	105.938	0.34
Gold	2337.96	5.5

RATES

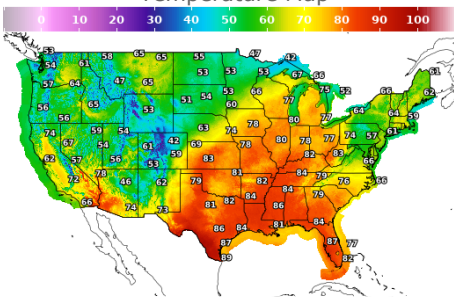
	Last	Change
US 2yr	4.9934	-0.0041
US 10yr	4.663	-0.0409
CAN 10yr	3.817	-0.051

EQUITIES

	Last	Change
Nasdaq	15927.9	316.14
TSX	1315.827	4.196
S&P 500	5099.96	51.54

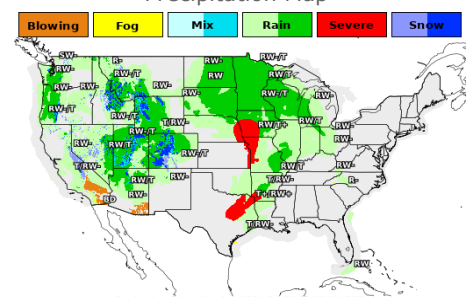
Weather Data

Temperature Map



City	HIGH °F	LOW °F
Calgary	45	36
Conway	63	44
Cushing	84	67
Denver	67	48
Houston	84	71
Mont Belvieu	79	72
Sarnia	60	34
Williston	68	50

Precipitation Map



This report has been prepared by PFL Petroleum Limited personnel for your information only and the views expressed are intended to provide market commentary and are not recommendations. This report is not an offer to sell or a solicitation of any offer to buy any security. The information contained herein has been compiled by PFL from sources believed to be reliable, but no representation or warranty, express or implied, is made by PFL Petroleum Limited, its affiliates or any other person as to its accuracy, completeness or correctness. Copyright 2017 PFL Petroleum Limited. All Rights Reserved