



# MARKET DAILY

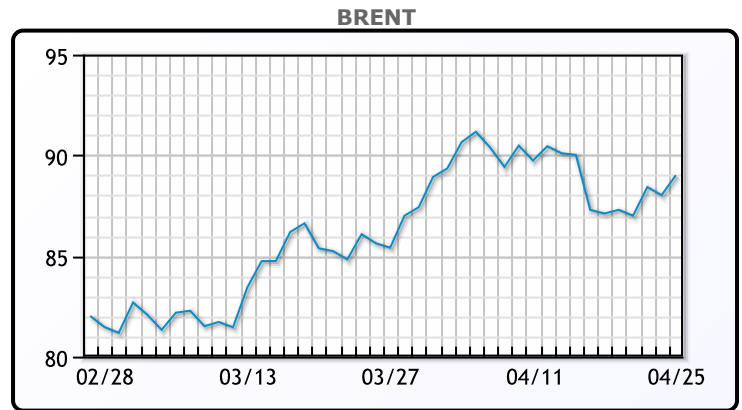
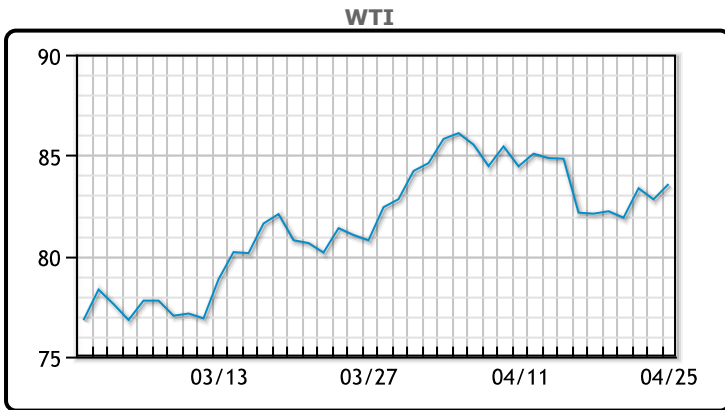
<https://www.pflpetroleum.com>  
 1865 Veterans Park Dr. Suite 303  
 Naples, Florida 34109  
 Phone: 239-390-2885  
 Fax: 239-949-0611  
 Apr 25, 2024 6:30 PM

Major Energy Futures		
	Settle	Change
Brent	89.01	0.99
Gas Oil	773.5	-3
Natural Gas	1.638	-0.015
RBOB	275.82	2.39
ULSD	255.04	0.05
WTI	83.57	0.76

**Market Commentary**

Oil prices were higher today on worries of Middle East supply disruptions. Treasury Secretary Janet Yellen told Reuters U.S. economic growth was likely stronger than suggested by weaker-than-expected quarterly data. Before Yellen's comments, oil prices had been pressured by data showing economic growth slowed more than expected in the first quarter. An acceleration in inflation suggested the Federal Reserve would not cut interest rates before September. "The market started to realize that if you put the whole report into perspective, the slowing growth numbers were probably overstated," said Phil Flynn analyst at Price Futures Group. "I think then the market has also started to focus on the tight supply situation and the geopolitical risk factors," Flynn added. WTI traded up \$.76 or .9% to close at \$83.57. Brent traded up \$.99 or 1.1% to close at \$89.01.

## Crude & Product Markets

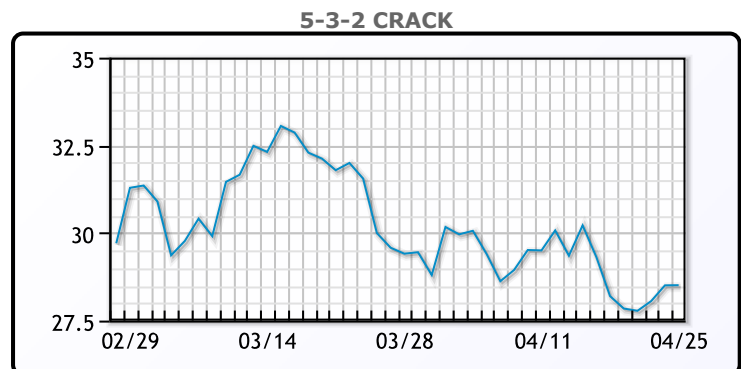
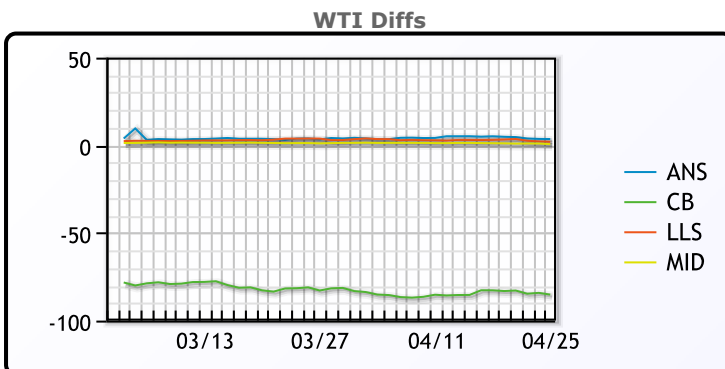


**CRUDE**

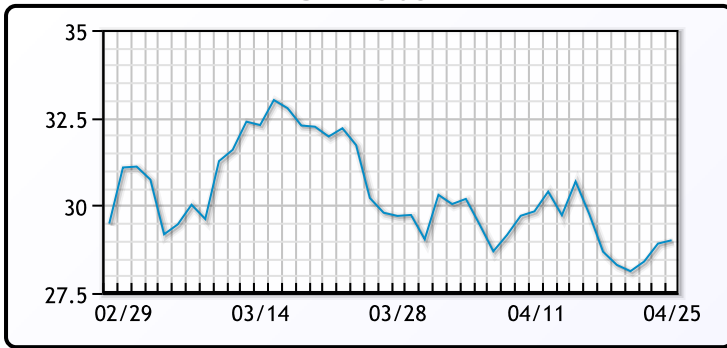
	Last	Week Ago	Month Ago
ANS	88.76	87.99	86.23
BLS	73.2	73.14	68.65
LLS	87.17	86.43	86.64
Mid	85.83	84.26	83.96
WTI	85.17	83.14	82.84

**PRODUCTS**

	Last	Week Ago	Month Ago
Gulf RBOB	2.6298	2.5709	2.6609
Gulf ULSD	2.4874	2.4693	2.5982
NYH RBOB	2.7682	2.7228	2.4484
NYH ULSD	2.5439	2.5363	2.6761
USGC 3%	71.14	68.93	72.55



3-2-1 Crack



Gulf 3-2-1 Crack



NGLs

MB

	Last	Week Ago	Month Ago
Butane	86.125	88	95
IsoButane	130	117.5	123
Natural Gasoline	169.5	160.1	162.8
Propane	78.875	78.5	84.125

CONWAY

	Last	Week Ago	Month Ago
Butane	86.25	88	94.5
IsoButane	134	128	134.5
Natural Gasoline	164	159	158.5
Propane	74.375	74	78.625

MB NON

	Last	Week Ago	Month Ago
Butane	90.125	92	100.5
IsoButane	130	117.5	123
Natural Gasoline	168.75	160.25	162.75
Propane	77.9	77.6	83.1

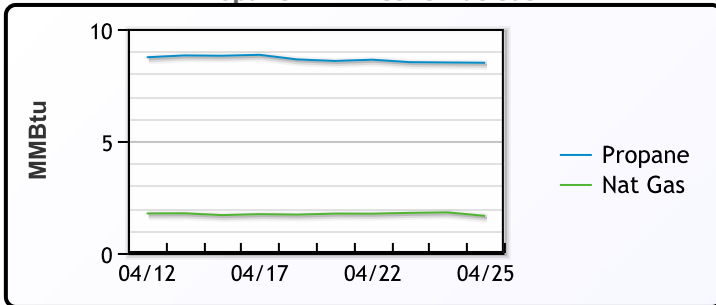
EDMONTON

	Last	Week Ago	Month Ago
Propane	49.9	49.8	50.3

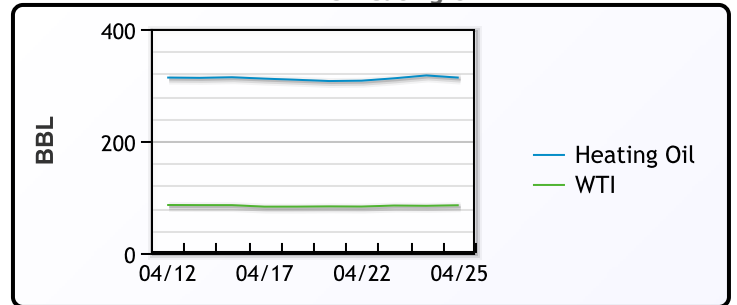
SARNIA

	Last	Week Ago	Month Ago
Propane	86.5	88	96.5

Propane MT.B Tet vs Nat Gas



WTI vs Heating Oil



FX

	Last	Change
CAD	1.3657	0
DXY	105.598	-0.259
Gold	2333.02	0.56

RATES

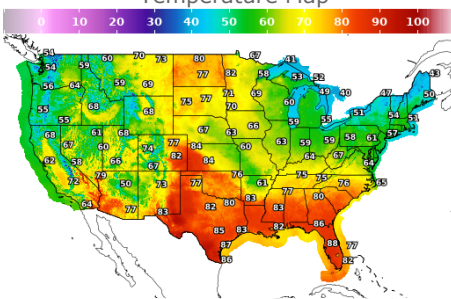
	Last	Change
US 2yr	4.9975	0.0706
US 10yr	4.7039	0.0622
CAN 10yr	3.868	0.073

EQUITIES

	Last	Change
Nasdaq	15611.76	-100.99
TSX	1311.631	-0.113
S&P 500	5048.42	-23.21

Weather Data

Temperature Map



City	HIGH °F	LOW °F
Calgary	61	39
Conway	75	46
Cushing	78	62
Denver	69	54
Houston	82	68
Mont Belvieu	78	68
Sarnia	47	32
Williston	77	46

Precipitation Map

