



MARKET DAILY

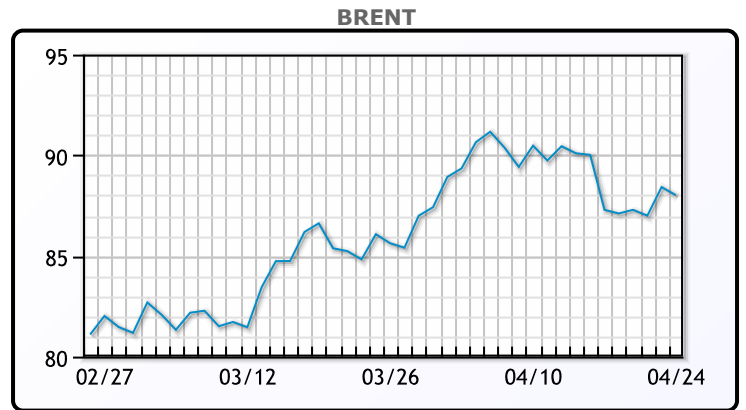
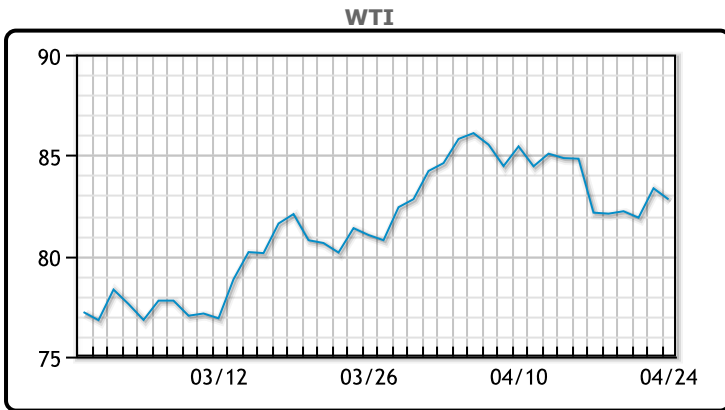
<https://www.pflpetroleum.com>
 1865 Veterans Park Dr. Suite 303
 Naples, Florida 34109
 Phone: 239-390-2885
 Fax: 239-949-0611
 Apr 24, 2024 7:26 PM

Major Energy Futures		
	Settle	Change
Brent	88.02	-0.4
Gas Oil	781.25	5.5
Natural Gas	1.653	-0.159
RBOB	273.43	0.9
ULSD	254.99	-2.93
WTI	82.81	-0.55

Market Commentary

Oil prices were lower today as worries over Middle east conflict continued to ease. "It appears the fundamentals that we trade with are leaning towards a little settling down in the Middle East," said Tim Snyder, economist at Matador Economics. A draw in US crude inventories this week gave prices a floor as stockpiles fell by 6.4MM/ bbls. This compared to a forecasted rise of 825K/bbls. Crude exports were very high which pushed the draw higher but this could be a one off. WTI traded down \$.55 or -.66% to close at \$82.81. Brent traded down \$.40 or -.45% to close at \$88.02.

Crude & Product Markets

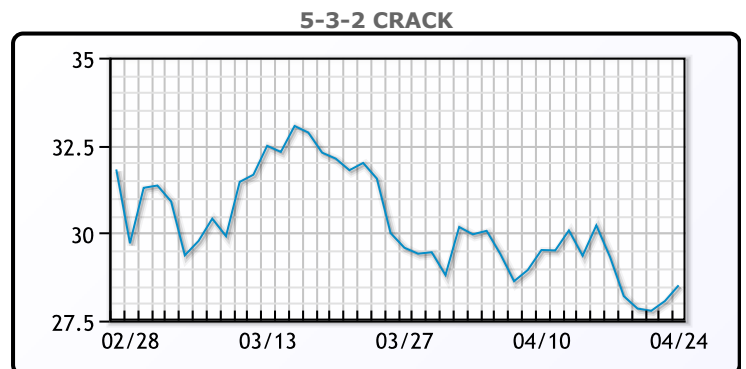
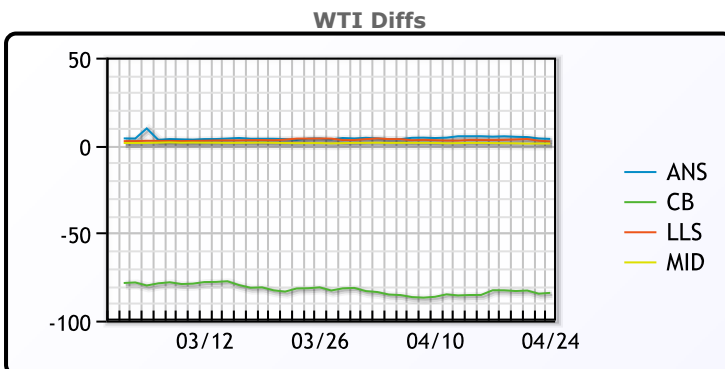


CRUDE

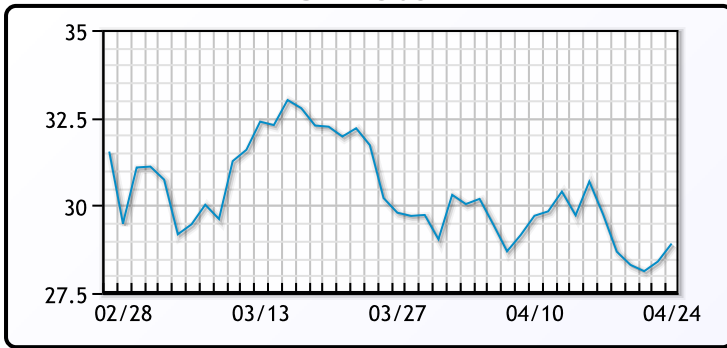
	Last	Week Ago	Month Ago
ANS	87.82	87.99	84.91
BLS	73.2	73.14	68.65
LLS	86.37	86.43	84.89
Mid	85.19	84.26	82.31
WTI	84.17	83.14	81.04

PRODUCTS

	Last	Week Ago	Month Ago
Gulf RBOB	2.6137	2.5709	2.667
Gulf ULSD	2.4837	2.4693	2.571
NYH RBOB	2.7593	2.7228	2.4408
NYH ULSD	2.5424	2.5363	2.6384
USGC 3%	69.92	68.93	71.53



3-2-1 Crack



Gulf 3-2-1 Crack



NGLs

MB

	Last	Week Ago	Month Ago
Butane	74.9	78.1	85
IsoButane	120.9	117.8	124
Natural Gasoline	167.5	159.9	161
Propane	77.4	79.1	83.5

CONWAY

	Last	Week Ago	Month Ago
Butane	86.1	88.9	93
IsoButane	126.5	126	135
Natural Gasoline	165	158.6	157
Propane	73.4	74.9	77.5

MB NON

	Last	Week Ago	Month Ago
Butane	89.9	93.1	100
IsoButane	120.9	117.8	124
Natural Gasoline	167.5	159.9	161
Propane	76.6	78	81.5

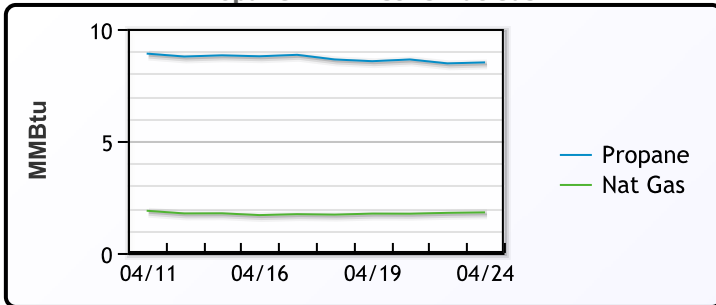
EDMONTON

	Last	Week Ago	Month Ago
Propane	48.4	49.9	49.5

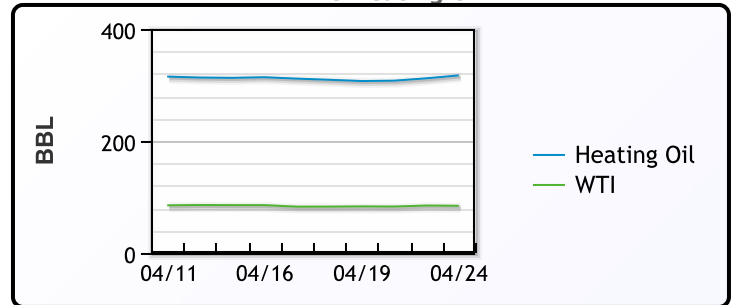
SARNIA

	Last	Week Ago	Month Ago
Propane	86.5	90	96.5

Propane MT.B Tet vs Nat Gas



WTI vs Heating Oil



FX

	Last	Change
CAD	1.3706	0.0003
DXY	105.857	0.182
Gold	2316.03	-0.14

RATES

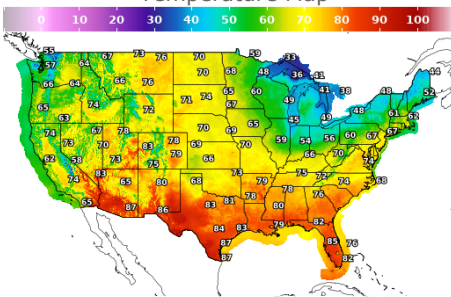
	Last	Change
US 2yr	4.9269	-0.0041
US 10yr	4.6417	0.0413
CAN 10yr	3.795	0.035

EQUITIES

	Last	Change
Nasdaq	15712.75	16.11
TSX	1311.744	-9.5
S&P 500	5071.63	1.08

Weather Data

Temperature Map



City	HIGH °F	LOW °F
Calgary	63	39
Conway	68	36
Cushing	75	53
Denver	75	48
Houston	82	66
Mont Belvieu	79	66
Sarnia	47	34
Williston	71	42

Precipitation Map

