



MARKET DAILY

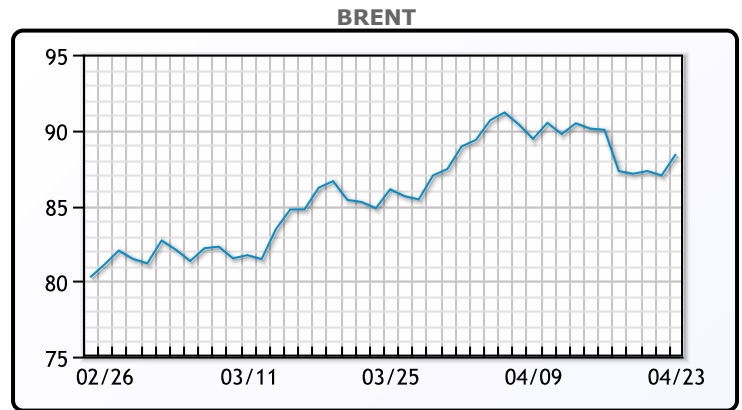
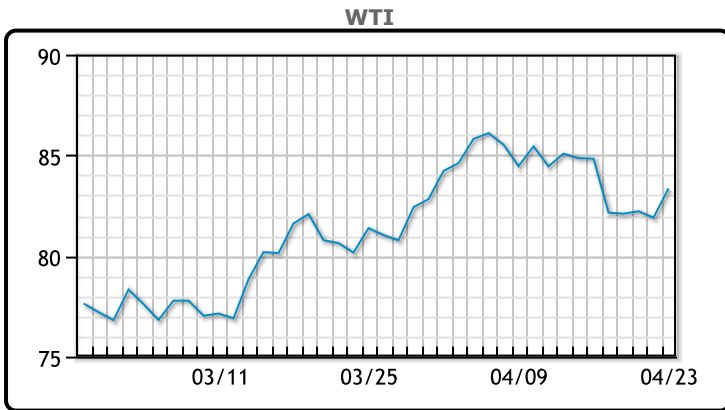
<https://www.pflpetroleum.com>
 1865 Veterans Park Dr. Suite 303
 Naples, Florida 34109
 Phone: 239-390-2885
 Fax: 239-949-0611
 Apr 23, 2024 6:32 PM

Major Energy Futures		
	Settle	Change
Brent	88.42	1.42
Gas Oil	784.25	-2.25
Natural Gas	1.812	0.021
RBOB	272.53	3.99
ULSD	257.92	1.88
WTI	83.36	1.46

Market Commentary

Oil prices were higher today as the dollar fell to its lowest level in more than a week. S&P global data showed US business activity cooled in April to a four month low on weaker demand. Investors are looking to the release later this week of U.S. first-quarter gross domestic product data as well as the March figures for personal consumption expenditures, the Fed's preferred inflation gauge. "The market has been under pressure from little to no growth out of the euro zone, so anything showing improvement should be supportive," said Andrew Lipow, president of Lipow Oil Associates. WTI traded up \$1.46 or 1.8% to close at \$83.36. Brent traded up \$1.42 or 1.6% to close at \$88.42.

Crude & Product Markets

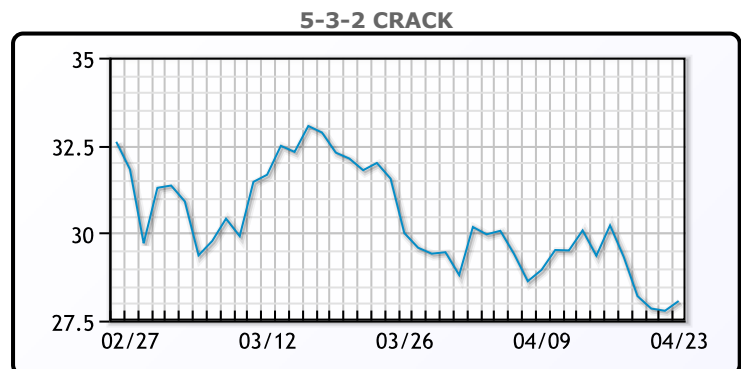
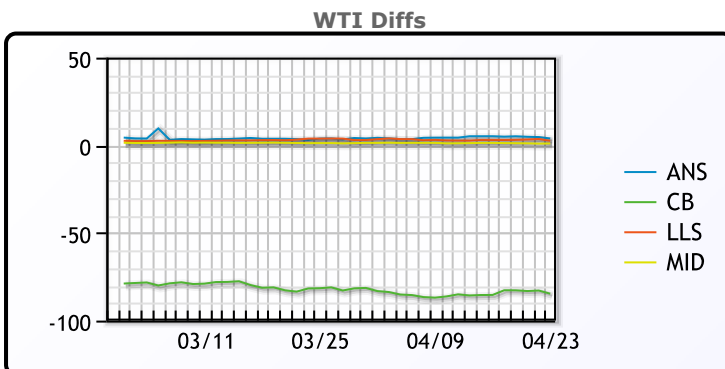


CRUDE

	Last	Week Ago	Month Ago
ANS	88.53	87.86	84.91
BLS	73.2	73.14	68.65
LLS	87.26	85.83	84.89
Mid	85.71	83.93	82.31
WTI	84.66	82.73	81.04

PRODUCTS

	Last	Week Ago	Month Ago
Gulf RBOB	2.5936	2.5662	2.667
Gulf ULSD	2.507	2.4609	2.571
NYH RBOB	2.7388	2.7337	2.4408
NYH ULSD	2.5817	2.5264	2.6384
USGC 3%	70.39	68.5	71.53



3-2-1 Crack



Gulf 3-2-1 Crack



NGLs

MB

	Last	Week Ago	Month Ago
Butane	86.5	91.25	94.125
IsoButane	119.5	125	124
Natural Gasoline	163.8	165.3	161
Propane	77.875	81	83.125

CONWAY

	Last	Week Ago	Month Ago
Butane	86.5	90.75	92.75
IsoButane	125	135.75	133
Natural Gasoline	161.5	163.5	157
Propane	73.625	76.5	77.625

MB NON

	Last	Week Ago	Month Ago
Butane	90.5	95.25	99.125
IsoButane	119.5	125	124
Natural Gasoline	165	165.5	161.25
Propane	77	79.9	81.5

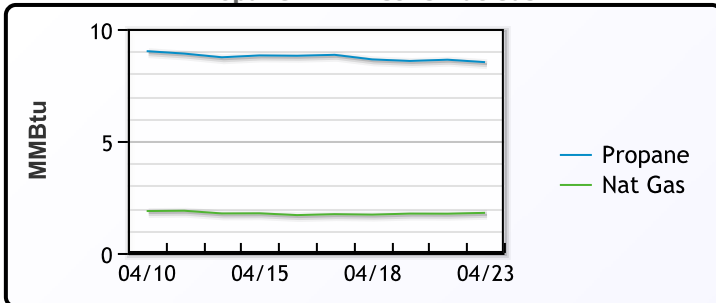
EDMONTON

	Last	Week Ago	Month Ago
Propane	49.5	51.6	49.5

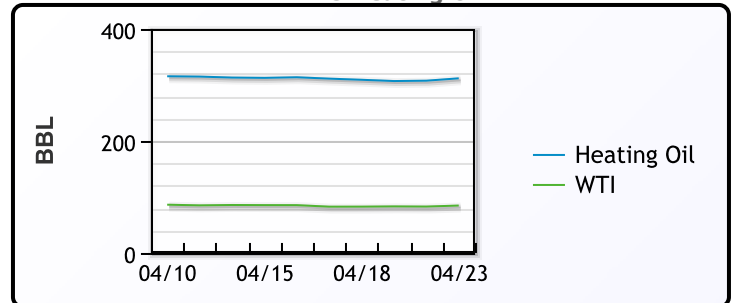
SARNIA

	Last	Week Ago	Month Ago
Propane	88	90.1	96.5

Propane MT.B Tet vs Nat Gas



WTI vs Heating Oil



FX

	Last	Change
CAD	1.3664	0.0001
DXY	105.675	-0.402
Gold	2321.96	-0.06

RATES

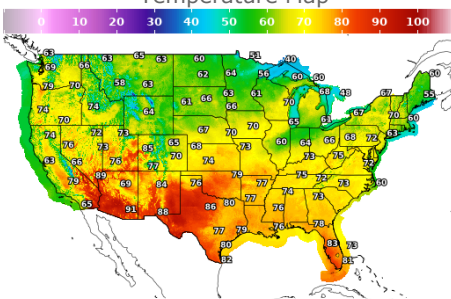
	Last	Change
US 2yr	4.931	-0.0403
US 10yr	4.6004	-0.0081
CAN 10yr	3.76	0.008

EQUITIES

	Last	Change
Nasdaq	15696.64	245.33
TSX	1321.244	7.838
S&P 500	5070.55	59.95

Weather Data

Temperature Map



City	HIGH °F	LOW °F
Calgary	63	36
Conway	53	37
Cushing	79	54
Denver	62	46
Houston	78	60
Mont Belvieu	73	58
Sarnia	59	47
Williston	64	37

Precipitation Map

