



# MARKET DAILY

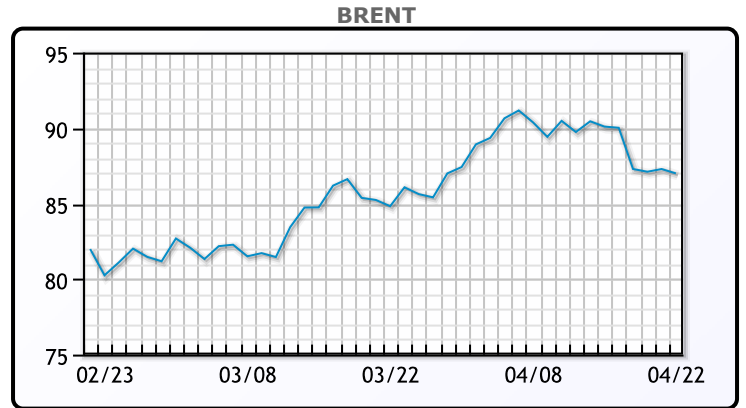
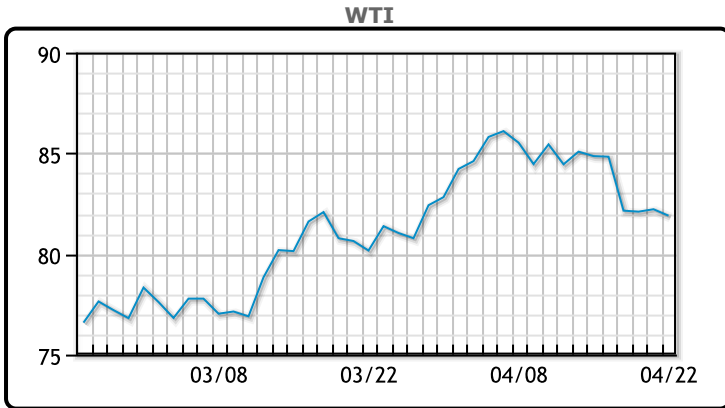
<https://www.pflpetroleum.com>  
 1865 Veterans Park Dr. Suite 303  
 Naples, Florida 34109  
 Phone: 239-390-2885  
 Fax: 239-949-0611  
 Apr 22, 2024 8:30 PM

Major Energy Futures		
	Settle	Change
Brent	87	-0.29
Gas Oil	778.75	-2.25
Natural Gas	1.791	0.039
RBOB	268.54	-2.49
ULSD	256.04	1.91
WTI	82.85	-0.29

**Market Commentary**

Oil prices were lower today as traders were focused on market fundamentals seeing little near term risk of a flare up in Middle East tensions. "The fundamentals on oil are strong," Flynn said. "The expectation is the markets are going to tighten this summer on the supply side." Economic concerns have again become a bearish factor in the crude market, with prices under pressure due to a large build in the U.S. stockpile and a hawkish Fed that has led to a strong dollar, said Tina Teng, an independent market analyst. On the economic front, inflation is back in focus, with comments from Federal Reserve officials and a run of hotter-than-expected inflation data forcing a paring back last week of expectations of interest rate cuts. WTI traded down \$.29 or -.35% to close at \$82.85 Brent traded down \$.29 or -.33% to close at \$87.00.

## Crude & Product Markets

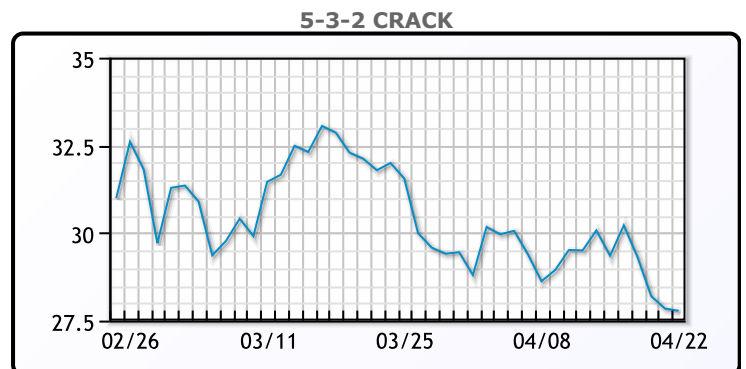
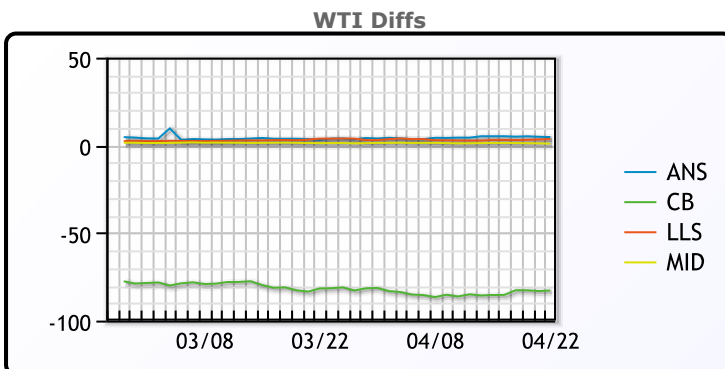


**CRUDE**

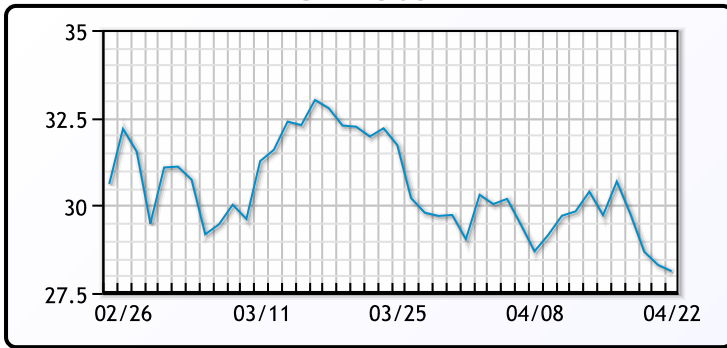
	Last	Week Ago	Month Ago
ANS	87.54	87.61	84.91
BLS	73.2	73.14	68.65
LLS	86.42	85.69	84.89
Mid	83.8	83.96	82.31
WTI	82.85	82.69	81.04

**PRODUCTS**

	Last	Week Ago	Month Ago
Gulf RBOB	2.5555	2.5712	2.667
Gulf ULSD	2.4904	2.5027	2.571
NYH RBOB	2.7014	2.7452	2.4408
NYH ULSD	2.5469	2.5732	2.6384
USGC 3%	68.74	68.97	71.53



3-2-1 Crack



Gulf 3-2-1 Crack



NGLs

MB

	Last	Week Ago	Month Ago
Butane	76.4	80.3	85
IsoButane	118.6	125.1	124
Natural Gasoline	161.8	164.3	161
Propane	77.5	80.4	83.5

CONWAY

	Last	Week Ago	Month Ago
Butane	87	89.6	93
IsoButane	126	135	135
Natural Gasoline	158.3	161	157
Propane	73.5	76.1	77.5

MB NON

	Last	Week Ago	Month Ago
Butane	91.4	95.3	100
IsoButane	118.6	125.1	124
Natural Gasoline	161.8	164.3	161
Propane	76.6	79.4	81.5

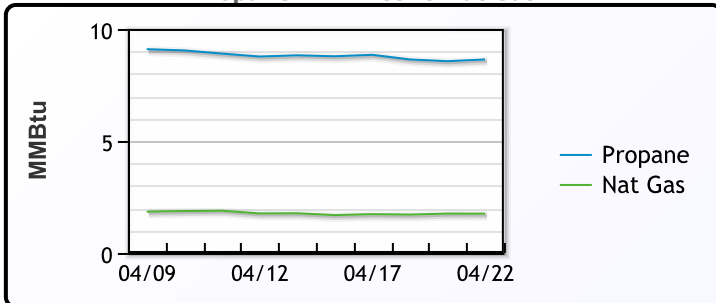
EDMONTON

	Last	Week Ago	Month Ago
Propane	48.5	51.3	49.5

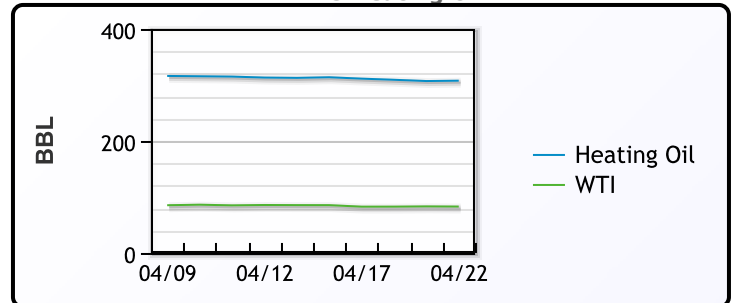
SARNIA

	Last	Week Ago	Month Ago
Propane	88	90	96.5

Propane MT.B Tet vs Nat Gas



WTI vs Heating Oil



FX

	Last	Change
CAD	1.3696	-0.0005
DXY	106.099	0.022
Gold	2331.25	3.95

RATES

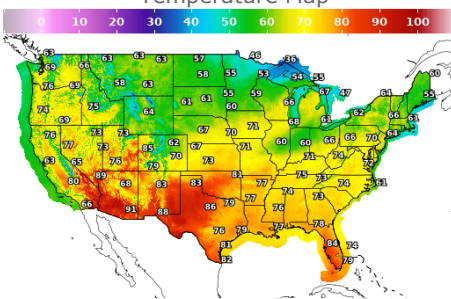
	Last	Change
US 2yr	4.967	-0.0043
US 10yr	4.6085	0
CAN 10yr	3.752	0.013

EQUITIES

	Last	Change
Nasdaq	15451.31	169.3
TSX	1313.406	5.935
S&P 500	5010.6	43.37

Weather Data

Temperature Map



City	HIGH °F	LOW °F
Calgary	55	33
Conway	63	46
Cushing	68	43
Denver	75	49
Houston	72	55
Mont Belvieu	69	51
Sarnia	59	35
Williston	55	44

Precipitation Map

