



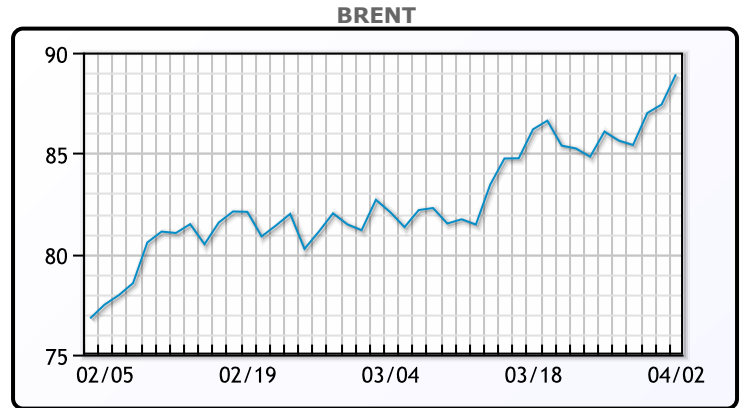
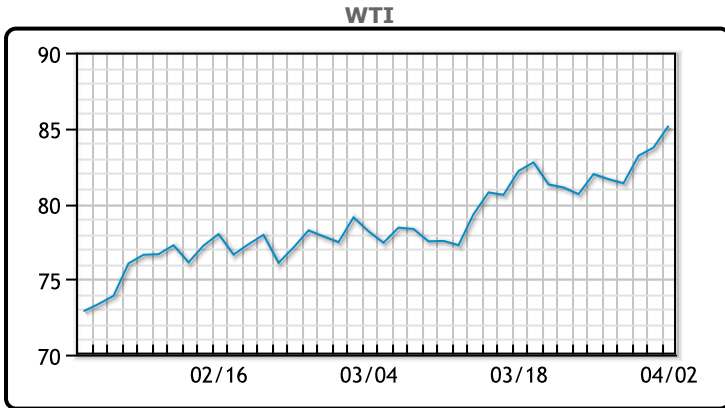
# MARKET DAILY

<https://www.pflpetroleum.com>  
 1865 Veterans Park Dr. Suite 303  
 Naples, Florida 34109  
 Phone: 239-390-2885  
 Fax: 239-949-0611  
 Apr 2, 2024 7:47 PM

Major Energy Futures		
	Settle	Change
Brent	88.92	1.50
Gas Oil	845.5	5.5
Natural Gas	1.862	0.025
RBOB	275.89	4.89
ULSD	271.19	8.48
WTI	85.15	1.44

**Market Commentary**  
 Oil prices were higher today with Brent trading above \$89 for the first time since October. Russia, among the top three global oil producers and one of the largest exporters of oil products, has been contending with Ukrainian attacks on oil refineries and has also attacked Ukrainian energy infrastructure. "The likelihood that continued restricted Russian product exports could further tighten US petroleum supplies has suddenly forced re-calculation of U.S. (oil) balances across the rest of this month and possibly beyond," said Jim Ritterbusch, president of Ritterbusch and Associates LLC. Markets are also looking ahead to Wednesday's ministerial panel meeting of OPEC+, the Organization of the Petroleum Exporting Countries (OPEC) and allied producers. The panel is unlikely to recommend any change in oil output policy, OPEC+ sources told Reuters. WTI traded up \$1.44 or 1.7% to close at \$85.15. Brent traded up \$1.50 or 1.7% to close at \$88.92.

## Crude & Product Markets

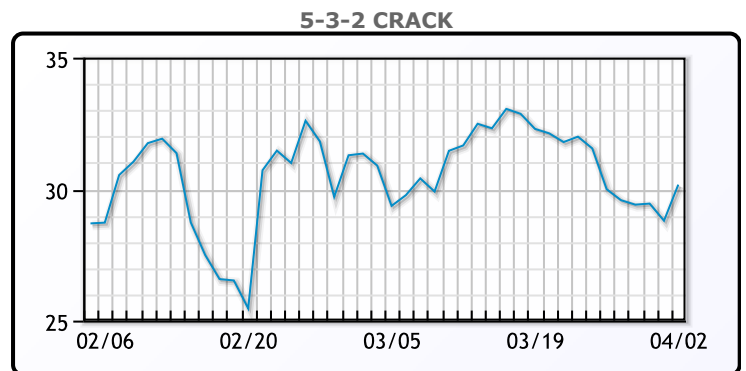
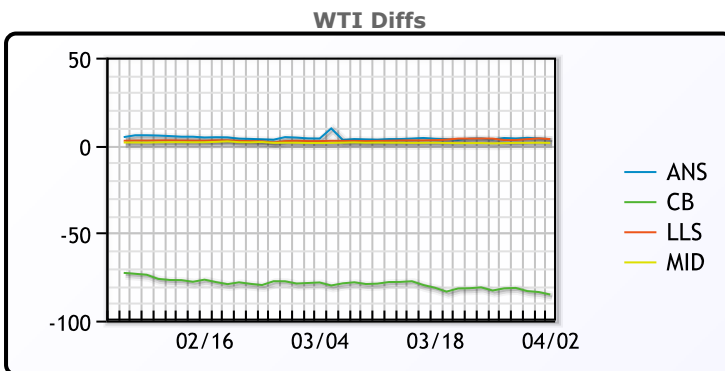


**CRUDE**

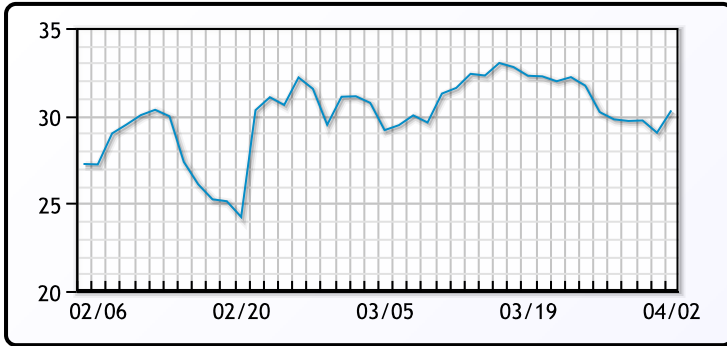
	Last	Week Ago	Month Ago
ANS	88.65	87.44	89.59
BLS	73.2	73.14	68.65
LLS	88.69	86.67	82.55
Mid	86.5	84.55	81.32
WTI	85.15	83.17	79.97

**PRODUCTS**

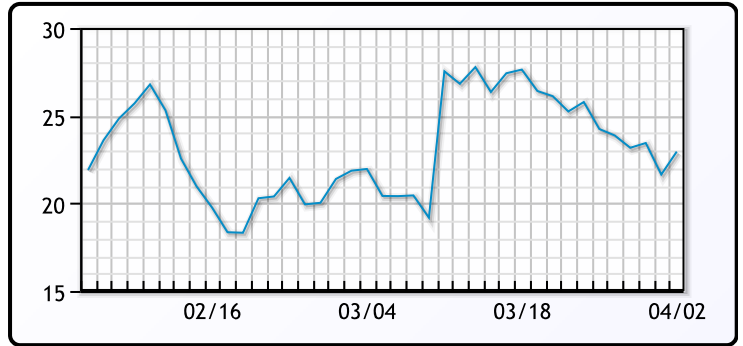
	Last	Week Ago	Month Ago
Gulf RBOB	2.6664	2.6321	2.4054
Gulf ULSD	2.6414	2.5514	2.6472
NYH RBOB	2.4464	2.4331	2.2794
NYH ULSD	2.6969	2.6202	2.7437
USGC 3%	73.97	72.4	67.48



**3-2-1 Crack**



**Gulf 3-2-1 Crack**



**NGLs**

**MB**

	Last	Week Ago	Month Ago
Butane	84.4	84.5	84
IsoButane	130.6	123.5	113.8
Natural Gasoline	162	161.5	161.5
Propane	83.5	84	86

**CONWAY**

	Last	Week Ago	Month Ago
Butane	94.1	94.5	95.8
IsoButane	139.5	132	135.5
Natural Gasoline	160	156.5	156.5
Propane	79	78.5	80.5

**MB NON**

	Last	Week Ago	Month Ago
Butane	99.4	99.5	102
IsoButane	130.6	123.5	113.8
Natural Gasoline	162	161.5	161.5
Propane	83	82.8	83.5

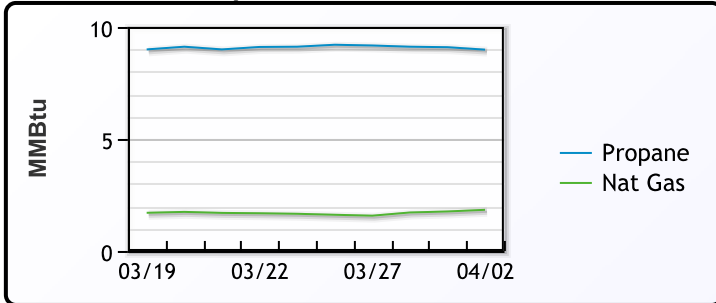
**EDMONTON**

	Last	Week Ago	Month Ago
Propane	53	50	56

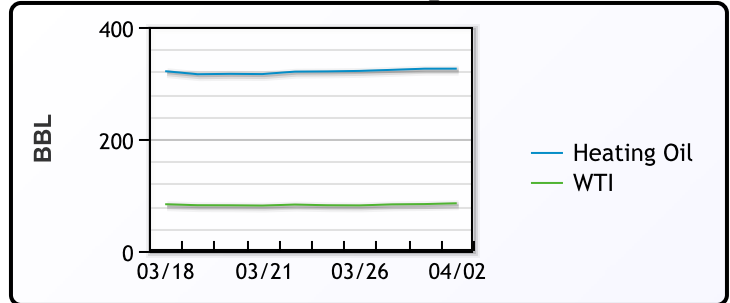
**SARNIA**

	Last	Week Ago	Month Ago
Propane	97	96.5	103.3

**Propane MT.B Tet vs Nat Gas**



**WTI vs Heating Oil**



**FX**

	Last	Change
CAD	1.3565	-0.0002
DXY	104.816	-0.203
Gold	2279.56	-1.11

**RATES**

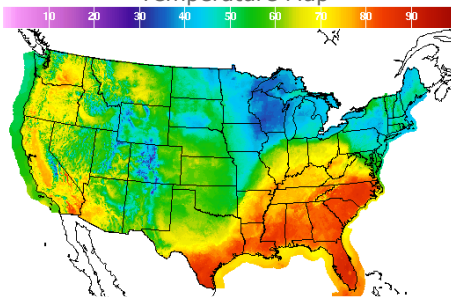
	Last	Change
US 2yr	4.6888	-0.0165
US 10yr	4.3491	0.0399
CAN 10yr	3.608	0.022

**EQUITIES**

	Last	Change
Nasdaq	16240.45	-156.38
TSX	1325.663	-7.941
S&P 500	5205.81	-37.96

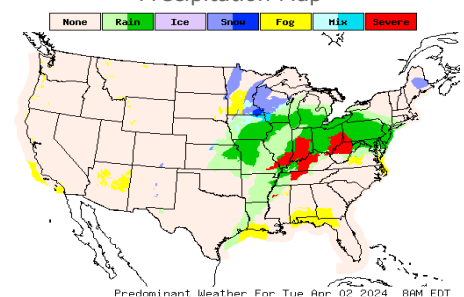
**Weather Data**

**Temperature Map**



City	HIGH °F	LOW °F
Calgary	62	35
Conway	42	31
Cushing	59	42
Denver	58	36
Houston	81	66
Mont Belvieu	79	63
Sarnia	45	40
Williston	53	32

**Precipitation Map**



This report has been prepared by PFL Petroleum Limited personnel for your information only and the views expressed are intended to provide market commentary and are not recommendations. This report is not an offer to sell or a solicitation of any offer to buy any security. The information contained herein has been compiled by PFL from sources believed to be reliable, but no representation or warranty, express or implied, is made by PFL Petroleum Limited, its affiliates or any other person as to its accuracy, completeness or correctness. Copyright 2017 PFL Petroleum Limited. All Rights Reserved