



MARKET DAILY

<https://www.pflpetroleum.com>
 1865 Veterans Park Dr. Suite 303
 Naples, Florida 34109
 Phone: 239-390-2885
 Fax: 239-949-0611
 Apr 19, 2024 5:47 PM

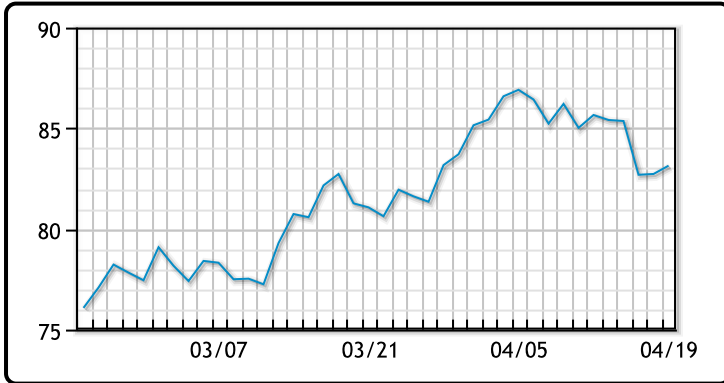
Major Energy Futures		
	Settle	Change
Brent	87.29	0.18
Gas Oil	781	-28.5
Natural Gas	1.752	0.045
RBOB	271.03	-1.5
ULSD	254.13	-4.08
WTI	83.14	0.41

Market Commentary

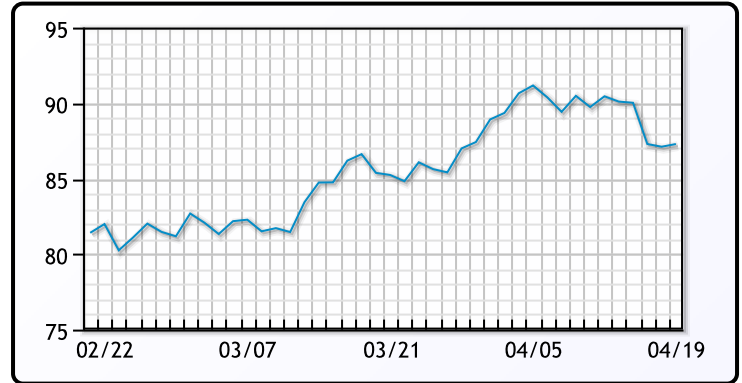
Oil prices were slightly higher today, posting a weekly decline after the Middle East risk premium came out of prices. Both benchmarks spiked more than \$3 a barrel earlier in the session after explosions were heard in the Iranian city of Isfahan in what sources described as an Israeli attack. However, the gains were capped after Tehran played down the incident and said it did not plan to retaliate. "It was nothing but a big show, and so the markets deflated as quickly as they spiked," said Tim Snyder, economist at Matador Economics. The oil and gas rig count rose by 2 to 619 this week. WTI traded up \$.41 or .5% to lose at \$83.14. Brent traded up \$.18 or .21% to close at \$87.29.

Crude & Product Markets

WTI



BRENT



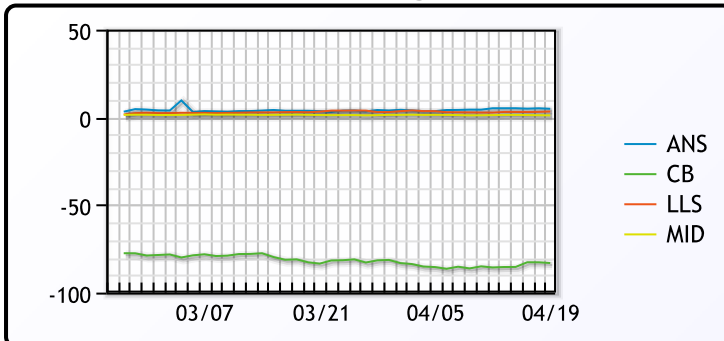
CRUDE

	Last	Week Ago	Month Ago
ANS	87.99	90.81	86.98
BLS	73.2	73.14	68.65
LLS	86.43	88.36	86.7
Mid	84.26	86.91	84.78
WTI	83.14	85.66	83.47

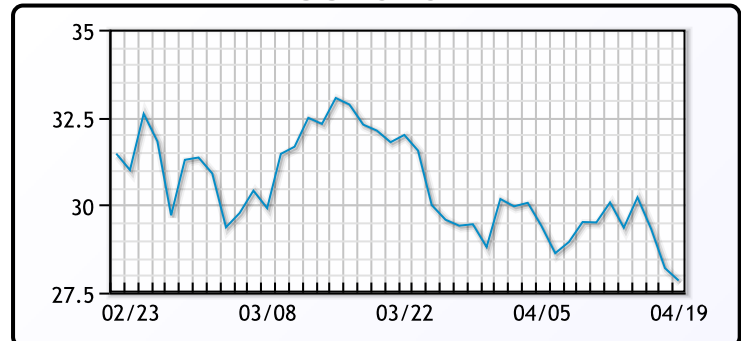
PRODUCTS

	Last	Week Ago	Month Ago
Gulf RBOB	2.5709	2.6504	2.6982
Gulf ULSD	2.4693	2.6166	2.6827
NYH RBOB	2.7228	2.4969	2.4677
NYH ULSD	2.5363	2.6801	2.7557
USGC 3%	68.5	71.57	70.11

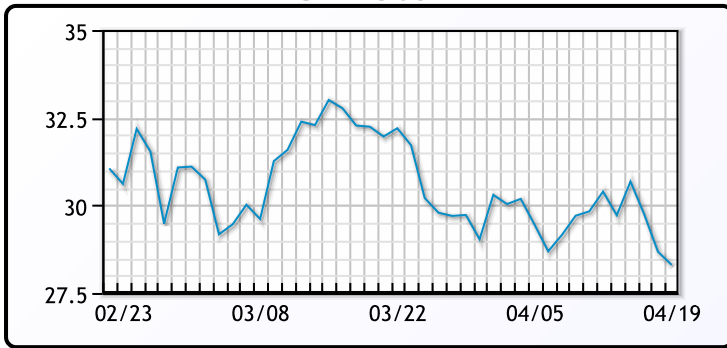
WTI Diffs



5-3-2 CRACK



3-2-1 Crack



Gulf 3-2-1 Crack



NGLs

MB

	Last	Week Ago	Month Ago
Butane	77.4	81.3	99.3
IsoButane	119.4	125.1	129.3
Natural Gasoline	161.5	163.5	164.8
Propane	79.1	80.8	83.5

CONWAY

	Last	Week Ago	Month Ago
Butane	88	90.4	93.3
IsoButane	126	130	134.5
Natural Gasoline	160.4	162.3	159
Propane	74.8	76.5	77.8

MB NON

	Last	Week Ago	Month Ago
Butane	92.4	96.3	99.4
IsoButane	119.4	125.1	129.3
Natural Gasoline	161.5	163.5	164.6
Propane	78.1	79.6	82.5

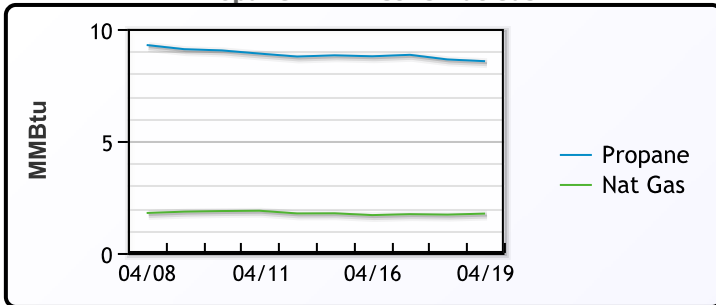
EDMONTON

	Last	Week Ago	Month Ago
Propane	50.8	51.5	49.8

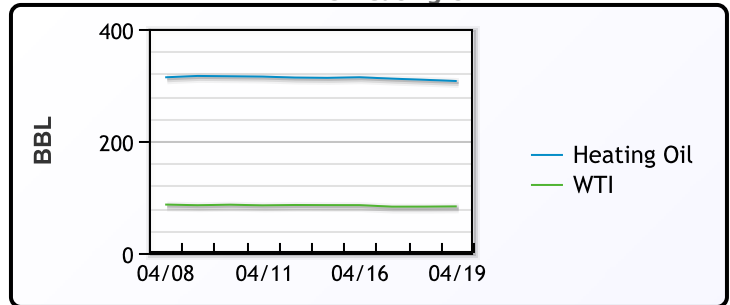
SARNIA

	Last	Week Ago	Month Ago
Propane	88	95	93.5

Propane MT.B Tet vs Nat Gas



WTI vs Heating Oil



FX

	Last	Change
CAD	1.3751	-0.0016
DXY	106.118	-0.033
Gold	2391.93	12.89

RATES

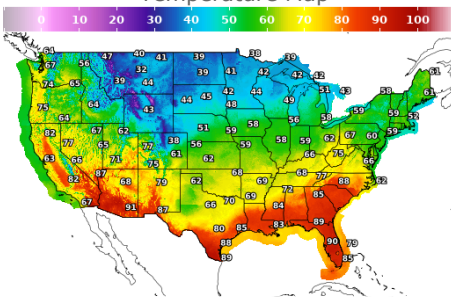
	Last	Change
US 2yr	4.9858	-0.0003
US 10yr	4.6207	-0.0119
CAN 10yr	3.739	-0.016

EQUITIES

	Last	Change
Nasdaq	15282.01	-319.49
TSX	1307.47	7.181
S&P 500	4967.23	-43.89

Weather Data

Temperature Map



City	HIGH °F	LOW °F
Calgary	38	26
Conway	34	28
Cushing	65	45
Denver	40	35
Houston	86	74
Mont Belvieu	82	71
Sarnia	56	43
Williston	35	24

Precipitation Map

