



MARKET DAILY

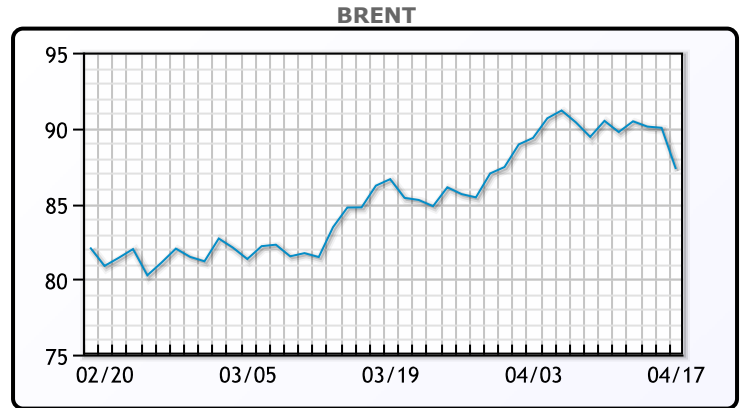
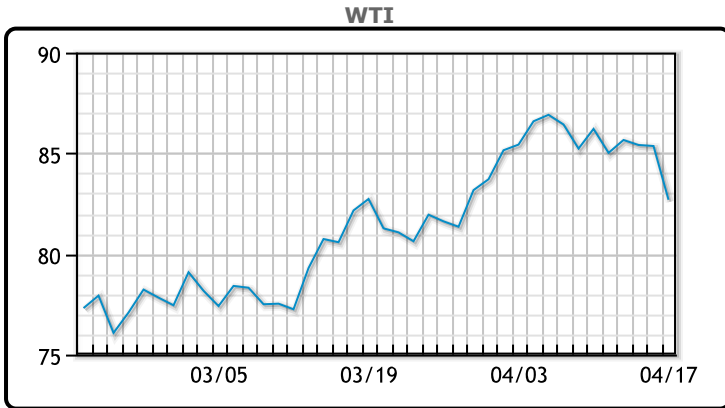
<https://www.pflpetroleum.com>
 1865 Veterans Park Dr. Suite 303
 Naples, Florida 34109
 Phone: 239-390-2885
 Fax: 239-949-0611
 Apr 18, 2024 6:57 PM

Major Energy Futures		
	Settle	Change
Brent	87.11	-0.18
Gas Oil	806.75	-11
Natural Gas	1.712	-0.02
RBOB	272.87	-9.36
ULSD	257.47	-7.66
WTI	82.73	0.04

Market Commentary

Oil prices remained near a three-week low as investors assessed mixed U.S. economic data, U.S. sanctions on Venezuela and Iran, and easing tensions in the Middle East. Increased interest in energy trading lifted open interest in Brent futures to its highest level since February 2021. In the U.S., unchanged unemployment claims suggested ongoing labor market strength, but existing home sales fell in March. Analysts anticipate the Federal Reserve may delay interest rate cuts until September. In Europe, the ECB signaled an interest rate cut in June, while in China, officials discussed measures to support the economy amidst weak domestic demand. Despite U.S. sanctions on Venezuela and Iran, the market largely discounted their impact, unwinding the geopolitical risk premium in oil prices. Brent futures fell 18 cents, or 0.2%, to settle at \$87.11 a barrel, while U.S. West Texas Intermediate (WTI) crude rose 4 cents, or 0.1%, to settle at \$82.73.

Crude & Product Markets

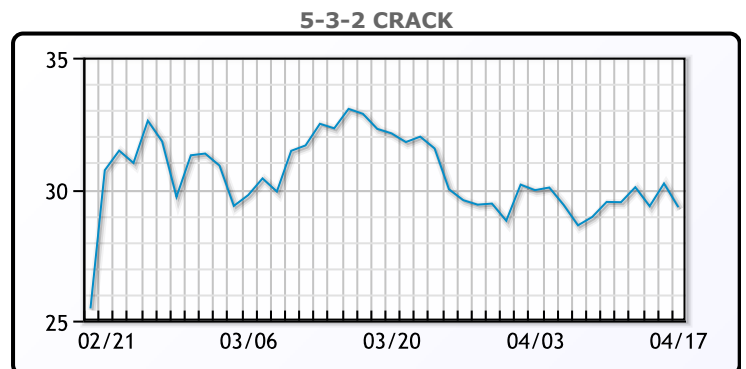
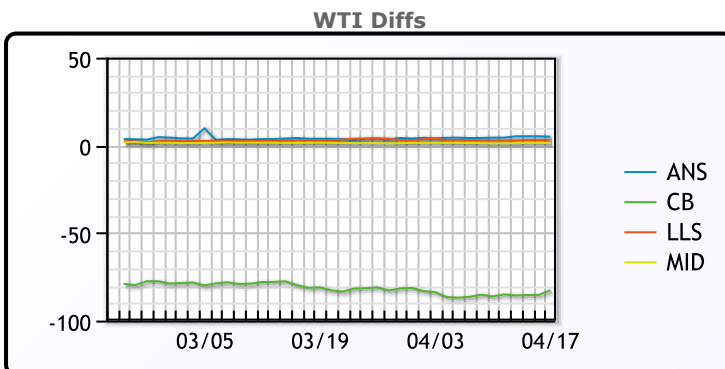


CRUDE

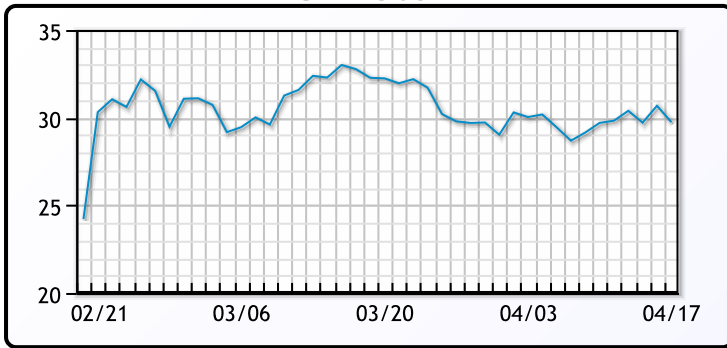
	Last	Week Ago	Month Ago
ANS	87.61	90.81	84.74
BLS	73.2	73.14	68.65
LLS	85.69	88.36	84.04
Mid	83.96	86.91	82.57
WTI	82.69	85.66	81.04

PRODUCTS

	Last	Week Ago	Month Ago
Gulf RBOB	2.5712	2.6504	2.6533
Gulf ULSD	2.5027	2.6166	2.6545
NYH RBOB	2.7452	2.4969	2.4478
NYH ULSD	2.5732	2.6801	2.7245
USGC 3%	68.97	71.57	68.58



3-2-1 Crack



Gulf 3-2-1 Crack



NGLs

MB

	Last	Week Ago	Month Ago
Butane	78.1	82.4	81.3
IsoButane	117.8	118.8	120
Natural Gasoline	159.9	162.4	163.8
Propane	79.1	81.5	79.8

CONWAY

	Last	Week Ago	Month Ago
Butane	88.9	92	88.5
IsoButane	126	129	134
Natural Gasoline	158.6	160.1	159
Propane	74.9	76.6	73.5

MB NON

	Last	Week Ago	Month Ago
Butane	93.1	97.4	96.3
IsoButane	117.8	118.8	120
Natural Gasoline	159.9	162.4	163.8
Propane	78	80.1	78.5

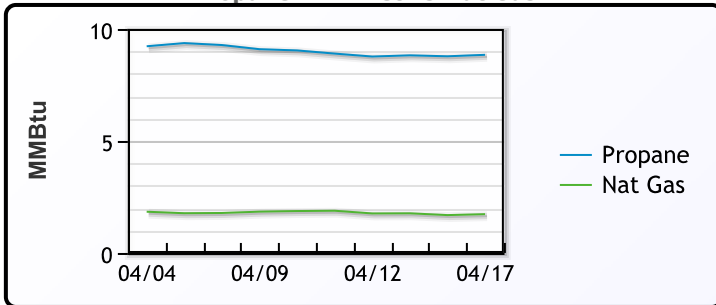
EDMONTON

	Last	Week Ago	Month Ago
Propane	49.9	51.6	44.8

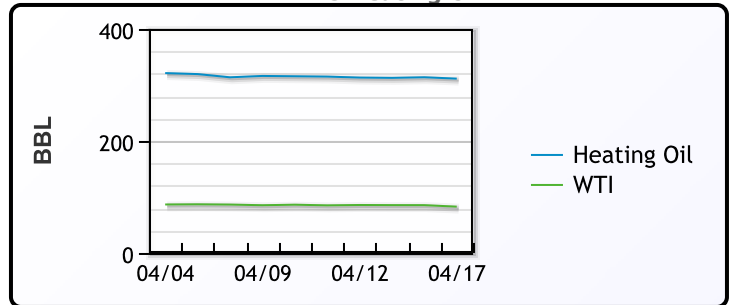
SARNIA

	Last	Week Ago	Month Ago
Propane	90	98.8	92.3

Propane MT.B Tet vs Nat Gas



WTI vs Heating Oil



FX

	Last	Change
CAD	1.3761	-0.0012
DXY	105.929	-0.022
Gold	2370.56	9.54

RATES

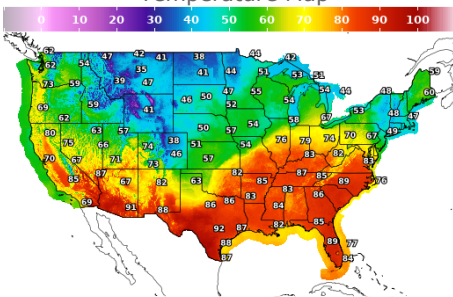
	Last	Change
US 2yr	4.9257	-0.0064
US 10yr	4.5873	0
CAN 10yr	3.699	-0.032

EQUITIES

	Last	Change
Nasdaq	15683.37	-181.88
TSX	1296.974	1.998
S&P 500	5022.21	-29.2

Weather Data

Temperature Map



City	HIGH °F	LOW °F
Calgary	36	26
Conway	41	32
Cushing	78	49
Denver	44	34
Houston	87	72
Mont Belvieu	80	70
Sarnia	58	46
Williston	33	26

Precipitation Map

