



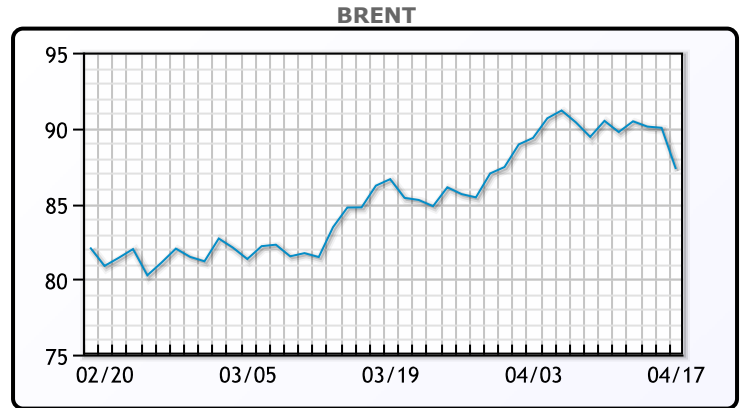
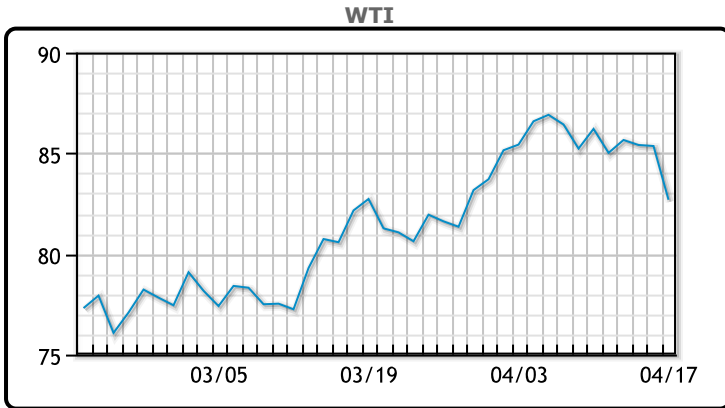
MARKET DAILY

<https://www.pflpetroleum.com>
 1865 Veterans Park Dr. Suite 303
 Naples, Florida 34109
 Phone: 239-390-2885
 Fax: 239-949-0611
 Apr 17, 2024 9:09 PM

Major Energy Futures		
	Settle	Change
Brent	87.29	-2.73
Gas Oil	806.75	-11
Natural Gas	1.712	-0.02
RBOB	272.87	-9.36
ULSD	257.47	-7.66
WTI	82.69	-2.67

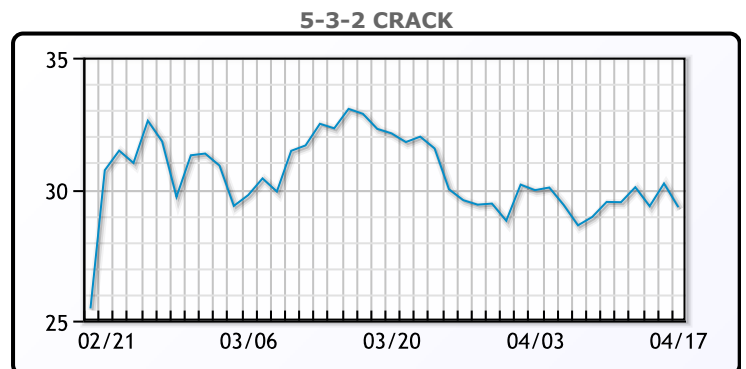
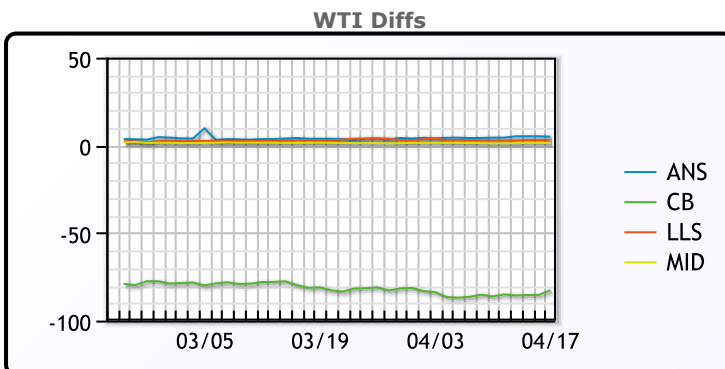
Market Commentary
 Oil prices were lower again today settling down over 3% on the day as commercial crude inventories rose. Oil prices have also continued to soften as economic headwinds curbed gains from geopolitical tensions. "The market was waiting to sell off on indications of calming of tensions in the Middle East ... progress on these bills and a three-day delay in Israel's response to Iran is helping today," said John Kilduff, partner at Again Capital LLC in New York. U.S. crude inventories rose by 2.7 million barrels to 460 million barrels last week, government data showed, nearly double analysts' expectations for a 1.4 million-barrel build. WTI traded down \$2.67 or -3.1% to close at \$82.69. Brent traded down \$2.73 or 3% to close at \$87.29.

Crude & Product Markets

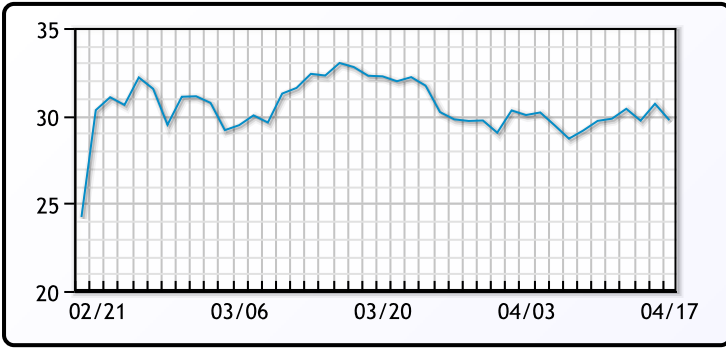


	Last	Week Ago	Month Ago
ANS	87.61	90.81	84.74
BLS	73.2	73.14	68.65
LLS	85.69	88.36	84.04
Mid	83.96	86.91	82.57
WTI	82.69	85.66	81.04

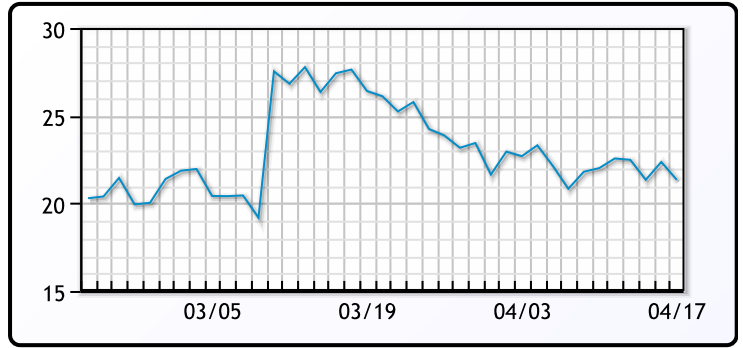
	Last	Week Ago	Month Ago
Gulf RBOB	2.5712	2.6504	2.6533
Gulf ULSD	2.5027	2.6166	2.6545
NYH RBOB	2.7452	2.4969	2.4478
NYH ULSD	2.5732	2.6801	2.7245
USGC 3%	68.97	71.57	68.58



3-2-1 Crack



Gulf 3-2-1 Crack



NGLs

MB

	Last	Week Ago	Month Ago
Butane	78.1	82.4	81.3
IsoButane	117.8	118.8	120
Natural Gasoline	159.9	162.4	163.8
Propane	79.1	81.5	79.8

CONWAY

	Last	Week Ago	Month Ago
Butane	88.9	92	88.5
IsoButane	126	129	134
Natural Gasoline	158.6	160.1	159
Propane	74.9	76.6	73.5

MB NON

	Last	Week Ago	Month Ago
Butane	93.1	97.4	96.3
IsoButane	117.8	118.8	120
Natural Gasoline	159.9	162.4	163.8
Propane	78	80.1	78.5

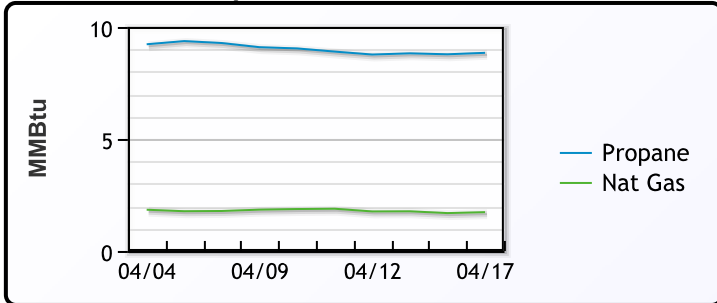
EDMONTON

	Last	Week Ago	Month Ago
Propane	49.9	51.6	44.8

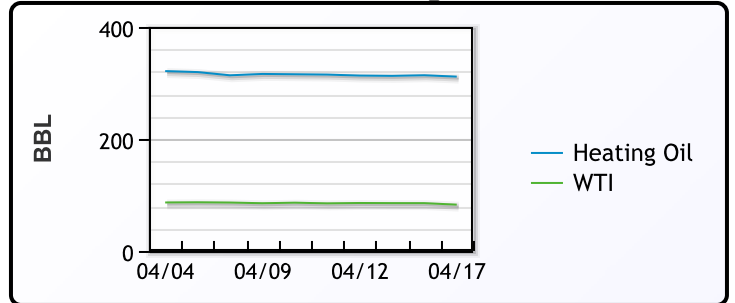
SARNIA

	Last	Week Ago	Month Ago
Propane	90	98.8	92.3

Propane MT.B Tet vs Nat Gas



WTI vs Heating Oil



FX

	Last	Change
CAD	1.3761	-0.0012
DXY	105.929	-0.022
Gold	2370.56	9.54

RATES

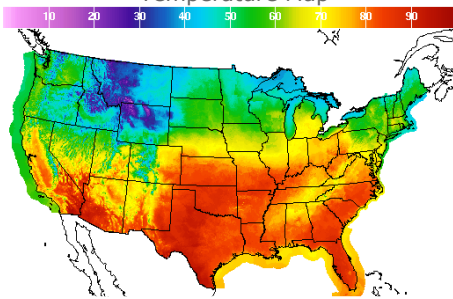
	Last	Change
US 2yr	4.9257	-0.0064
US 10yr	4.5873	0
CAN 10yr	3.699	-0.032

EQUITIES

	Last	Change
Nasdaq	15683.37	-181.88
TSX	1296.974	1.998
S&P 500	5022.21	-29.2

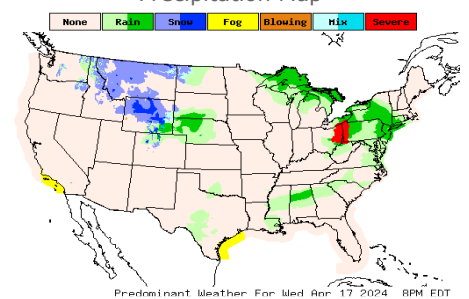
Weather Data

Temperature Map



City	HIGH °F	LOW °F
Calgary	37	26
Conway	53	37
Cushing	85	60
Denver	70	50
Houston	84	73
Mont Belvieu	78	72
Sarnia	63	48
Williston	46	36

Precipitation Map



This report has been prepared by PFL Petroleum Limited personnel for your information only and the views expressed are intended to provide market commentary and are not recommendations. This report is not an offer to sell or a solicitation of any offer to buy any security. The information contained herein has been compiled by PFL from sources believed to be reliable, but no representation or warranty, express or implied, is made by PFL Petroleum Limited, its affiliates or any other person as to its accuracy, completeness or correctness. Copyright 2017 PFL Petroleum Limited. All Rights Reserved