



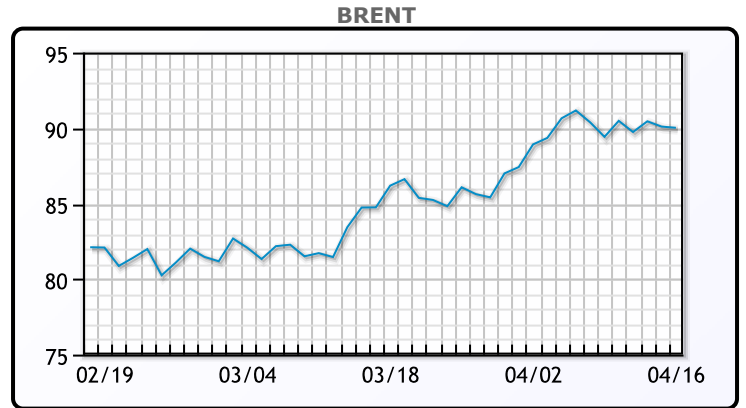
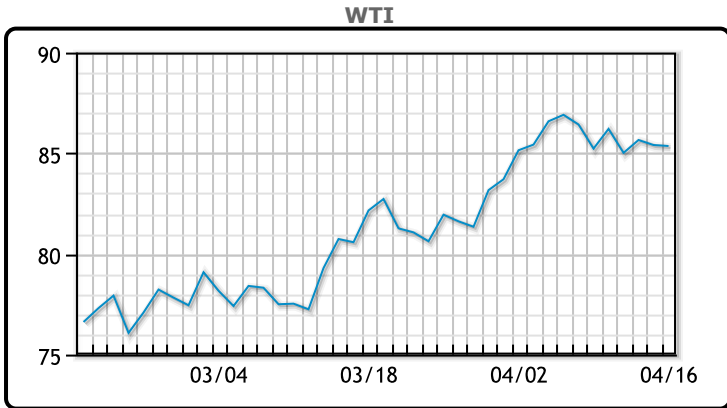
# MARKET DAILY

<https://www.pflpetroleum.com>  
 1865 Veterans Park Dr. Suite 303  
 Naples, Florida 34109  
 Phone: 239-390-2885  
 Fax: 239-949-0611  
 Apr 16, 2024 7:15 PM

Major Energy Futures		
	Settle	Change
Brent	89.16	-0.07
Gas Oil	817.75	-25.25
Natural Gas	1.732	0.041
RBOB	282.23	3.84
ULSD	265.13	-0.29
WTI	85.26	-0.10

**Market Commentary**  
 Oil prices dipped Tuesday due to concerns over global demand amidst weak economic indicators in China and fading hopes for imminent U.S. interest rate cuts, despite heightened tensions in the Middle East. Brent futures for June delivery slipped to \$89.16 a barrel, while U.S. crude futures for May delivery fell to \$85.26 a barrel. "Demand concerns increased due to expectations that U.S. interest rate cuts are likely to be delayed and weaker-than-expected economic data from China," said Hiroyuki Kikukawa, president of NS Trading. "Since the market had been rising until last week on supply worries amid escalating tensions in the Middle East, the relatively restrained Iranian aggression has not provided the ground for buying up," he added, predicting WTI to trade around \$83-\$88 without significant developments.

## Crude & Product Markets

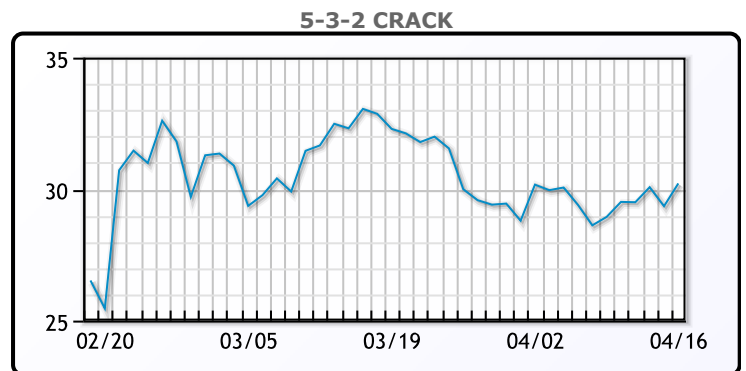
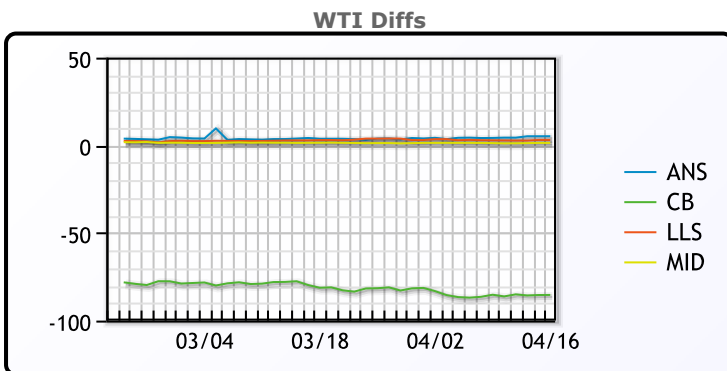


**CRUDE**

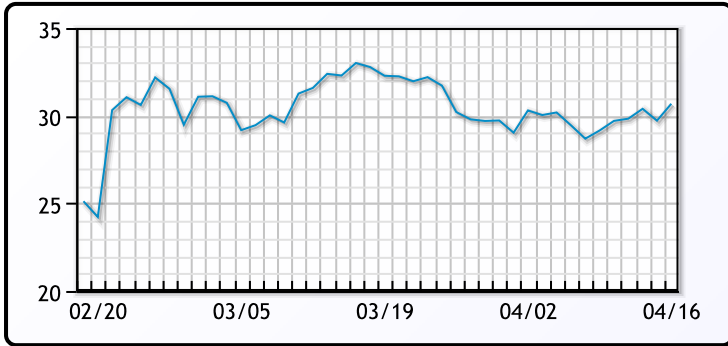
	Last	Week Ago	Month Ago
ANS	90.53	89.38	84.74
BLS	73.2	73.14	68.65
LLS	88.39	87.72	84.04
Mid	86.72	86.19	82.57
WTI	85.36	85.02	81.04

**PRODUCTS**

	Last	Week Ago	Month Ago
Gulf RBOB	2.6648	2.6441	2.6533
Gulf ULSD	2.5808	2.5893	2.6545
NYH RBOB	2.8413	2.4626	2.4478
NYH ULSD	2.6538	2.6518	2.7245
USGC 3%	71.69	71.77	68.58



**3-2-1 Crack**



**Gulf 3-2-1 Crack**



**NGLs**

**MB**

	Last	Week Ago	Month Ago
Butane	80	82.9	81.3
IsoButane	125	128	120
Natural Gasoline	165.3	161.3	163.8
Propane	81	82.8	79.8

**CONWAY**

	Last	Week Ago	Month Ago
Butane	90.8	92.8	88.5
IsoButane	132	136	134
Natural Gasoline	163	159	159
Propane	76.6	78.1	73.5

**MB NON**

	Last	Week Ago	Month Ago
Butane	95	97.9	96.3
IsoButane	125	128	120
Natural Gasoline	165.3	161.3	163.8
Propane	79.9	82	78.5

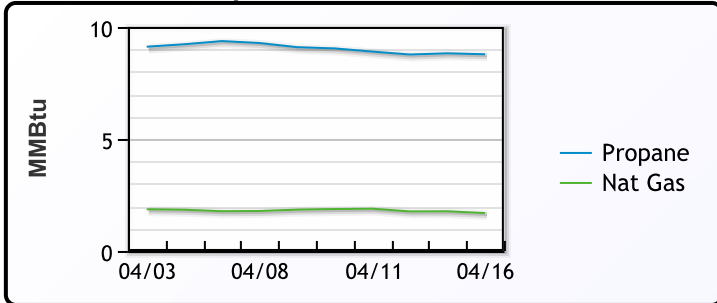
**EDMONTON**

	Last	Week Ago	Month Ago
Propane	51.6	52.6	44.8

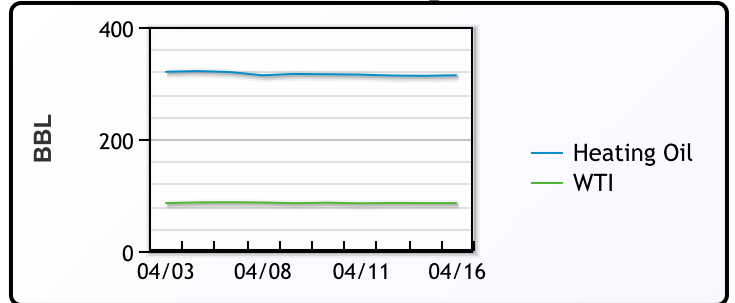
**SARNIA**

	Last	Week Ago	Month Ago
Propane	90.1	99.3	92.3

**Propane MT.B Tet vs Nat Gas**



**WTI vs Heating Oil**



**FX**

	Last	Change
CAD	1.3823	-0.0006
DXY	106.257	0.049
Gold	2383.55	0.66

**RATES**

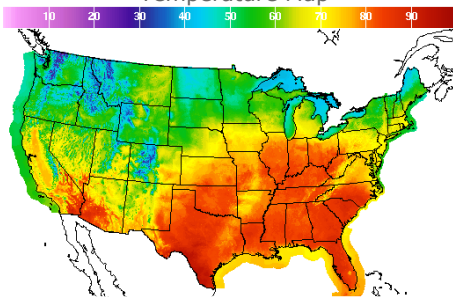
	Last	Change
US 2yr	4.9871	0.0666
US 10yr	4.6674	0.066
CAN 10yr	3.731	-0.01

**EQUITIES**

	Last	Change
Nasdaq	15865.25	-19.77
TSX	1294.976	-7.286
S&P 500	5051.41	-10.41

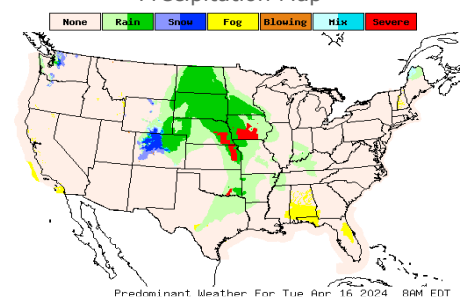
**Weather Data**

**Temperature Map**



City	HIGH °F	LOW °F
Calgary	35	28
Conway	53	44
Cushing	82	64
Denver	65	45
Houston	85	70
Mont Belvieu	78	70
Sarnia	54	38
Williston	56	45

**Precipitation Map**



This report has been prepared by PFL Petroleum Limited personnel for your information only and the views expressed are intended to provide market commentary and are not recommendations. This report is not an offer to sell or a solicitation of any offer to buy any security. The information contained herein has been compiled by PFL from sources believed to be reliable, but no representation or warranty, express or implied, is made by PFL Petroleum Limited, its affiliates or any other person as to its accuracy, completeness or correctness. Copyright 2017 PFL Petroleum Limited. All Rights Reserved