



MARKET DAILY

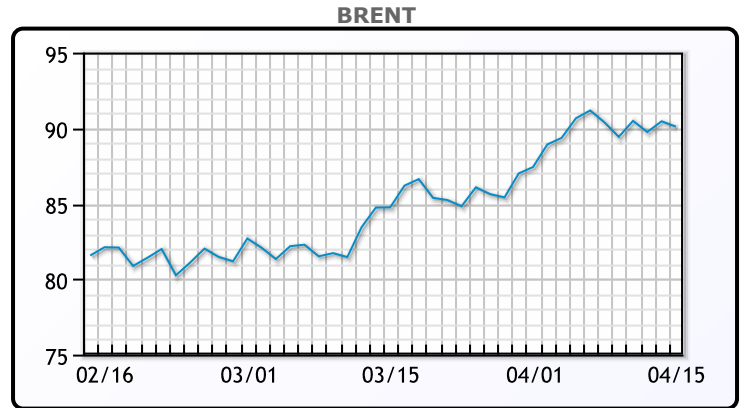
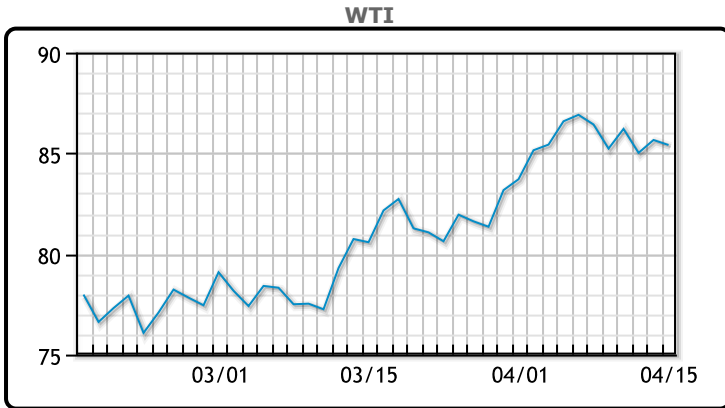
<https://www.pflpetroleum.com>
 1865 Veterans Park Dr. Suite 303
 Naples, Florida 34109
 Phone: 239-390-2885
 Fax: 239-949-0611
 Apr 15, 2024 8:01 PM

Major Energy Futures		
	Settle	Change
Brent	90.10	0.35
Gas Oil	814.25	17.25
Natural Gas	1.691	-0.079
RBOB	278.39	-1.9
ULSD	265.42	-3.09
WTI	85.41	0.25

Market Commentary

Oil prices actually slipped lower today despite the attack on Israel over the weekend as the event proved less damaging than originally anticipated. Both benchmarks had risen Friday with anticipation of Iran's assault pushing prices to their highest level since October. "The success of the Israeli defense implies that the geopolitical risk has pulled back considerably," said Bob Yawger, director of energy futures at Mizuho bank. Strong U.S retail sales data from the Commerce Department also hindered oil prices, Yawger added, by increasing the likelihood that interest rates in the world's biggest economy would remain higher for longer and reduce demand for oil. All eyes will remain on the Middle East Theater as the market watches for any disruptions in supply. WTI traded down \$.25 or -.3% to close at \$85.41. Brent traded down \$.35 or -.4% to close at \$90.10.

Crude & Product Markets

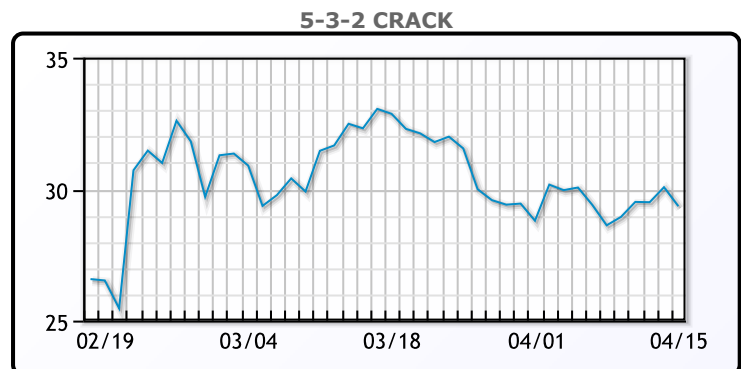
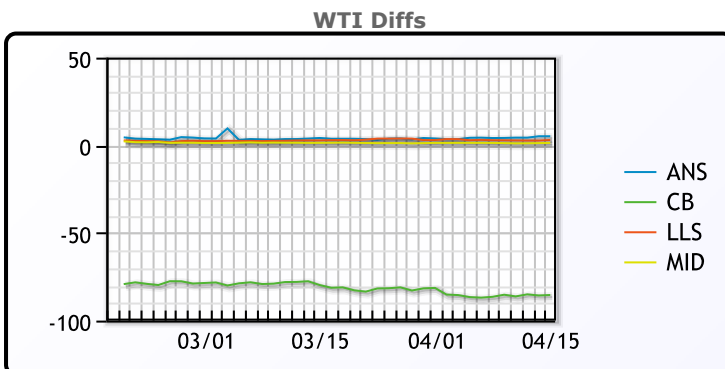


CRUDE

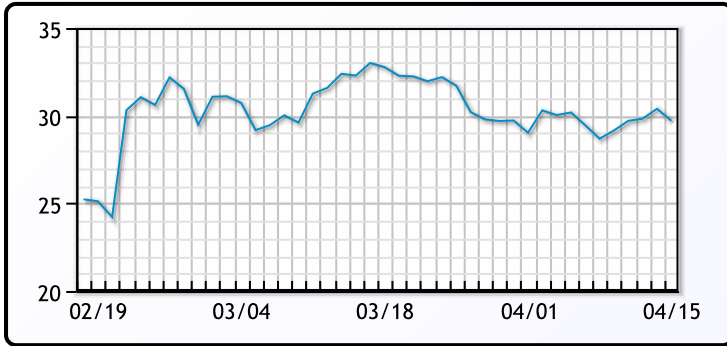
	Last	Week Ago	Month Ago
ANS	90.56	90.59	84.74
BLS	73.2	73.14	68.65
LLS	88.46	88.99	84.04
Mid	86.77	87.33	82.57
WTI	85.41	86.21	81.04

PRODUCTS

	Last	Week Ago	Month Ago
Gulf RBOB	2.6289	2.6466	2.6533
Gulf ULSD	2.5852	2.6356	2.6545
NYH RBOB	2.4779	2.4706	2.4478
NYH ULSD	2.65295	2.6976	2.7245
USGC 3%	71.96	73.54	68.58



3-2-1 Crack



Gulf 3-2-1 Crack



NGLs

MB

	Last	Week Ago	Month Ago
Butane	80.3	85.8	81.3
IsoButane	125.1	134.9	120
Natural Gasoline	164.3	163.3	163.8
Propane	80.4	83.3	79.8

CONWAY

	Last	Week Ago	Month Ago
Butane	89.6	93.5	88.5
IsoButane	135	142	134
Natural Gasoline	161	160.3	159
Propane	76.1	78.5	73.5

MB NON

	Last	Week Ago	Month Ago
Butane	95.3	100.8	96.3
IsoButane	125.1	134.9	120
Natural Gasoline	164.3	163.3	163.8
Propane	79.4	82.5	78.5

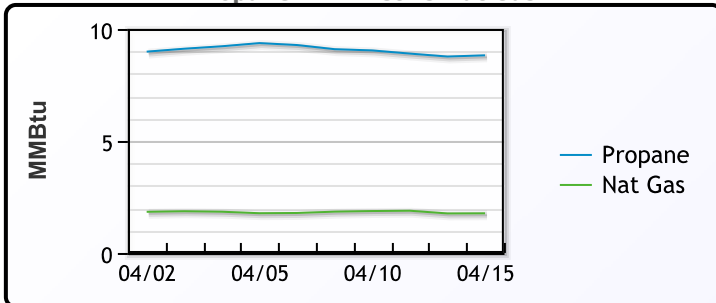
EDMONTON

	Last	Week Ago	Month Ago
Propane	51.3	53	44.8

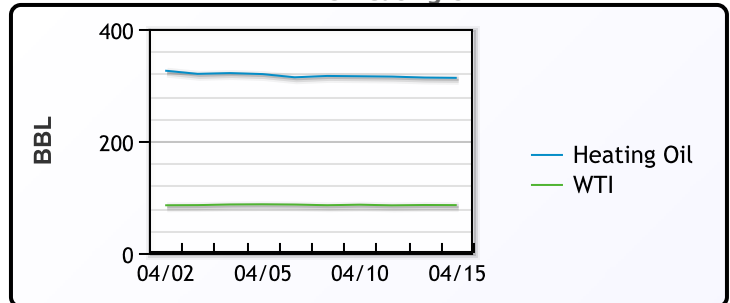
SARNIA

	Last	Week Ago	Month Ago
Propane	90	99.3	92.3

Propane MT.B Tet vs Nat Gas



WTI vs Heating Oil



FX

	Last	Change
CAD	1.3787	-0.0001
DXY	106.183	-0.025
Gold	2380.85	-2.49

RATES

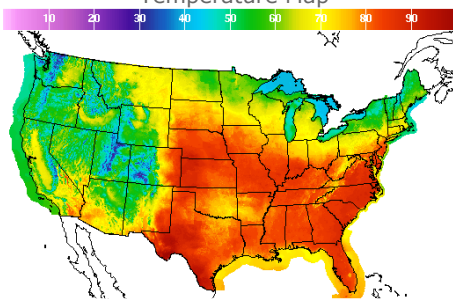
	Last	Change
US 2yr	4.9269	0.0064
US 10yr	4.6096	0.0082
CAN 10yr	3.741	0.092

EQUITIES

	Last	Change
Nasdaq	15885.02	-290.07
TSX	1302.262	-9.335
S&P 500	5061.82	-61.59

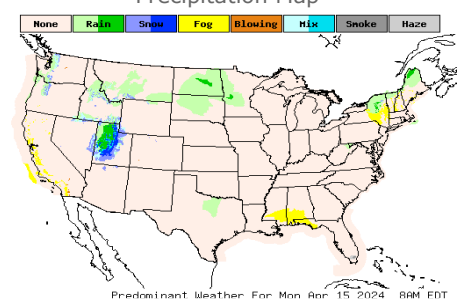
Weather Data

Temperature Map



City	HIGH °F	LOW °F
Calgary	55	35
Conway	61	44
Cushing	77	63
Denver	72	52
Houston	80	68
Mont Belvieu	77	67
Sarnia	57	42
Williston	63	49

Precipitation Map



This report has been prepared by PFL Petroleum Limited personnel for your information only and the views expressed are intended to provide market commentary and are not recommendations. This report is not an offer to sell or a solicitation of any offer to buy any security. The information contained herein has been compiled by PFL from sources believed to be reliable, but no representation or warranty, express or implied, is made by PFL Petroleum Limited, its affiliates or any other person as to its accuracy, completeness or correctness. Copyright 2017 PFL Petroleum Limited. All Rights Reserved