



MARKET DAILY

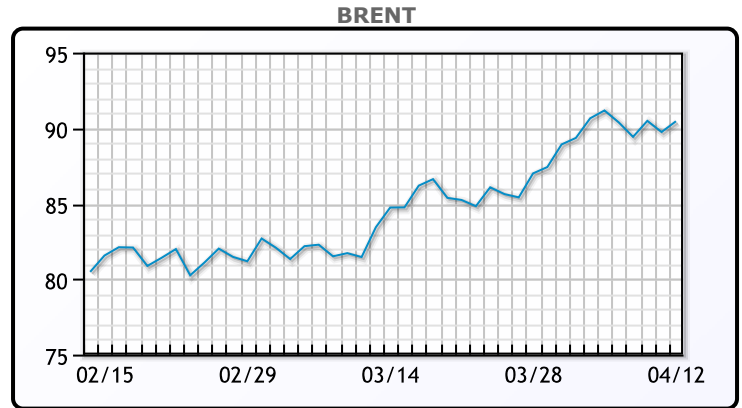
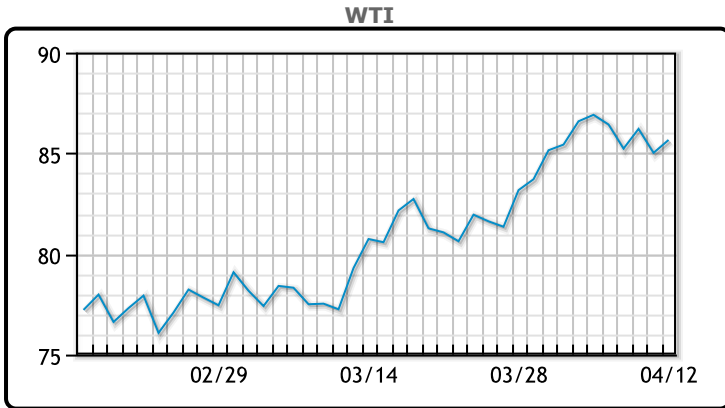
<https://www.pflpetroleum.com>
 1865 Veterans Park Dr. Suite 303
 Naples, Florida 34109
 Phone: 239-390-2885
 Fax: 239-949-0611
 Apr 12, 2024 6:24 PM

Major Energy Futures		
	Settle	Change
Brent	90.45	0.71
Gas Oil	839.5	-1
Natural Gas	1.77	-0.121
RBOB	280.29	-0.75
ULSD	268.51	-4.78
WTI	85.66	0.64

Market Commentary

Oil prices were higher today but still posted a week over week loss as tensions in the Middle East have helped support prices. "The market's main focus is on whether Iran will retaliate against Israel," said Andrew Lipow, president of Lipow Oil Associates, with the fear of supply disruption associated with the events in the Middle East supporting prices. Meanwhile supply chain risks are still front and center as Iran maintains threats to shut down the Suez Canal. Friday's gains erased the previous session's losses, which were dominated by stubborn U.S. inflation that dampened hopes for an interest rate cut as early as June. WTI traded up \$.64 to close at \$85.66. Brent traded up \$.71 to close at \$90.45.

Crude & Product Markets

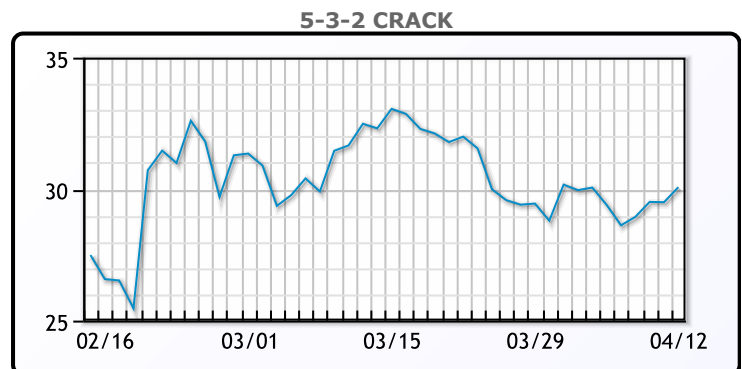
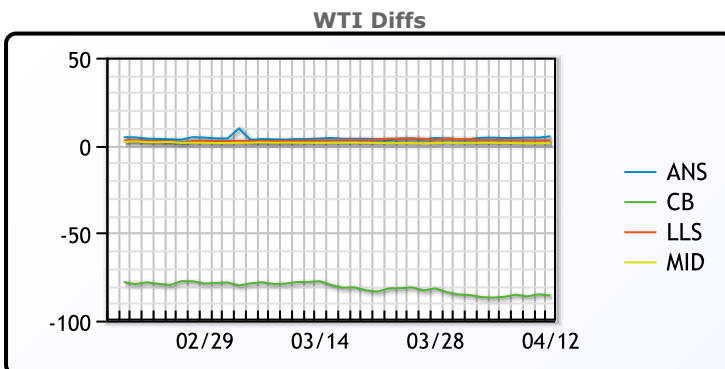


CRUDE

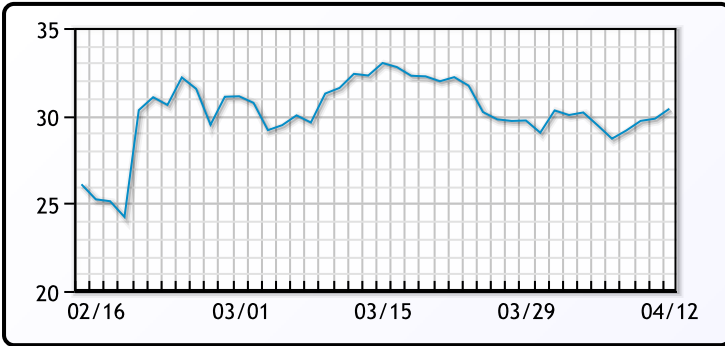
	Last	Week Ago	Month Ago
ANS	90.81	91.27	81.38
BLS	73.2	73.14	68.65
LLS	88.36	90.01	80.36
Mid	86.91	88.31	78.92
WTI	85.66	86.91	77.56

PRODUCTS

	Last	Week Ago	Month Ago
Gulf RBOB	2.6504	2.6526	2.5564
Gulf ULSD	2.6166	2.7045	2.543
NYH RBOB	2.4969	2.4811	2.3239
NYH ULSD	2.6801	2.7685	2.629
USGC 3%	71.57	73.81	67.12



3-2-1 Crack



Gulf 3-2-1 Crack



NGLs

MB

	Last	Week Ago	Month Ago
Butane	91.75	101	88.75
IsoButane	124	139	109
Natural Gasoline	163.5	165.3	158.8
Propane	80.75	85.5	76.375

CONWAY

	Last	Week Ago	Month Ago
Butane	90.5	97	87
IsoButane	132	142.5	132
Natural Gasoline	163	163	153.25
Propane	76.5	80.5	69.5

MB NON

	Last	Week Ago	Month Ago
Butane	95.75	105	93.75
IsoButane	124	139	109
Natural Gasoline	164.25	164.75	158.5
Propane	79.6	84.4	75.9

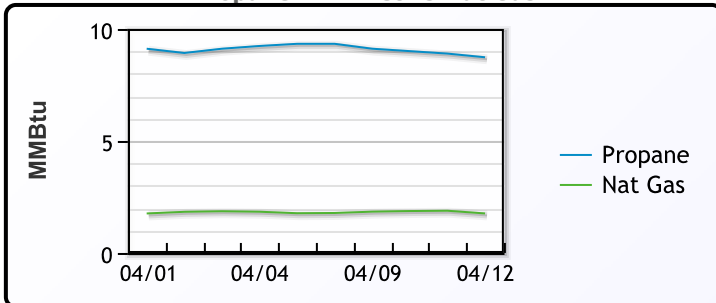
EDMONTON

	Last	Week Ago	Month Ago
Propane	51.5	53.8	39.9

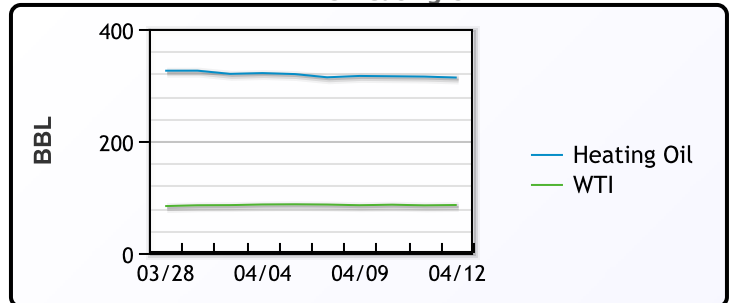
SARNIA

	Last	Week Ago	Month Ago
Propane	95	97.5	95.8

Propane MT.B Tet vs Nat Gas



WTI vs Heating Oil



FX

	Last	Change
CAD	1.3775	0.0086
DXY	106.038	0.756
Gold	2344.37	-28.15

RATES

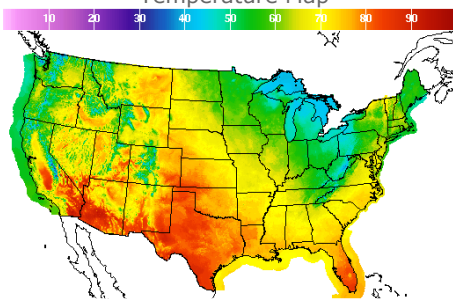
	Last	Change
US 2yr	4.8966	-0.0643
US 10yr	4.5216	-0.0649
CAN 10yr	3.649	-0.081

EQUITIES

	Last	Change
Nasdaq	16175.09	-267.11
TSX	1311.597	-12.262
S&P 500	5123.41	-75.65

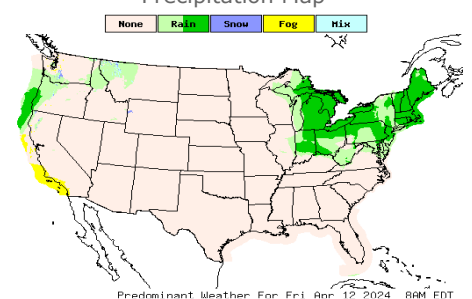
Weather Data

Temperature Map



City	HIGH °F	LOW °F
Calgary	58	36
Conway	58	37
Cushing	80	46
Denver	76	48
Houston	81	61
Mont Belvieu	79	56
Sarnia	45	39
Williston	73	37

Precipitation Map



This report has been prepared by PFL Petroleum Limited personnel for your information only and the views expressed are intended to provide market commentary and are not recommendations. This report is not an offer to sell or a solicitation of any offer to buy any security. The information contained herein has been compiled by PFL from sources believed to be reliable, but no representation or warranty, express or implied, is made by PFL Petroleum Limited, its affiliates or any other person as to its accuracy, completeness or correctness. Copyright 2017 PFL Petroleum Limited. All Rights Reserved