



MARKET DAILY

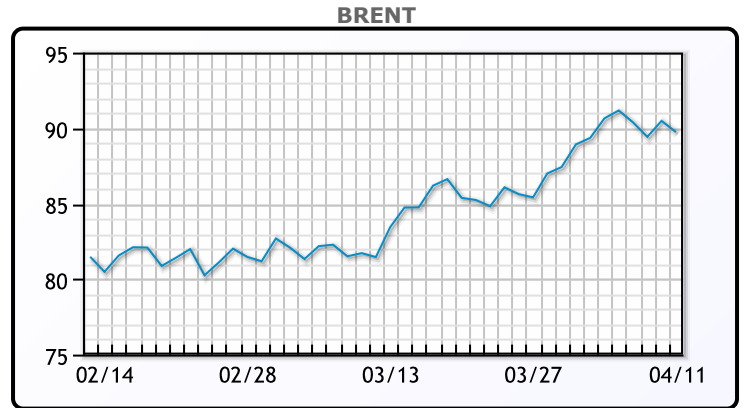
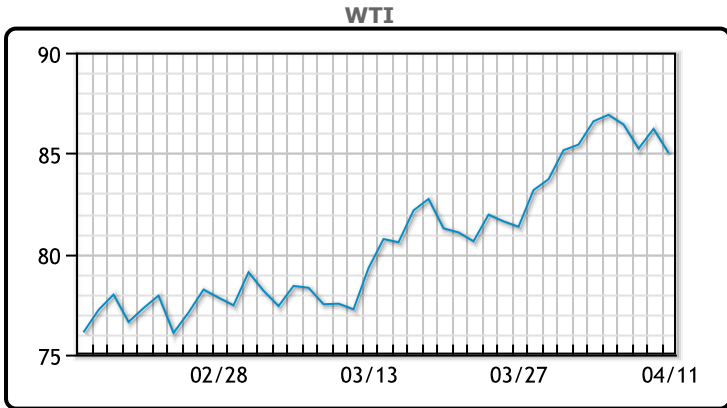
<https://www.pflpetroleum.com>
 1865 Veterans Park Dr. Suite 303
 Naples, Florida 34109
 Phone: 239-390-2885
 Fax: 239-949-0611
 Apr 11, 2024 7:53 PM

Major Energy Futures		
	Settle	Change
Brent	89.74	-0.74
Gas Oil	822.25	-7.5
Natural Gas	1.764	-0.121
RBOB	277.41	-0.75
ULSD	265.98	-4.78
WTI	85.02	-1.19

Market Commentary

Oil prices were lower today as inflation remained persistently higher causing worries about Fed rate cuts. Minutes from the U.S. Federal Reserve showed officials worried that progress on inflation might have stalled and a longer period of tight monetary policy would be needed. Investors who had expected a rate cut in June now see September as a likelier timing, following a third straight consumer inflation reading that exceeded forecasts. Energy strategist at Macquarie Vikas Dwivedi said It will be difficult to maintain Brent above \$90 a barrel in the second half of the year without actual supply disruption associated with geopolitical events. Meanwhile, traders worried that Iran might retaliate for a suspected Israeli air strike on its embassy in Syria on April 1. U.S. Secretary of State Antony Blinken has vowed that the U.S. will stand with Israel against any threats by Iran. WTI traded down \$1.19 or -1.4% to close at \$85.02. Brent traded down \$.74 or -.8% to close at \$89.74.

Crude & Product Markets

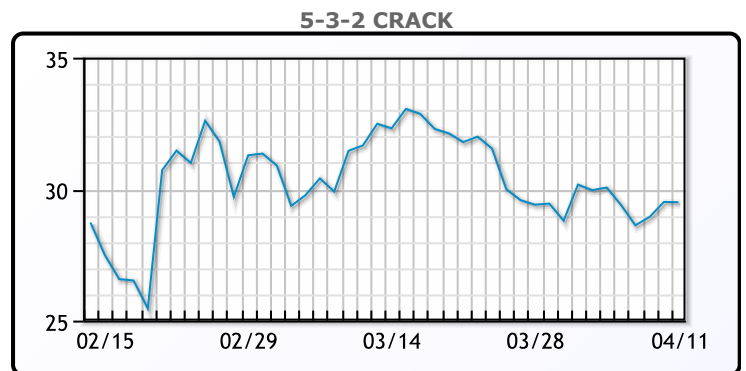
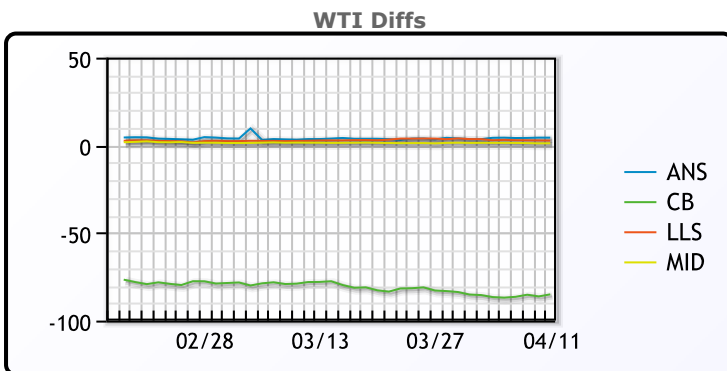


CRUDE

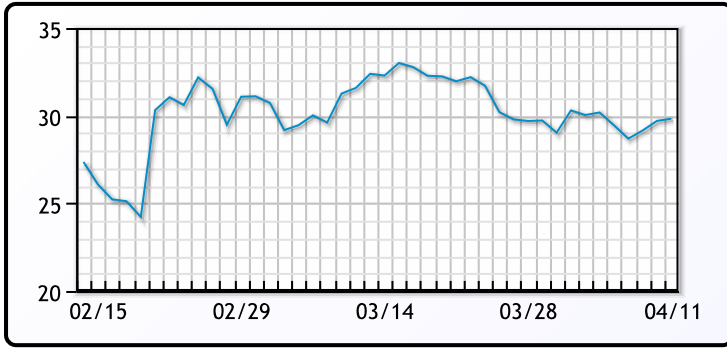
	Last	Week Ago	Month Ago
ANS	89.38	91.27	81.5
BLS	73.2	73.14	68.65
LLS	87.72	90.01	80.69
Mid	86.19	88.31	79.38
WTI	85.02	86.91	77.93

PRODUCTS

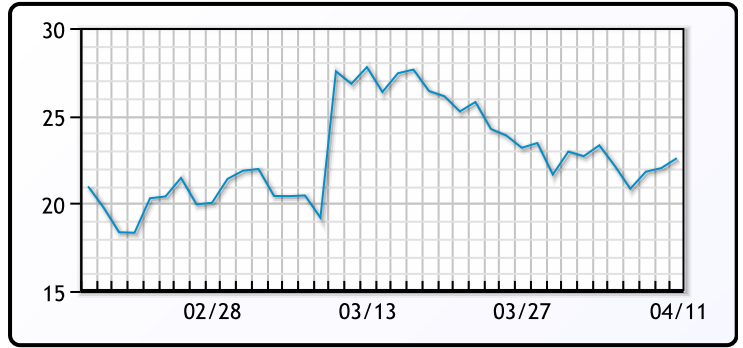
	Last	Week Ago	Month Ago
Gulf RBOB	2.6441	2.6526	2.573
Gulf ULSD	2.5893	2.7045	2.5843
NYH RBOB	2.4626	2.4811	2.3205
NYH ULSD	2.6518	2.7685	2.6668
USGC 3%	71.77	73.81	67.24



3-2-1 Crack



Gulf 3-2-1 Crack



NGLs

MB

	Last	Week Ago	Month Ago
Butane	80.9	94	79.8
IsoButane	117.4	138.5	106.9
Natural Gasoline	161.9	164.8	157.5
Propane	80.3	85.8	76.8

CONWAY

	Last	Week Ago	Month Ago
Butane	90.3	103	87.1
IsoButane	129	144	119
Natural Gasoline	159.1	160.5	153.5
Propane	75.5	80.8	69.9

MB NON

	Last	Week Ago	Month Ago
Butane	95.9	109	94.8
IsoButane	117.4	138.5	106.9
Natural Gasoline	161.9	164.8	157.5
Propane	78.9	85.3	76

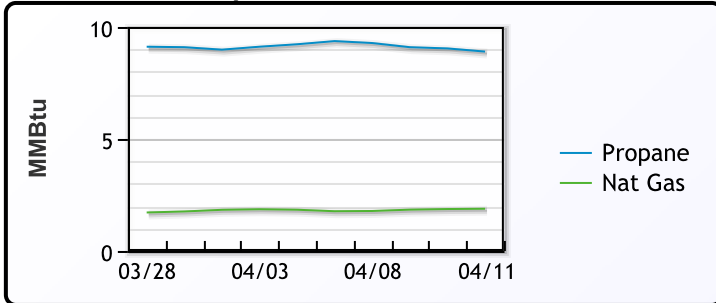
EDMONTON

	Last	Week Ago	Month Ago
Propane	50.5	54	39.9

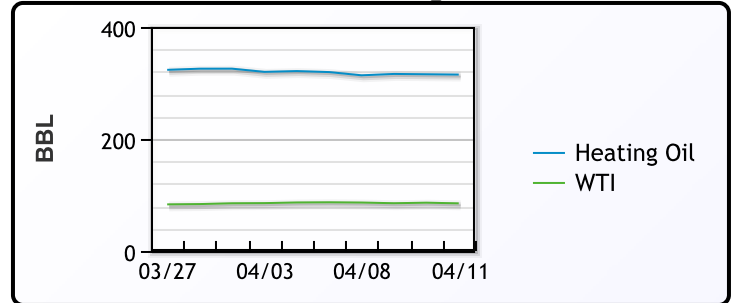
SARNIA

	Last	Week Ago	Month Ago
Propane	96.8	97.5	96.8

Propane MT.B Tet vs Nat Gas



WTI vs Heating Oil



FX

	Last	Change
CAD	1.3687	-0.0002
DXY	105.282	0.037
Gold	2376.43	3.91

RATES

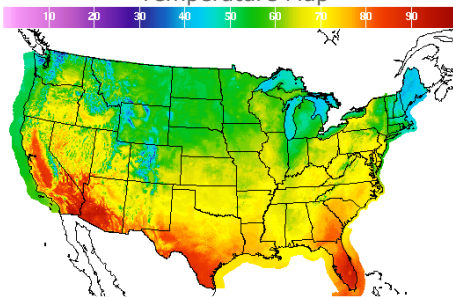
	Last	Change
US 2yr	4.9609	-0.0122
US 10yr	4.5865	0.043
CAN 10yr	3.73	0.035

EQUITIES

	Last	Change
Nasdaq	16442.2	271.84
TSX	1323.859	-5.815
S&P 500	5199.06	38.42

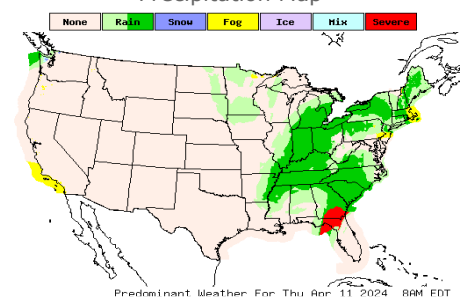
Weather Data

Temperature Map



City	HIGH °F	LOW °F
Calgary	56	32
Conway	55	42
Cushing	66	48
Denver	62	40
Houston	80	59
Mont Belvieu	78	57
Sarnia	53	46
Williston	55	34

Precipitation Map



This report has been prepared by PFL Petroleum Limited personnel for your information only and the views expressed are intended to provide market commentary and are not recommendations. This report is not an offer to sell or a solicitation of any offer to buy any security. The information contained herein has been compiled by PFL from sources believed to be reliable, but no representation or warranty, express or implied, is made by PFL Petroleum Limited, its affiliates or any other person as to its accuracy, completeness or correctness. Copyright 2017 PFL Petroleum Limited. All Rights Reserved