



MARKET DAILY

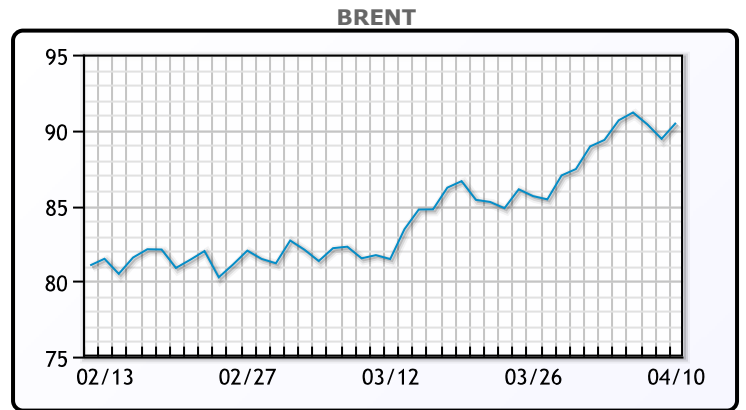
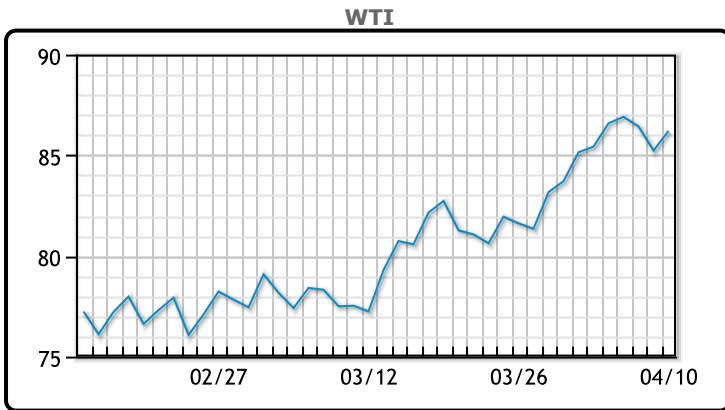
<https://www.pflpetroleum.com>
 1865 Veterans Park Dr. Suite 303
 Naples, Florida 34109
 Phone: 239-390-2885
 Fax: 239-949-0611
 Apr 10, 2024 7:22 PM

Major Energy Futures		
	Settle	Change
Brent	90.48	1.06
Gas Oil	831.25	-10.25
Natural Gas	1.885	0.013
RBOB	278.16	2.6
ULSD	270.76	3.06
WTI	86.21	0.98

Market Commentary

Oil prices were higher today trading up as Middle East tensions continue to flare up. The market saw some potential in negotiations over the last several days but is now concerned again that other countries could be drawn into the conflict. In the western hemisphere Mexico decided to curb crude exports in order to supply domestic refineries. This led to a record low US import of Mexican crude in early April. Meanwhile US crude stocks grew by 5.8MM/bbls, vs a forecasted build of 2.4MM/bbls. Refined products inventories also rose unexpected with gasoline up 700K/bbls and distillate stocks up 1.7MM/bbls. WTI traded up \$.98 or 1.2% to close at \$86.21. Brent traded up \$1.06 or 1.2% to close at \$90.48.

Crude & Product Markets

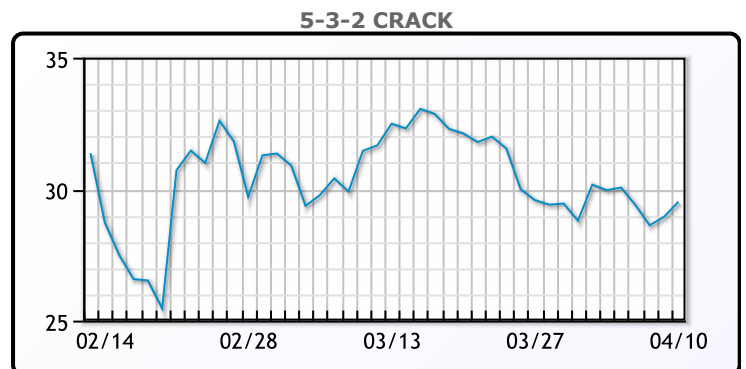
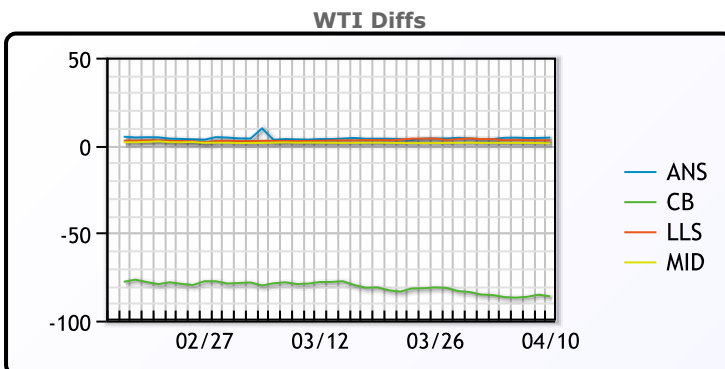


CRUDE

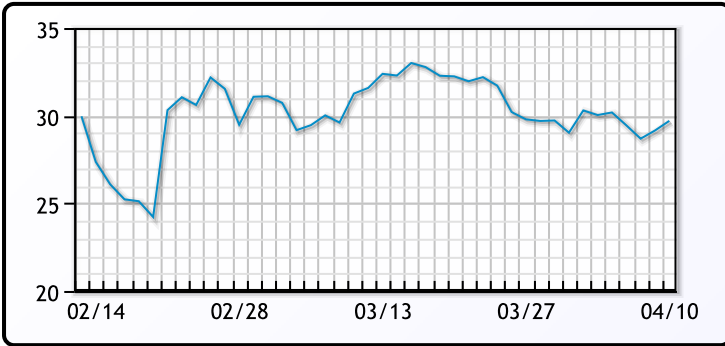
	Last	Week Ago	Month Ago
ANS	90.59	91.27	81.55
BLS	73.2	73.14	68.65
LLS	88.99	90.01	80.61
Mid	87.33	88.31	79.48
WTI	86.21	86.91	78.01

PRODUCTS

	Last	Week Ago	Month Ago
Gulf RBOB	2.6466	2.6526	2.2822
Gulf ULSD	2.6356	2.7045	2.5634
NYH RBOB	2.4706	2.4811	2.2672
NYH ULSD	2.6976	2.7685	2.6759
USGC 3%	73.54	73.81	66.81



3-2-1 Crack



Gulf 3-2-1 Crack



NGLs

MB

	Last	Week Ago	Month Ago
Butane	82.4	90.4	81
IsoButane	118.8	136.4	107.1
Natural Gasoline	162.4	162.8	156.8
Propane	81.5	84.5	79

CONWAY

	Last	Week Ago	Month Ago
Butane	92	96	87.8
IsoButane	129	145.5	119
Natural Gasoline	160.1	160	152
Propane	76.6	79.4	72

MB NON

	Last	Week Ago	Month Ago
Butane	97.4	105.4	96.5
IsoButane	118.8	136.4	107.1
Natural Gasoline	162.4	162.8	156.8
Propane	80.1	84.1	78.3

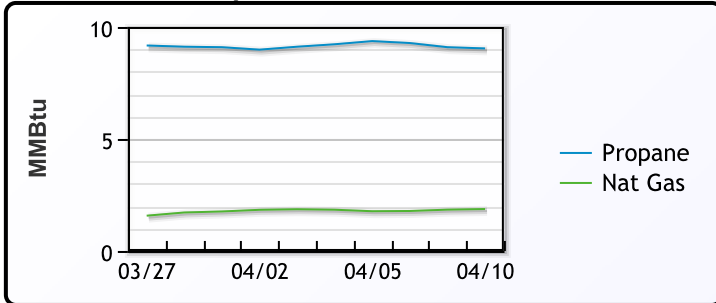
EDMONTON

	Last	Week Ago	Month Ago
Propane	51.6	53.9	42

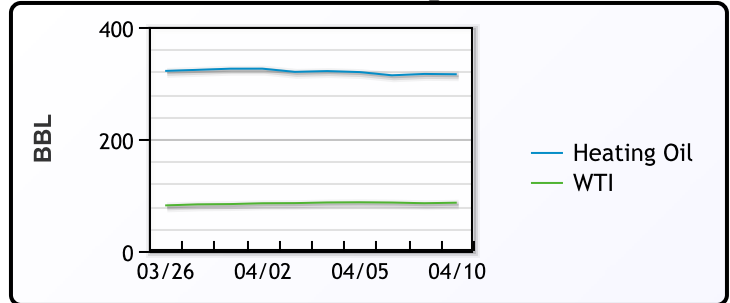
SARNIA

	Last	Week Ago	Month Ago
Propane	98.8	97.5	96.8

Propane MT.B Tet vs Nat Gas



WTI vs Heating Oil



FX

	Last	Change
CAD	1.3686	0.0004
DXY	105.245	1.097
Gold	2335.87	1.83

RATES

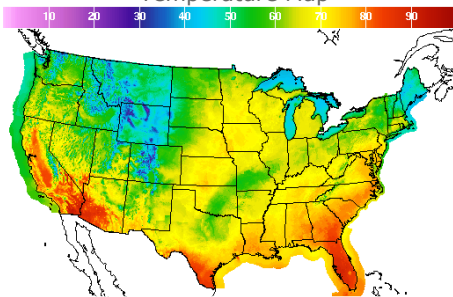
	Last	Change
US 2yr	4.9731	0.2305
US 10yr	4.5435	0.1819
CAN 10yr	3.695	0.139

EQUITIES

	Last	Change
Nasdaq	16170.36	-136.28
TSX	1329.674	-10.603
S&P 500	5160.64	-49.27

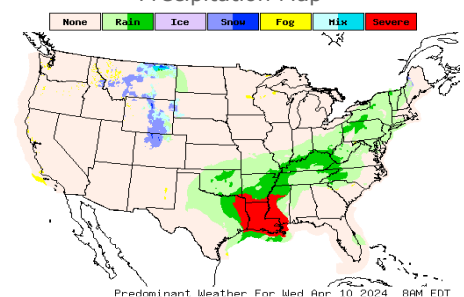
Weather Data

Temperature Map



City	HIGH °F	LOW °F
Calgary	50	31
Conway	60	45
Cushing	64	53
Denver	57	45
Houston	73	61
Mont Belvieu	73	61
Sarnia	57	43
Williston	53	42

Precipitation Map



This report has been prepared by PFL Petroleum Limited personnel for your information only and the views expressed are intended to provide market commentary and are not recommendations. This report is not an offer to sell or a solicitation of any offer to buy any security. The information contained herein has been compiled by PFL from sources believed to be reliable, but no representation or warranty, express or implied, is made by PFL Petroleum Limited, its affiliates or any other person as to its accuracy, completeness or correctness. Copyright 2017 PFL Petroleum Limited. All Rights Reserved