



# MARKET DAILY

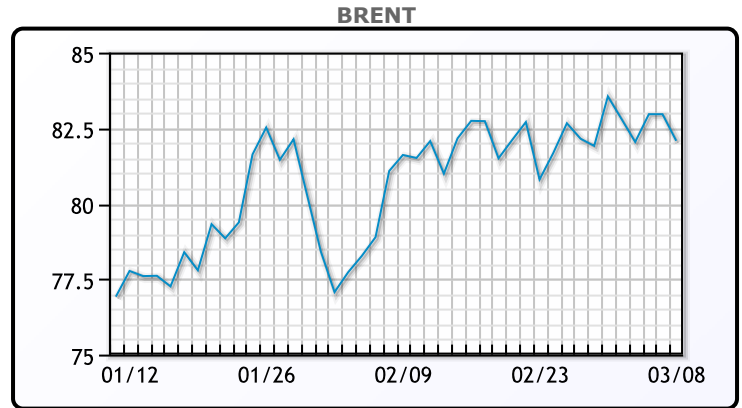
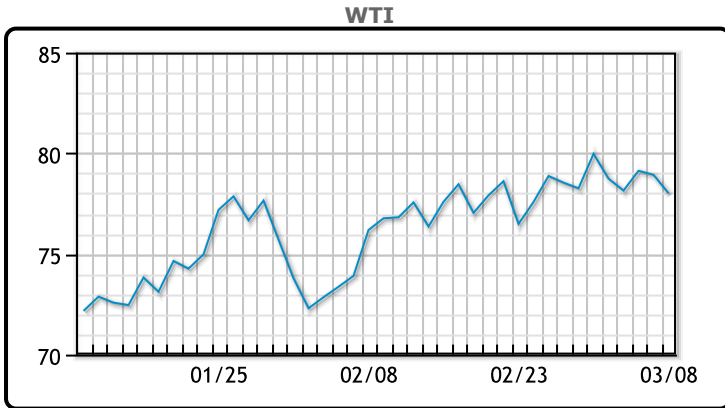
<https://www.pflpetroleum.com>  
 1865 Veterans Park Dr. Suite 303  
 Naples, Florida 34109  
 Phone: 239-390-2885  
 Fax: 239-949-0611  
 Mar 8, 2024 8:49 PM

Major Energy Futures		
	Settle	Change
Brent	82.08	-0.88
Gas Oil	827	7.25
Natural Gas	1.805	-0.111
RBOB	252.72	0.09
ULSD	264.09	3.14
WTI	78.01	-0.92

**Market Commentary**

Oil prices were lower today, falling further for the week as markets remained wary of soft Chinese demand despite OPEC+ extending production cuts. "While supplies have remained on the tighter side given OPEC's production cuts and Russian sanctions slowing exports, demand from China looks to be lagging and U.S. driving season demand has yet to kick in," said Dennis Kissler, senior vice president of trading at BOK Financial. Oil markets have homed in on signals on the timing of possible rate cuts in the U.S. and European Union in the previous two sessions. Lower interest rates could increase oil demand by boosting economic growth. WTI traded down \$.92 or -1.2% to close at \$78.01. Brent traded down \$.88 or -1.1% to close at \$82.08.

## Crude & Product Markets

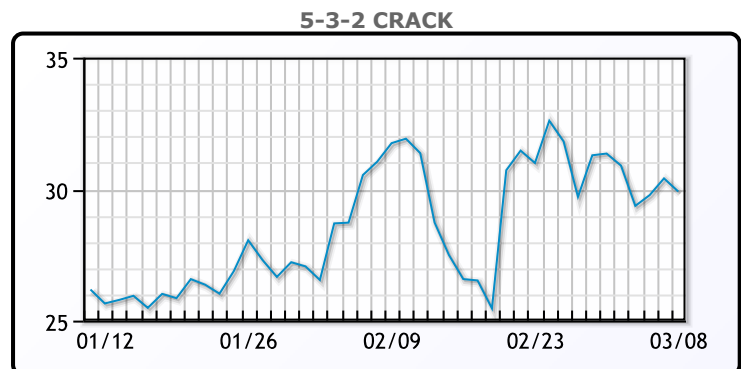
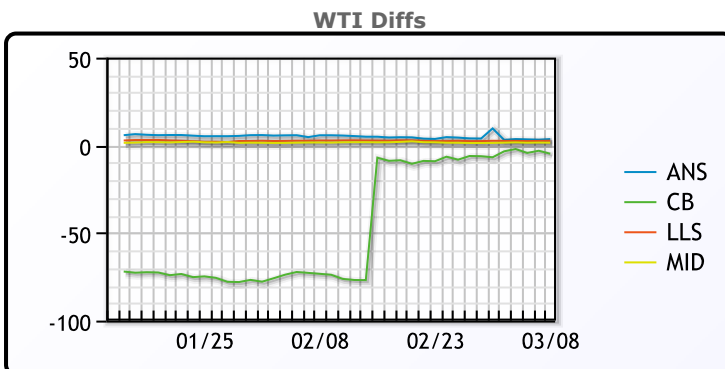


**CRUDE**

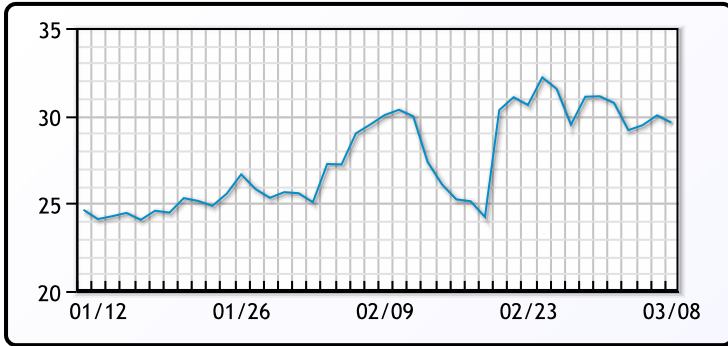
	Last	Week Ago	Month Ago
ANS	81.55	89.59	81.77
BLS	73.2	73.14	68.65
LLS	80.61	82.55	79
Mid	79.48	81.32	77.95
WTI	78.01	79.97	76.22

**PRODUCTS**

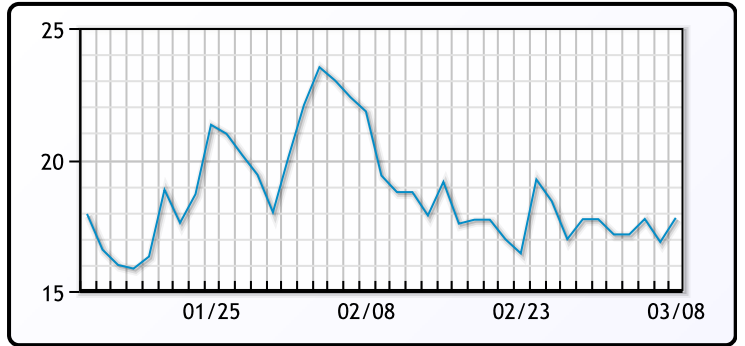
	Last	Week Ago	Month Ago
Gulf RBOB	2.2822	2.4054	2.282
Gulf ULSD	2.5634	2.6472	2.8533
NYH RBOB	2.2672	2.2794	2.292
NYH ULSD	2.6759	2.7437	2.8833
USGC 3%	66.81	67.48	68.62



3-2-1 Crack



Gulf 3-2-1 Crack



NGLs

MB

	Last	Week Ago	Month Ago
Butane	81	84	98.5
IsoButane	107.1	113.8	111.1
Natural Gasoline	156.8	161.5	155.1
Propane	79	86	90.1

CONWAY

	Last	Week Ago	Month Ago
Butane	87.8	95.8	101.8
IsoButane	119	135.5	126
Natural Gasoline	152	156.5	148.5
Propane	72	80.5	87.1

MB NON

	Last	Week Ago	Month Ago
Butane	96.5	102	106
IsoButane	107.1	113.8	111.1
Natural Gasoline	156.8	161.5	155.1
Propane	78.3	78.3	90.4

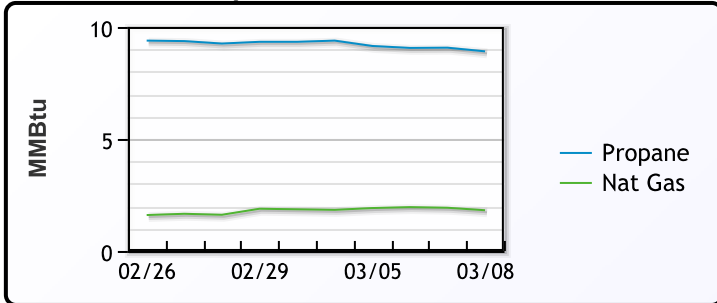
EDMONTON

	Last	Week Ago	Month Ago
Propane	42	56	60.8

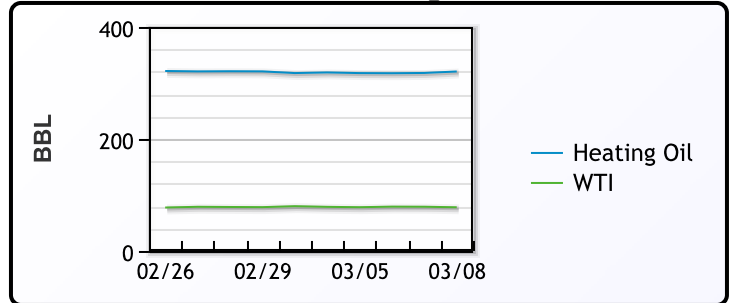
SARNIA

	Last	Week Ago	Month Ago
Propane	96.8	103.3	111.5

Propane MT.B Tet vs Nat Gas



WTI vs Heating Oil



FX

	Last	Change
CAD	1.3483	0.0024
DXY	102.712	-0.111
Gold	2178.95	18.97

RATES

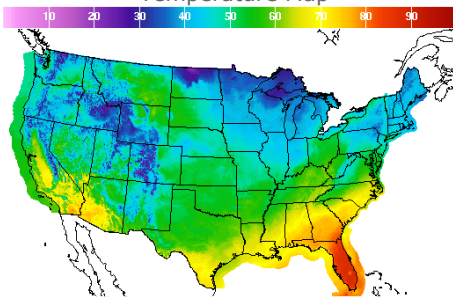
	Last	Change
US 2yr	4.4735	-0.0279
US 10yr	4.0749	-0.0078
CAN 10yr	3.33	-0.03

EQUITIES

	Last	Change
Nasdaq	16085.11	-188.27
TSX	1311.89	-2.58
S&P 500	5123.69	-33.67

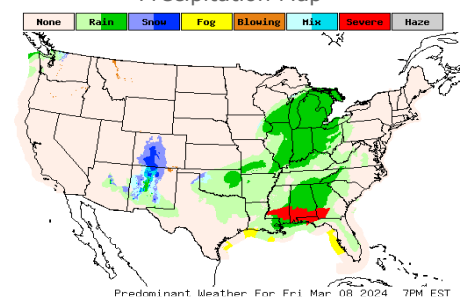
Weather Data

Temperature Map



City	HIGH °F	LOW °F
Calgary	44	13
Conway	26	7
Cushing	59	38
Denver	32	26
Houston	85	68
Mont Belvieu	79	67
Sarnia	50	38
Williston	29	1

Precipitation Map



This report has been prepared by PFL Petroleum Limited personnel for your information only and the views expressed are intended to provide market commentary and are not recommendations. This report is not an offer to sell or a solicitation of any offer to buy any security. The information contained herein has been compiled by PFL from sources believed to be reliable, but no representation or warranty, express or implied, is made by PFL Petroleum Limited, its affiliates or any other person as to its accuracy, completeness or correctness. Copyright 2017 PFL Petroleum Limited. All Rights Reserved