



# MARKET DAILY

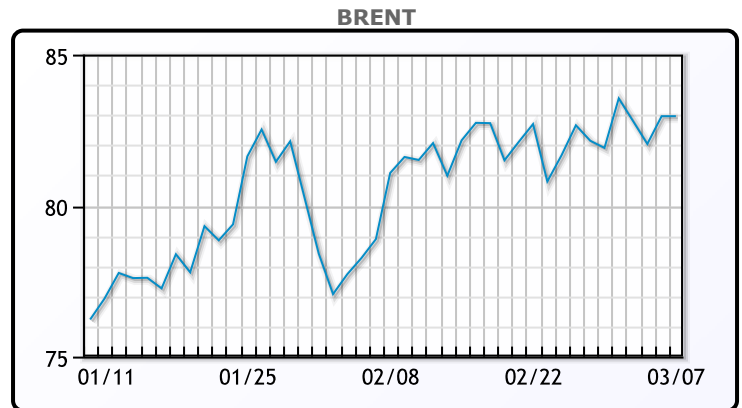
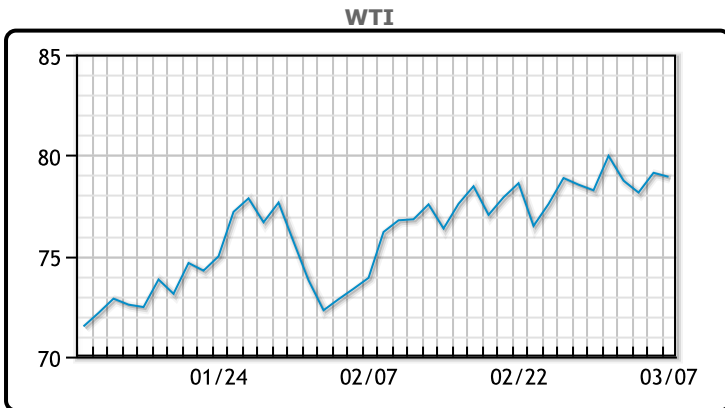
<https://www.pflpetroleum.com>  
 1865 Veterans Park Dr. Suite 303  
 Naples, Florida 34109  
 Phone: 239-390-2885  
 Fax: 239-949-0611  
 Mar 7, 2024 8:22 PM

Major Energy Futures		
	Settle	Change
Brent	82.96	0
Gas Oil	845	7.25
Natural Gas	1.818	-0.111
RBOB	255.48	0.09
ULSD	269.47	3.14
WTI	78.93	-0.20

**Market Commentary**

Oil prices were mostly flat today as markets weighed new economic data from China against increasing supply from the Western Hemisphere. China's import and export growth beat estimates, suggesting global trade is turning a corner. Despite the positive days overall crude imports to China have been falling. "The import numbers were down substantially because they are not willing to pay full price for barrels," said Bob Yawger, director of energy futures at Mizuho. The lack of Chinese demand failed to impress the market, he said. Brent was flat today at \$82.96. WTI traded down \$0.20 to close at \$78.93.

## Crude & Product Markets

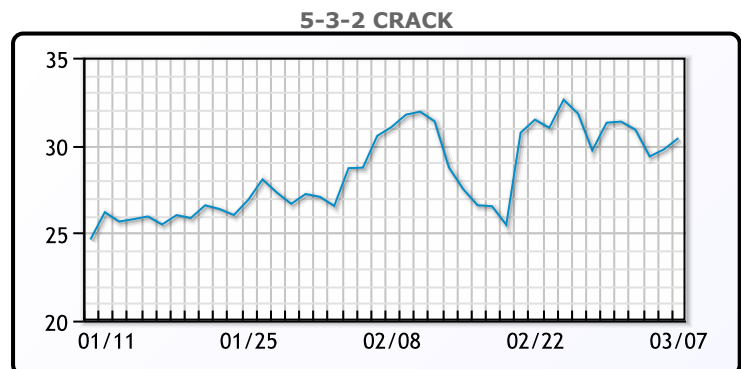
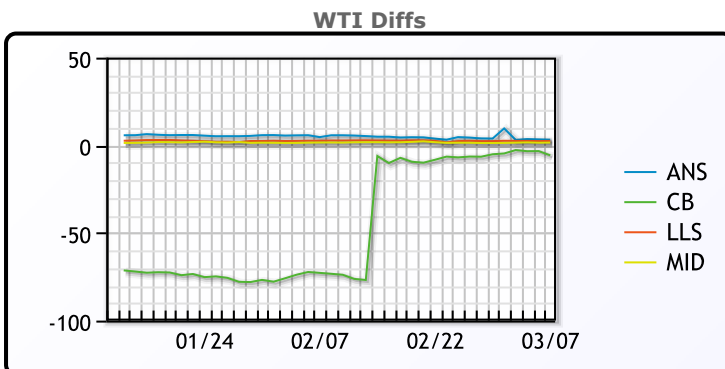


**CRUDE**

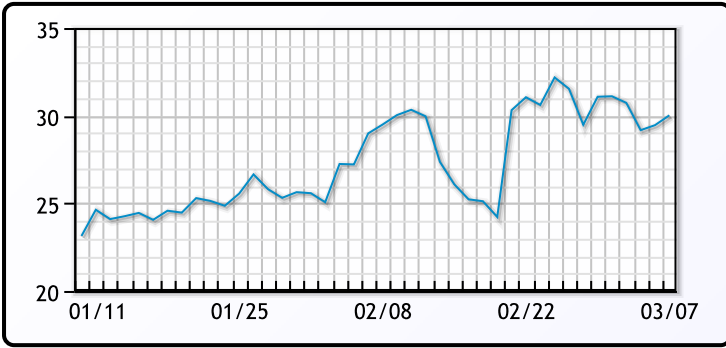
	Last	Week Ago	Month Ago
ANS	82.14	89.59	79.58
BLS	73.2	73.14	68.65
LLS	81.43	82.55	76.56
Mid	80.48	81.32	75.41
WTI	78.93	79.97	73.86

**PRODUCTS**

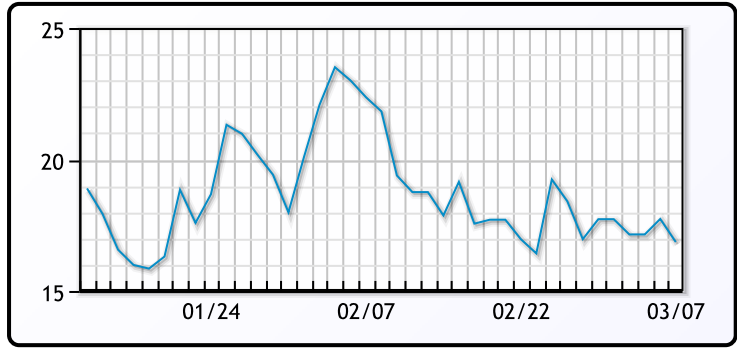
	Last	Week Ago	Month Ago
Gulf RBOB	2.3248	2.4054	2.198
Gulf ULSD	2.6272	2.6472	2.7585
NYH RBOB	2.2948	2.2794	2.2135
NYH ULSD	2.7147	2.7437	2.8077
USGC 3%	67.52	67.48	66.22



**3-2-1 Crack**



**Gulf 3-2-1 Crack**



**NGLs**

**MB**

	Last	Week Ago	Month Ago
Butane	82.5	91.4	97.6
IsoButane	106.1	110	109.5
Natural Gasoline	158.5	159.6	149.5
Propane	81.6	85.5	90.3

**CONWAY**

	Last	Week Ago	Month Ago
Butane	90.8	97	100
IsoButane	123	142.5	126
Natural Gasoline	154.1	155.5	141.9
Propane	74.8	79.1	86.6

**MB NON**

	Last	Week Ago	Month Ago
Butane	97.5	106.4	105.1
IsoButane	106.1	110	109.5
Natural Gasoline	158.5	159.6	149.5
Propane	80.3	85.8	91.8

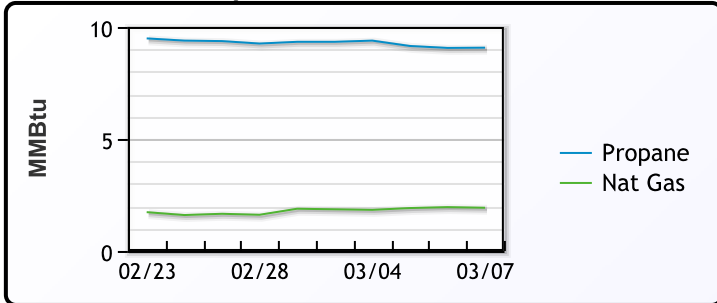
**EDMONTON**

	Last	Week Ago	Month Ago
Propane	44.8	50.6	62

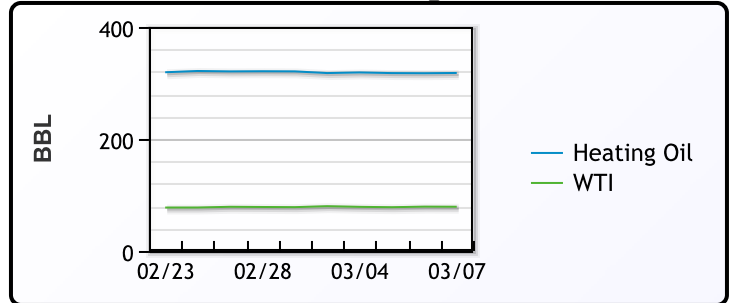
**SARNIA**

	Last	Week Ago	Month Ago
Propane	98.5	104.5	114

**Propane MT.B Tet vs Nat Gas**



**WTI vs Heating Oil**



**FX**

	Last	Change
CAD	1.3457	-0.0002
DXY	102.778	-0.045
Gold	2159.93	-0.05

**RATES**

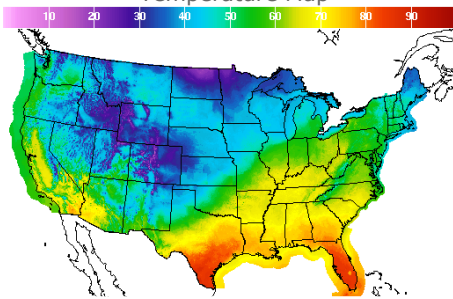
	Last	Change
US 2yr	4.5097	0.0083
US 10yr	4.0904	0.0077
CAN 10yr	3.36	0.009

**EQUITIES**

	Last	Change
Nasdaq	16273.38	241.84
TSX	1314.47	12.205
S&P 500	5157.36	52.6

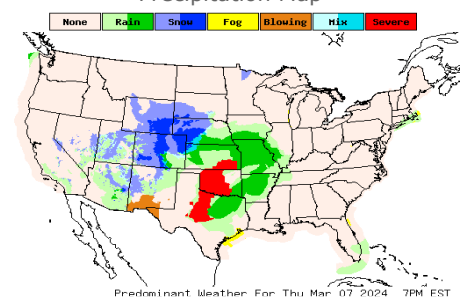
**Weather Data**

**Temperature Map**



City	HIGH °F	LOW °F
Calgary	29	3
Conway	19	9
Cushing	75	57
Denver	44	33
Houston	79	64
Mont Belvieu	74	62
Sarnia	45	34
Williston	16	-5

**Precipitation Map**



This report has been prepared by PFL Petroleum Limited personnel for your information only and the views expressed are intended to provide market commentary and are not recommendations. This report is not an offer to sell or a solicitation of any offer to buy any security. The information contained herein has been compiled by PFL from sources believed to be reliable, but no representation or warranty, express or implied, is made by PFL Petroleum Limited, its affiliates or any other person as to its accuracy, completeness or correctness. Copyright 2017 PFL Petroleum Limited. All Rights Reserved