



MARKET DAILY

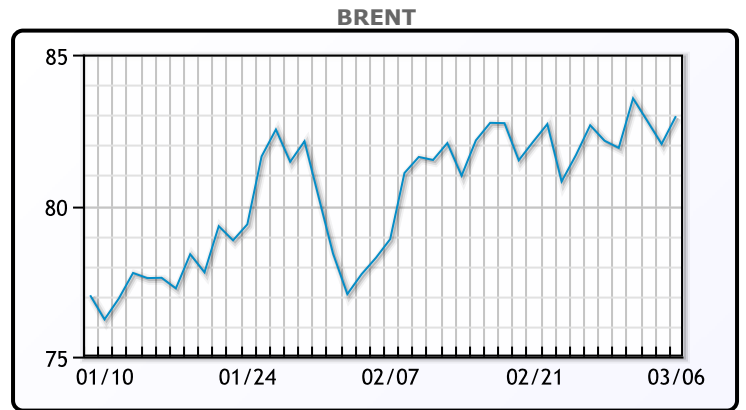
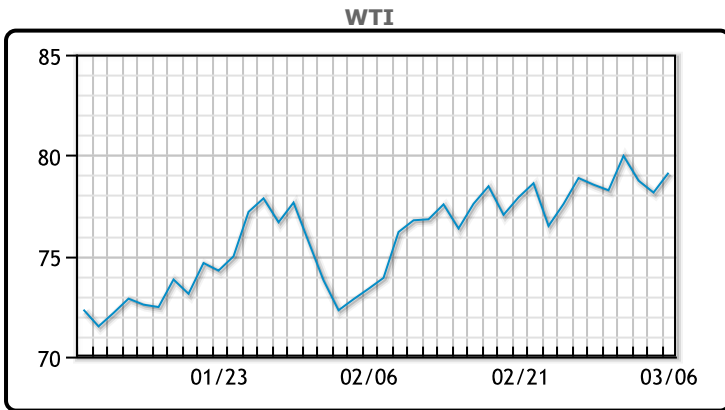
<https://www.pflpetroleum.com>
 1865 Veterans Park Dr. Suite 303
 Naples, Florida 34109
 Phone: 239-390-2885
 Fax: 239-949-0611
 Mar 6, 2024 7:49 PM

Major Energy Futures		
	Settle	Change
Brent	82.96	0.92
Gas Oil	837.75	-6.25
Natural Gas	1.929	-0.028
RBOB	255.39	2.11
ULSD	266.33	5.68
WTI	79.13	0.98

Market Commentary

Oil prices were higher today edging up about 1% on a smaller-than-expected build in U.S. crude inventories, a big withdrawal from distillate and gasoline stocks. Crude stocks had a build of 1.4MM/bbls compared to a forecasted build of 2.1MM/bbls. "The draw down in gasoline and distillates has the market's attention. This is a wake up call that we have a very tight market," Price Futures Group analyst Phil Flynn said. Also supporting prices was the Fed's comments about interest rate cuts. In remarks prepared for Congress, U.S. Federal Reserve Chair Jerome Powell said the central bank still expects to reduce its benchmark interest rate later this year, though policymakers still needed "greater confidence" in inflation's continued decline. WTI traded up \$.98 or 1.3% to settle at \$79.13. Brent traded up \$.92 or 1.1% to close at \$82.96.

Crude & Product Markets

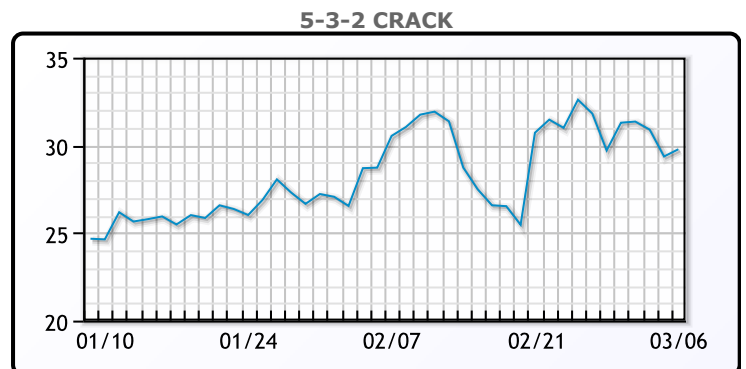
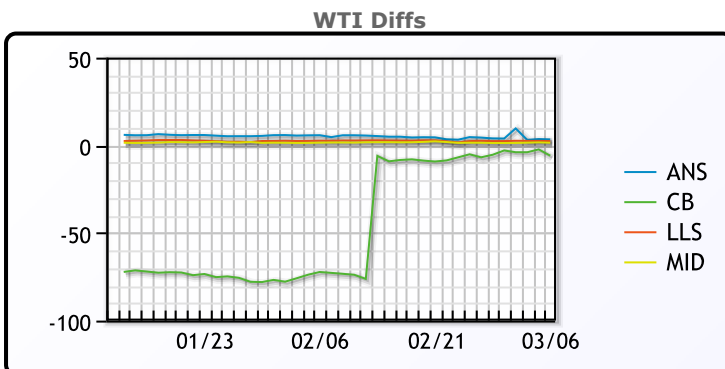


CRUDE

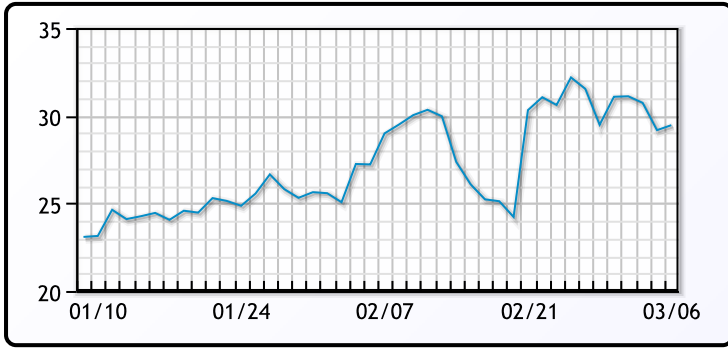
	Last	Week Ago	Month Ago
ANS	82.49	89.59	79.03
BLS	73.2	73.14	68.65
LLS	81.53	82.55	76.02
Mid	80.6	81.32	74.91
WTI	79.13	79.97	73.31

PRODUCTS

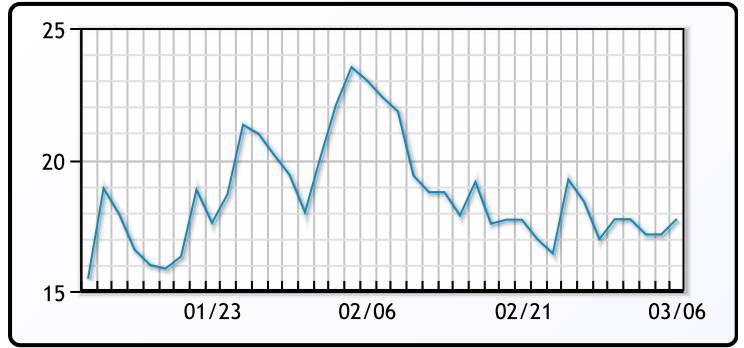
	Last	Week Ago	Month Ago
Gulf RBOB	2.3414	2.4054	2.1558
Gulf ULSD	2.5983	2.6472	2.6827
NYH RBOB	2.2889	2.2794	2.1708
NYH ULSD	2.6808	2.7437	2.7352
USGC 3%	66.92	67.48	63.74



3-2-1 Crack



Gulf 3-2-1 Crack



NGLs

MB

	Last	Week Ago	Month Ago
Butane	83.3	89.8	97.1
IsoButane	106.3	108.5	111.6
Natural Gasoline	159.3	158.8	146
Propane	83.1	85.5	90.8

CONWAY

	Last	Week Ago	Month Ago
Butane	91.5	95.3	100
IsoButane	127	135	125
Natural Gasoline	155	153	141.3
Propane	75.9	79	86.5

MB NON

	Last	Week Ago	Month Ago
Butane	98.3	104.8	104.6
IsoButane	106.3	108.5	111.6
Natural Gasoline	159.3	158.8	146
Propane	82.1	85.5	92.5

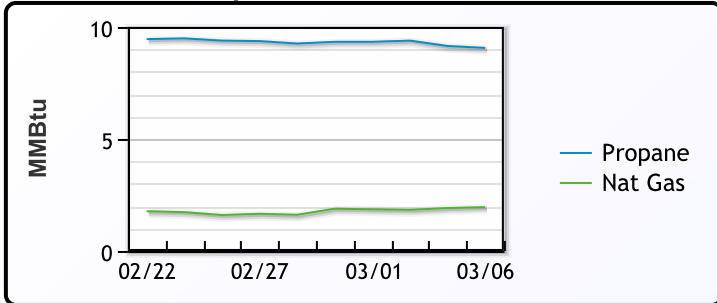
EDMONTON

	Last	Week Ago	Month Ago
Propane	45.9	49.5	61.5

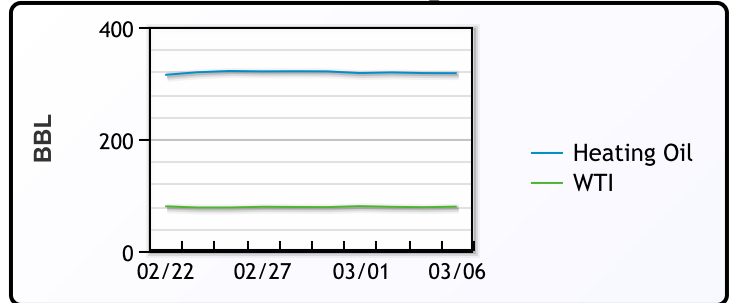
SARNIA

	Last	Week Ago	Month Ago
Propane	103.3	104.5	114

Propane MT.B Tet vs Nat Gas



WTI vs Heating Oil



FX

	Last	Change
CAD	1.3518	0.0004
DXY	103.369	-0.429
Gold	2148.18	0

RATES

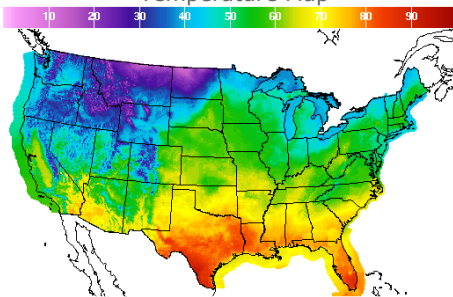
	Last	Change
US 2yr	4.562	0.0084
US 10yr	4.1117	0.0097
CAN 10yr	3.351	-0.011

EQUITIES

	Last	Change
Nasdaq	16031.54	91.95
TSX	1302.265	3.12
S&P 500	5104.76	26.11

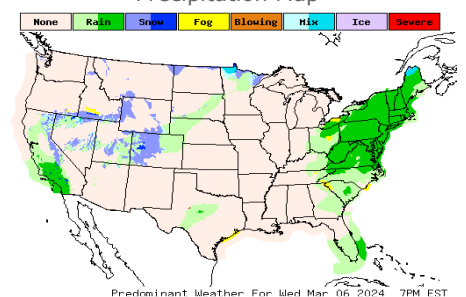
Weather Data

Temperature Map



City	HIGH °F	LOW °F
Calgary	17	3
Conway	30	13
Cushing	64	42
Denver	56	37
Houston	80	64
Mont Belvieu	75	62
Sarnia	38	36
Williston	20	5

Precipitation Map



This report has been prepared by PFL Petroleum Limited personnel for your information only and the views expressed are intended to provide market commentary and are not recommendations. This report is not an offer to sell or a solicitation of any offer to buy any security. The information contained herein has been compiled by PFL from sources believed to be reliable, but no representation or warranty, express or implied, is made by PFL Petroleum Limited, its affiliates or any other person as to its accuracy, completeness or correctness. Copyright 2017 PFL Petroleum Limited. All Rights Reserved