



MARKET DAILY

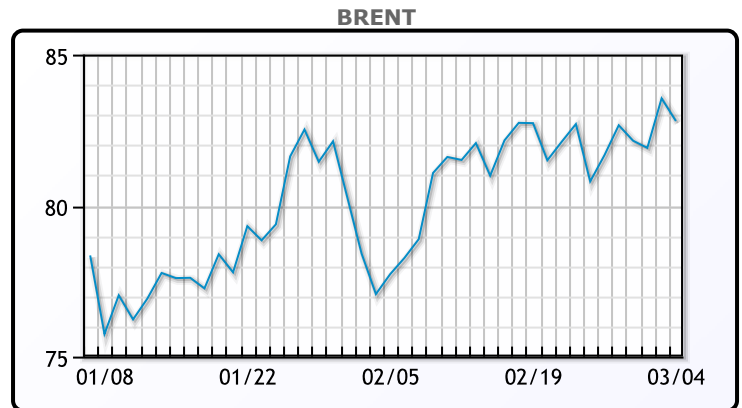
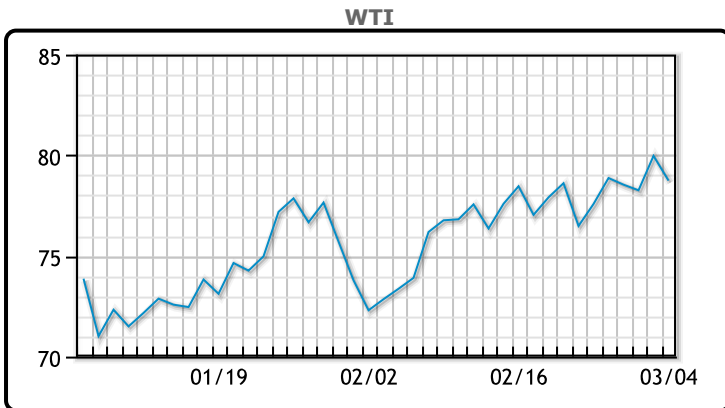
<https://www.pflpetroleum.com>
 1865 Veterans Park Dr. Suite 303
 Naples, Florida 34109
 Phone: 239-390-2885
 Fax: 239-949-0611
 Mar 5, 2024 8:17 PM

| Major Energy Futures | | |
|----------------------|--------|--------|
| | Settle | Change |
| Brent | 82.04 | -0.76 |
| Gas Oil | 828.5 | 25.25 |
| Natural Gas | 1.916 | 0.081 |
| RBOB | 258.57 | -2.87 |
| ULSD | 264.72 | -5.7 |
| WTI | 78.15 | -0.59 |

Market Commentary

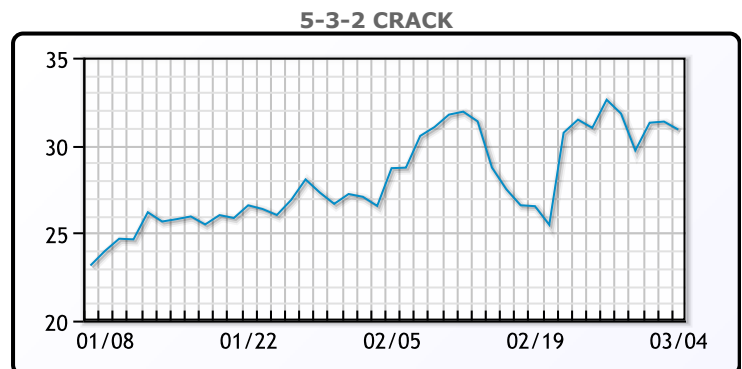
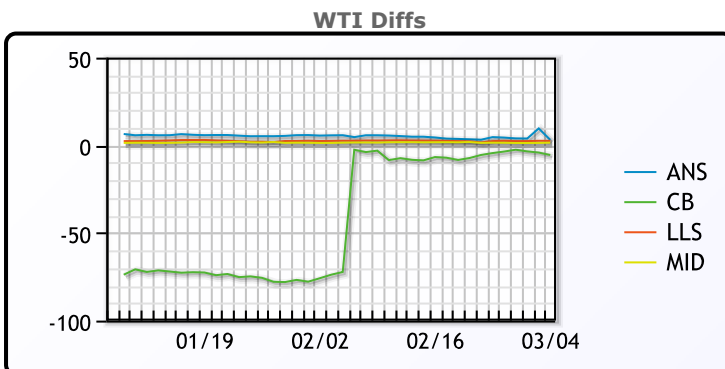
Oil prices were lower today as declining risk appetite hit financial assets across the board. Risk off sentiment in the broader financial markets weighed on prices. A weaker dollar provided some support for prices on easing growth in the services sector. "Beyond that, the market is really just looking for the next headline here, with the upcoming storage reports in focus," Mizuho analyst Robert Yawger said. WTI traded down \$.59 or -.8% to close at \$78.15. Brent traded down \$.76 or -.9% to close at \$82.04

Crude & Product Markets

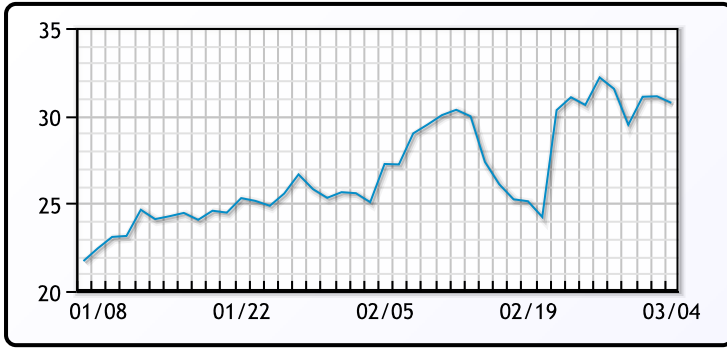


| CRUDE | | | |
|-------|-------|----------|-----------|
| | Last | Week Ago | Month Ago |
| ANS | 81.82 | 82.47 | 78.03 |
| BLS | 73.2 | 73.14 | 68.65 |
| LLS | 81.24 | 80.92 | 74.88 |
| Mid | 80.24 | 79.86 | 73.78 |
| WTI | 78.74 | 78.54 | 72.28 |

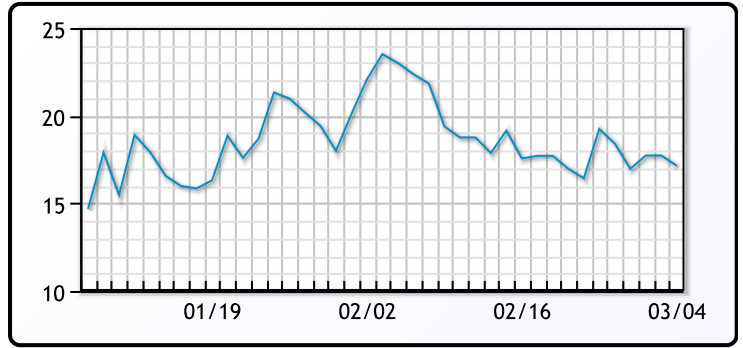
| PRODUCTS | | | |
|-----------|--------|----------|-----------|
| | Last | Week Ago | Month Ago |
| Gulf RBOB | 2.3957 | 2.3237 | 2.095 |
| Gulf ULSD | 2.5797 | 2.5635 | 2.6035 |
| NYH RBOB | 2.2907 | 2.2035 | 2.101 |
| NYH ULSD | 2.6747 | 2.6678 | 2.659 |
| USGC 3% | 66.85 | 67.28 | 61.57 |



3-2-1 Crack



Gulf 3-2-1 Crack



NGLs

MB

| | Last | Week Ago | Month Ago |
|------------------|-------|----------|-----------|
| Butane | 82 | 87 | 96 |
| IsoButane | 105.8 | 104.4 | 111 |
| Natural Gasoline | 160.9 | 155.5 | 145.8 |
| Propane | 83.8 | 85.8 | 92.3 |

CONWAY

| | Last | Week Ago | Month Ago |
|------------------|-------|----------|-----------|
| Butane | 92 | 94 | 104.5 |
| IsoButane | 135.5 | 119 | 139.5 |
| Natural Gasoline | 156 | 148 | 140 |
| Propane | 77.1 | 79.5 | 85.8 |

MB NON

| | Last | Week Ago | Month Ago |
|------------------|-------|----------|-----------|
| Butane | 97.8 | 102 | 103.5 |
| IsoButane | 105.8 | 104.4 | 111 |
| Natural Gasoline | 160.9 | 155.5 | 145.8 |
| Propane | 80.8 | 86.3 | 95 |

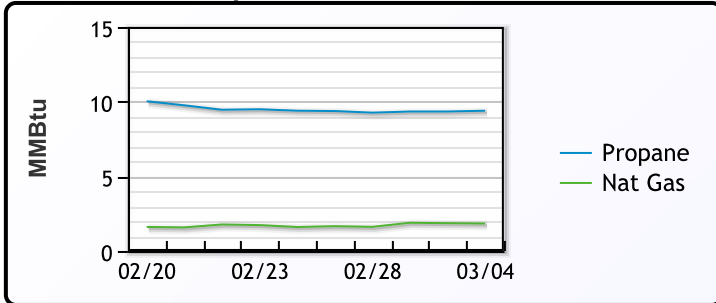
EDMONTON

| | Last | Week Ago | Month Ago |
|---------|------|----------|-----------|
| Propane | 47.1 | 52.5 | 61.8 |

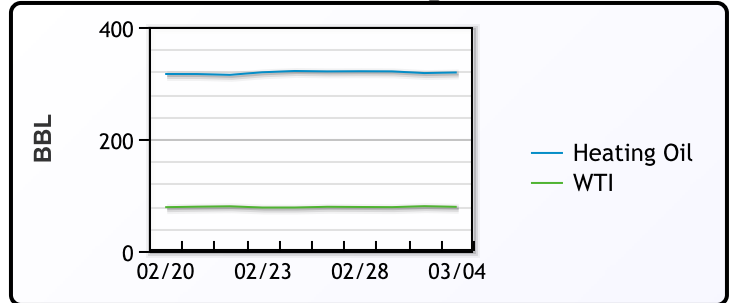
SARNIA

| | Last | Week Ago | Month Ago |
|---------|-------|----------|-----------|
| Propane | 103.3 | 104.5 | 114 |

Propane MT.B Tet vs Nat Gas



WTI vs Heating Oil



FX

| | Last | Change |
|------|---------|--------|
| CAD | 1.3576 | 0.0002 |
| DXY | 103.832 | -0.029 |
| Gold | 2114.79 | 0.31 |

RATES

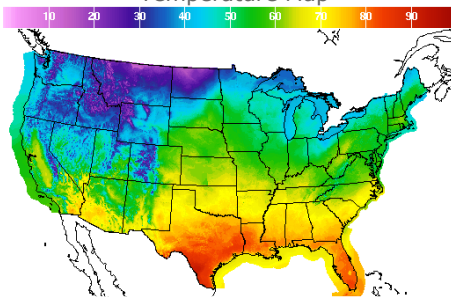
| | Last | Change |
|----------|--------|--------|
| US 2yr | 4.5997 | -0.002 |
| US 10yr | 4.215 | 0.0019 |
| CAN 10yr | 3.452 | 0.025 |

EQUITIES

| | Last | Change |
|---------|----------|--------|
| Nasdaq | 16207.51 | -67.43 |
| TSX | 1297.85 | -2.877 |
| S&P 500 | 5130.95 | -6.13 |

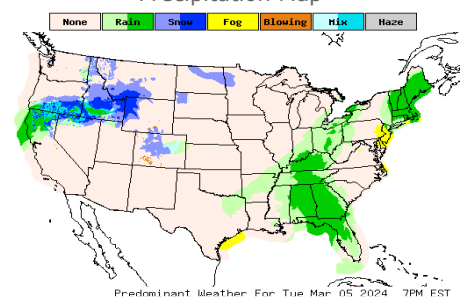
Weather Data

Temperature Map



| City | HIGH °F | LOW °F |
|--------------|---------|--------|
| Calgary | 10 | 0 |
| Conway | 21 | 9 |
| Cushing | 64 | 45 |
| Denver | 45 | 30 |
| Houston | 85 | 66 |
| Mont Belvieu | 77 | 64 |
| Sarnia | 54 | 38 |
| Williston | 16 | 0 |

Precipitation Map



This report has been prepared by PFL Petroleum Limited personnel for your information only and the views expressed are intended to provide market commentary and are not recommendations. This report is not an offer to sell or a solicitation of any offer to buy any security. The information contained herein has been compiled by PFL from sources believed to be reliable, but no representation or warranty, express or implied, is made by PFL Petroleum Limited, its affiliates or any other person as to its accuracy, completeness or correctness. Copyright 2017 PFL Petroleum Limited. All Rights Reserved