



# MARKET DAILY

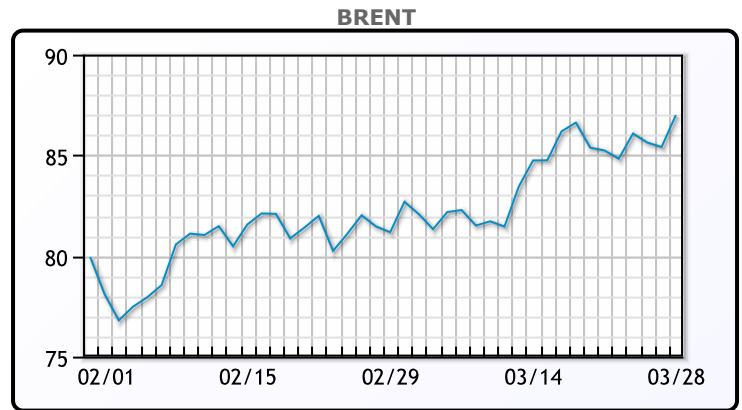
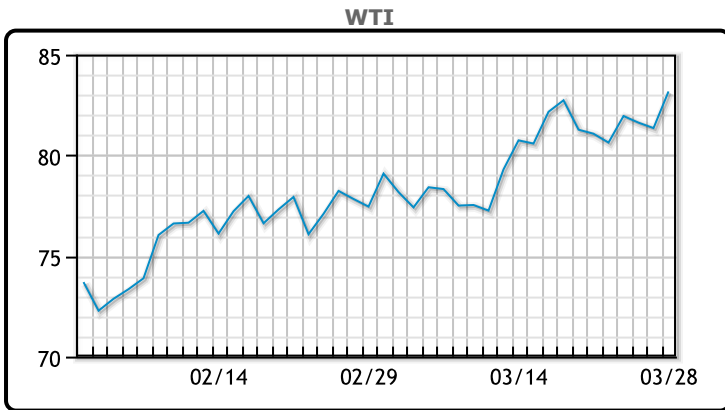
<https://www.pflpetroleum.com>  
 1865 Veterans Park Dr. Suite 303  
 Naples, Florida 34109  
 Phone: 239-390-2885  
 Fax: 239-949-0611  
 Mar 28, 2024 7:31 PM

Major Energy Futures		
	Settle	Change
Brent	87.00	1.58
Gas Oil	817	-4
Natural Gas	1.763	-0.07
RBOB	272.06	-1.34
ULSD	262.27	-1.34
WTI	83.17	1.82

**Market Commentary**

Oil prices rose today closing out the month higher on the prospect of OPEC+ continuing to keep production cuts in place. Speaking about yesterday's jump in Crude inventories "We ... expect U.S. inventories to rise less than normal in reflection of a global oil market in a slight deficit," SEB analyst Bjarne Schieldrop said. "This will likely hand support to the Brent crude oil price going forward." Meanwhile, the US economy grew at a 3.4% annualized rate in the fourth quarter, higher than the previously reported 3.2% pace. Inflation data for now seems to be affirming the case the Fed to hold off on rate cuts but Jerome Powell is already hinting at cutting in the next cycle. WTI traded up \$1.82 or 2.2% to close at \$83.17. Brent settled may at \$87.48/bbl, the highest level since Oct. 27th, gaining \$1.39 or 1.6% on the day. The more active contract traded up \$1.58 to close at \$87.00.

## Crude & Product Markets

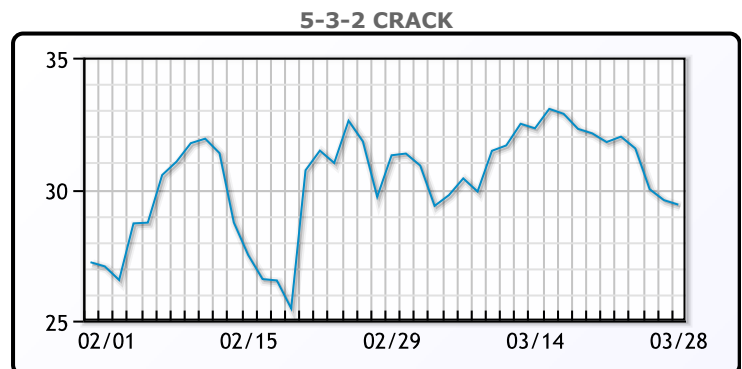
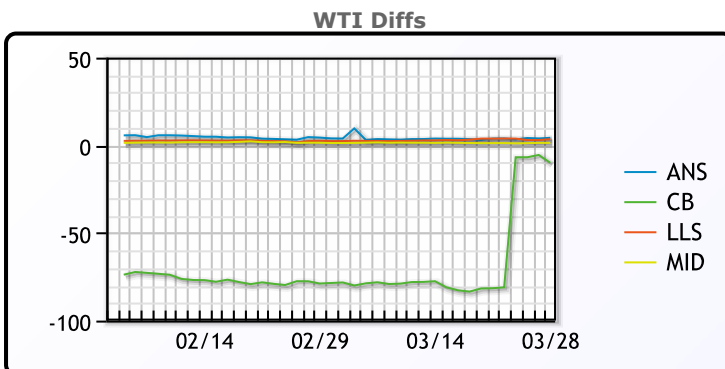


**CRUDE**

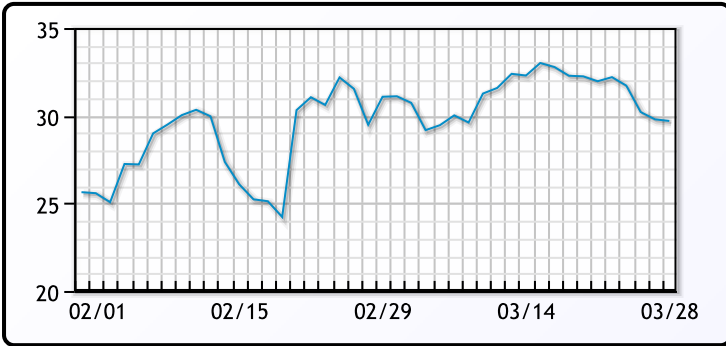
	Last	Week Ago	Month Ago
ANS	87.44	84.91	82.47
BLS	73.2	73.14	68.65
LLS	86.67	84.89	80.92
Mid	84.55	82.31	79.86
WTI	83.17	81.04	78.54

**PRODUCTS**

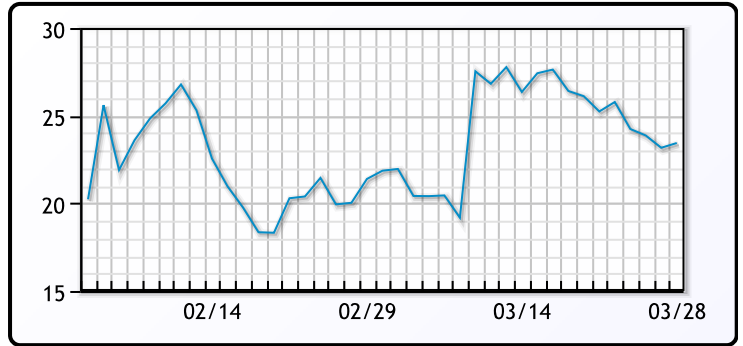
	Last	Week Ago	Month Ago
Gulf RBOB	2.6321	2.667	2.3237
Gulf ULSD	2.5514	2.571	2.5635
NYH RBOB	2.4331	2.4408	2.2035
NYH ULSD	2.6202	2.6384	2.6678
USGC 3%	72.4	71.53	67.28



**3-2-1 Crack**



**Gulf 3-2-1 Crack**



**NGLs**

**MB**

	Last	Week Ago	Month Ago
Butane	81.8	84.5	89.8
IsoButane	122.4	126.5	108.5
Natural Gasoline	161.8	162.4	158.8
Propane	83.3	83.4	85.5

**MB NON**

	Last	Week Ago	Month Ago
Butane	96.8	99.5	104.8
IsoButane	122.4	126.5	108.5
Natural Gasoline	161.8	162.4	158.8
Propane	82.3	81.9	85.5

**CONWAY**

	Last	Week Ago	Month Ago
Butane	93.3	93	95.3
IsoButane	132	135	135
Natural Gasoline	157	157.5	153
Propane	78.5	77.8	79

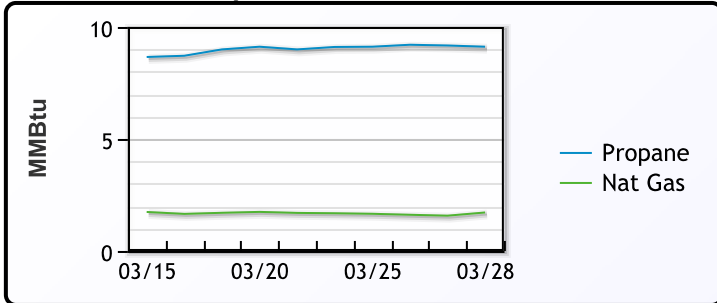
**EDMONTON**

	Last	Week Ago	Month Ago
Propane	52.5	49.6	49.5

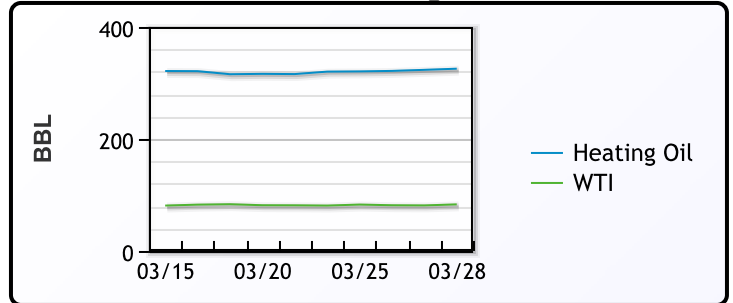
**SARNIA**

	Last	Week Ago	Month Ago
Propane	98	96	104.5

**Propane MT.B Tet vs Nat Gas**



**WTI vs Heating Oil**



**FX**

	Last	Change
CAD	1.3538	-0.0002
DXY	104.546	0.198
Gold	2229.87	35.08

**RATES**

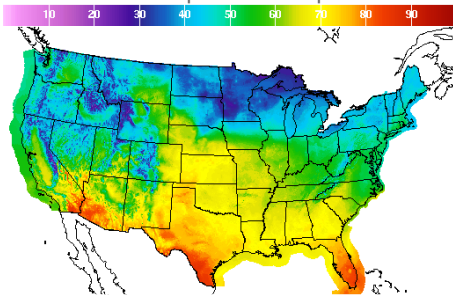
	Last	Change
US 2yr	4.62	0.0518
US 10yr	4.2003	0.01
CAN 10yr	3.468	0.028

**EQUITIES**

	Last	Change
Nasdaq	16379.46	-20.06
TSX	1333.697	3.625
S&P 500	5254.35	5.86

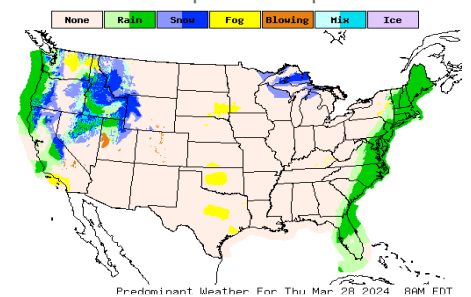
**Weather Data**

**Temperature Map**



City	HIGH °F	LOW °F
Calgary	30	23
Conway	37	17
Cushing	69	38
Denver	63	35
Houston	75	55
Mont Belvieu	70	51
Sarnia	45	30
Williston	37	11

**Precipitation Map**



This report has been prepared by PFL Petroleum Limited personnel for your information only and the views expressed are intended to provide market commentary and are not recommendations. This report is not an offer to sell or a solicitation of any offer to buy any security. The information contained herein has been compiled by PFL from sources believed to be reliable, but no representation or warranty, express or implied, is made by PFL Petroleum Limited, its affiliates or any other person as to its accuracy, completeness or correctness. Copyright 2017 PFL Petroleum Limited. All Rights Reserved