



MARKET DAILY

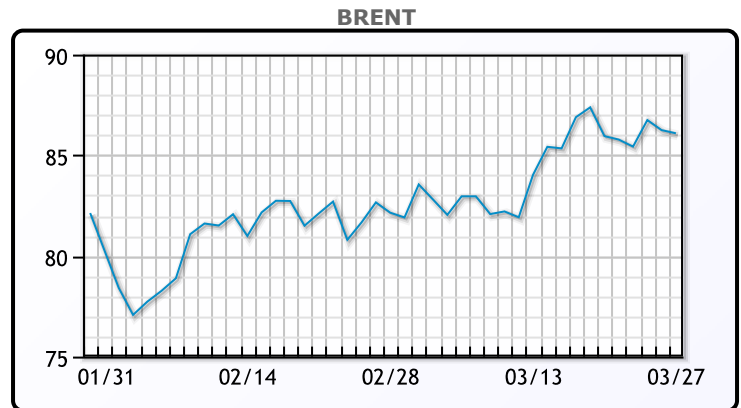
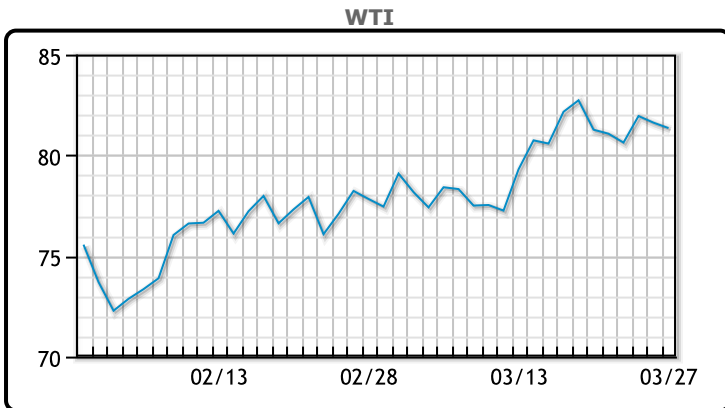
<https://www.pflpetroleum.com>
 1865 Veterans Park Dr. Suite 303
 Naples, Florida 34109
 Phone: 239-390-2885
 Fax: 239-949-0611
 Mar 27, 2024 5:46 PM

Major Energy Futures		
	Settle	Change
Brent	86.09	0.06
Gas Oil	813.5	-12.75
Natural Gas	1.718	-0.001
RBOB	268.47	-4.78
ULSD	259.86	-5.68
WTI	81.35	-0.27

Market Commentary

Oil prices were lower today on a stronger dollar and surprise jump in crude inventories. Both contracts have been under selling pressure since hitting four month highs last week. US crude inventories rose by 3.2MM/bbls, versus a forecasted decline of 1.3MM/bbls. Gasoline inventories rose by 1.3MM/bbls versus an expected drop of 1.7MM/bbls. Gasoline demand meanwhile fell for a second straight week to 8.7MM/bpd. "Considering the fact that we're only making crude oil to make gasoline basically, that is a bearish development," said Robert Yawger, director of energy futures at Mizuho. WTI traded down \$0.27 or -0.3% to close at \$81.35. Front month Brent traded down \$0.16 or -0.2% to close at \$86.09.

Crude & Product Markets

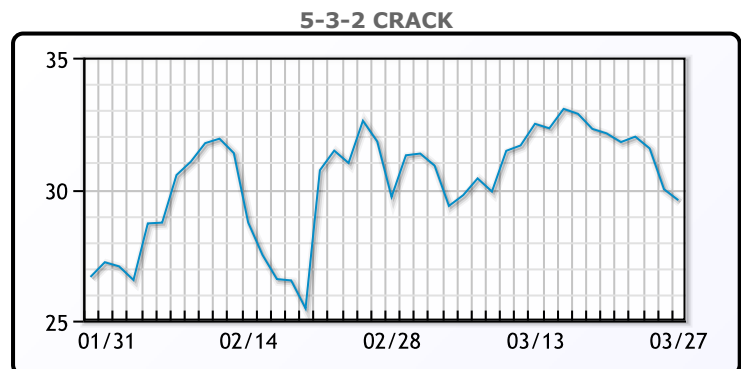
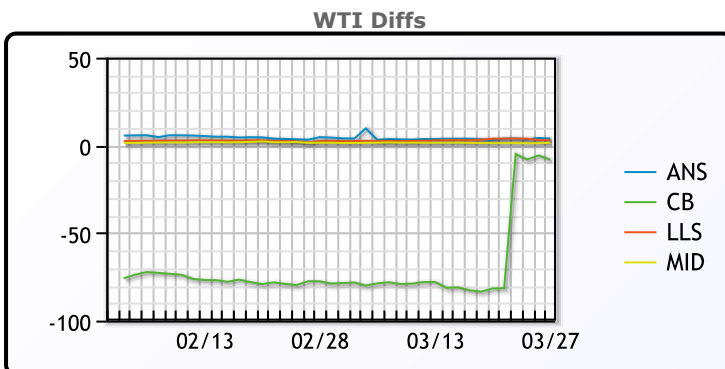


CRUDE

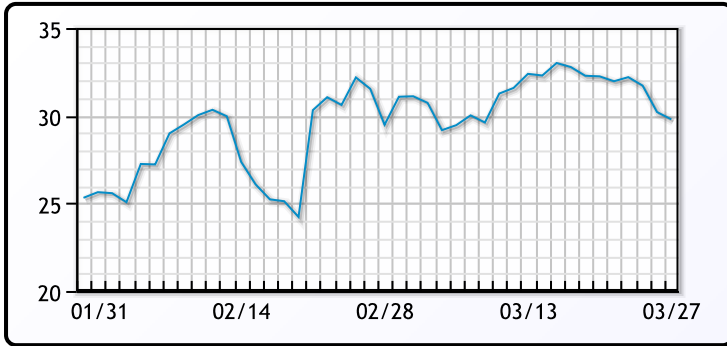
	Last	Week Ago	Month Ago
ANS	85.22	84.91	83.26
BLS	73.2	73.14	68.65
LLS	84.35	84.89	81.42
Mid	82.73	82.31	80.31
WTI	81.35	81.04	78.87

PRODUCTS

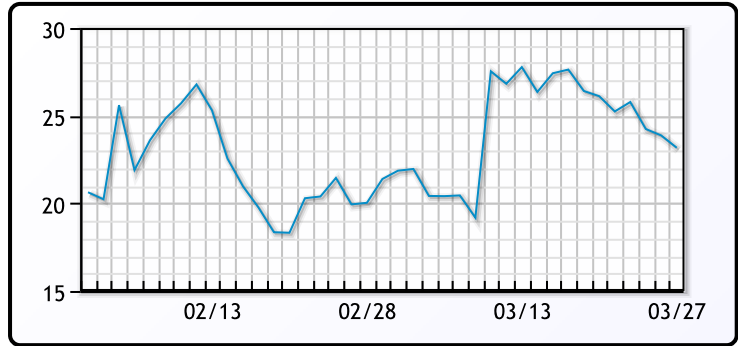
	Last	Week Ago	Month Ago
Gulf RBOB	2.5844	2.667	2.2944
Gulf ULSD	2.5305	2.571	2.6512
NYH RBOB	2.3847	2.4408	2.2819
NYH ULSD	2.5811	2.6384	2.7435
USGC 3%	70.86	68.58	66.61



3-2-1 Crack



Gulf 3-2-1 Crack



NGLs

MB

	Last	Week Ago	Month Ago
Butane	89	84	87.9
IsoButane	122.9	128	105.4
Natural Gasoline	160	163	158.1
Propane	83.5	82.4	84.8

CONWAY

	Last	Week Ago	Month Ago
Butane	94.5	92.3	94.5
IsoButane	132	134.5	128
Natural Gasoline	155	156.1	151.5
Propane	78.5	76.3	78.5

MB NON

	Last	Week Ago	Month Ago
Butane	99	99	102.9
IsoButane	122.9	128	105.4
Natural Gasoline	160	162.9	158.1
Propane	82.3	81	85

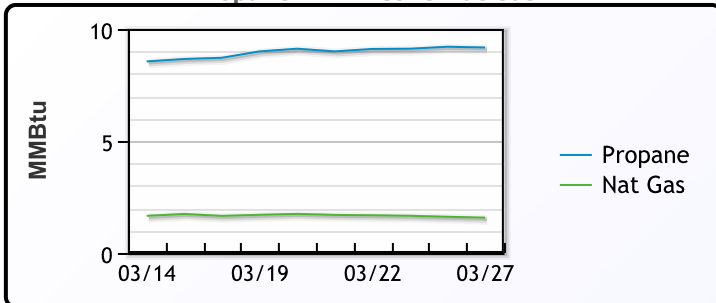
EDMONTON

	Last	Week Ago	Month Ago
Propane	51.5	47.9	51.5

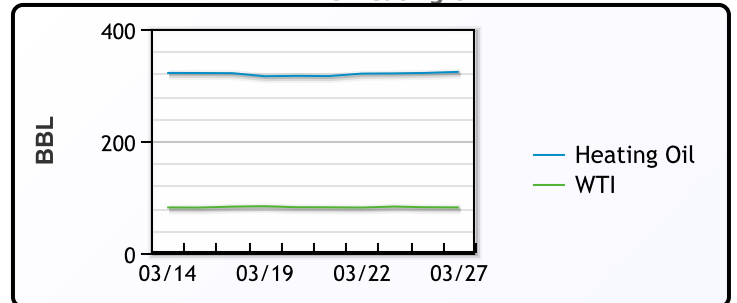
SARNIA

	Last	Week Ago	Month Ago
Propane	98	93.8	104.5

Propane MT.B Tet vs Nat Gas



WTI vs Heating Oil



FX

	Last	Change
CAD	1.3568	0
DXY	104.293	-0.005
Gold	2194.79	15.99

RATES

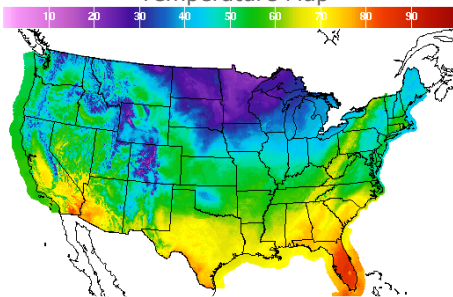
	Last	Change
US 2yr	4.5682	-0.0228
US 10yr	4.1903	-0.0413
CAN 10yr	3.44	-0.058

EQUITIES

	Last	Change
Nasdaq	16399.52	83.82
TSX	1330.07	10.988
S&P 500	5248.49	44.91

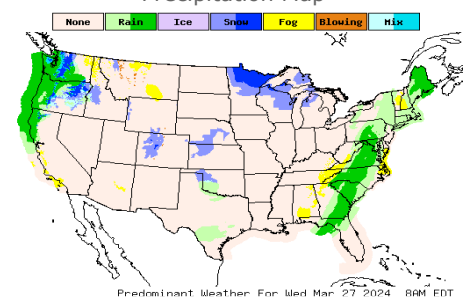
Weather Data

Temperature Map



City	HIGH °F	LOW °F
Calgary	44	19
Conway	28	14
Cushing	50	31
Denver	51	32
Houston	67	53
Mont Belvieu	64	49
Sarnia	45	33
Williston	27	-1

Precipitation Map



This report has been prepared by PFL Petroleum Limited personnel for your information only and the views expressed are intended to provide market commentary and are not recommendations. This report is not an offer to sell or a solicitation of any offer to buy any security. The information contained herein has been compiled by PFL from sources believed to be reliable, but no representation or warranty, express or implied, is made by PFL Petroleum Limited, its affiliates or any other person as to its accuracy, completeness or correctness. Copyright 2017 PFL Petroleum Limited. All Rights Reserved