



# MARKET DAILY

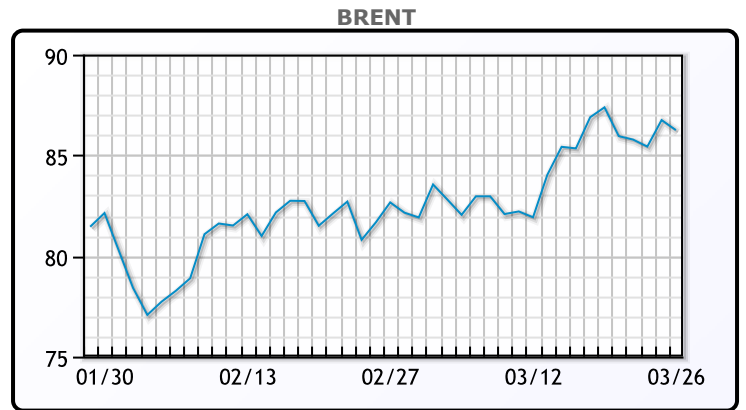
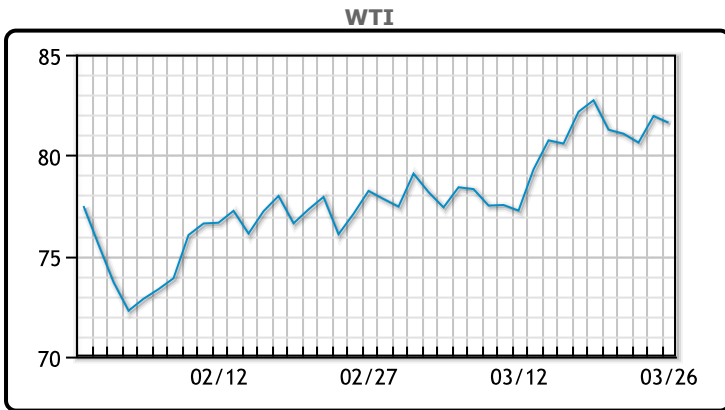
<https://www.pflpetroleum.com>  
 1865 Veterans Park Dr. Suite 303  
 Naples, Florida 34109  
 Phone: 239-390-2885  
 Fax: 239-949-0611  
 Mar 26, 2024 7:12 PM

Major Energy Futures		
	Settle	Change
Brent	86.25	-0.50
Gas Oil	817.5	6.50
Natural Gas	1.788	-0.001
RBOB	270.06	-4.78
ULSD	262.18	-5.68
WTI	81.62	-0.33

**Market Commentary**

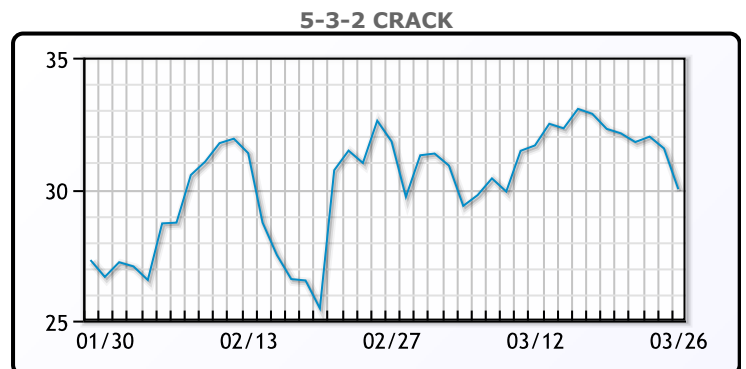
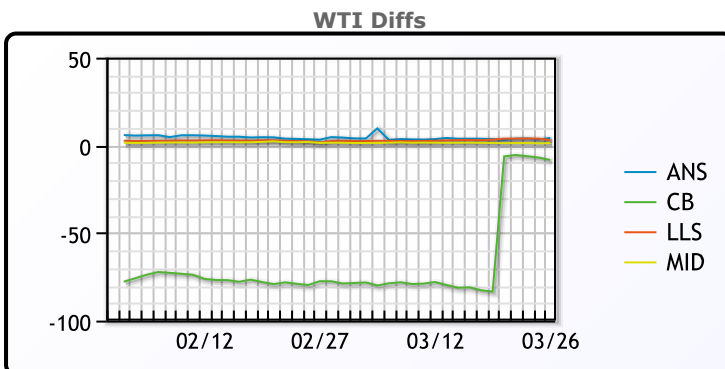
Oil prices were slightly lower today as investors took a more mixed view toward the loss of Russian capacity. Russia's government ordered companies to cut output in the second quarter to meet a 9 million barrels per day (bpd) target to comply with pledges to the OPEC+ consumer group. "Gasoline is seeing the support of reduced availability to the global market from curtailed Russian exports that has filtered through to the U.S.," said Jim Ritterbusch, president of Ritterbusch and Associates in Galena, Illinois. Meanwhile, a slightly weaker U.S. dollar offered some support to oil prices. WTI traded down \$0.33 or -0.4% to close at \$81.62. Brent traded \$0.50 to close at \$86.25.

## Crude & Product Markets

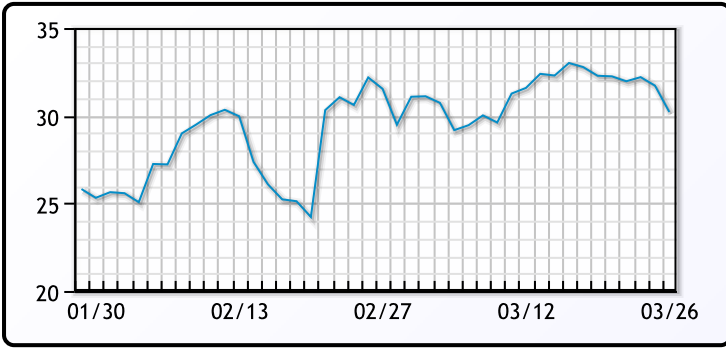


CRUDE			
	Last	Week Ago	Month Ago
ANS	85.77	85.35	82.24
BLS	73.2	73.14	68.65
LLS	84.62	85.34	79.98
Mid	82.86	82.79	79.07
WTI	81.62	81.54	77.58

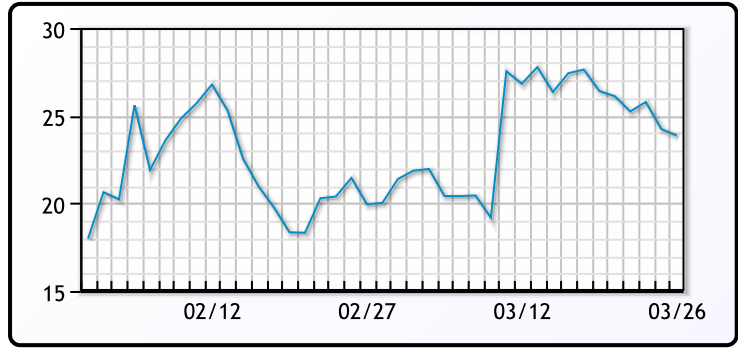
PRODUCTS			
	Last	Week Ago	Month Ago
Gulf RBOB	2.6028	2.6535	2.2932
Gulf ULSD	2.5434	2.5913	2.6588
NYH RBOB	2.4231	2.4321	2.2421
NYH ULSD	2.6118	2.6588	2.7602
USGC 3%	70.86	68.58	66.61



**3-2-1 Crack**



**Gulf 3-2-1 Crack**



**NGLs**

**MB**

	Last	Week Ago	Month Ago
Butane	84.5	99.3	87
IsoButane	123.5	129.3	104.4
Natural Gasoline	161.5	164.8	155.5
Propane	84	83.5	85.8

**CONWAY**

	Last	Week Ago	Month Ago
Butane	94.5	93.3	94
IsoButane	132	134.5	119
Natural Gasoline	156.5	159	148
Propane	78.5	77.8	79.5

**MB NON**

	Last	Week Ago	Month Ago
Butane	99.5	99.4	102
IsoButane	123.5	129.3	104.4
Natural Gasoline	161.5	164.6	155.5
Propane	82.8	82.5	86.3

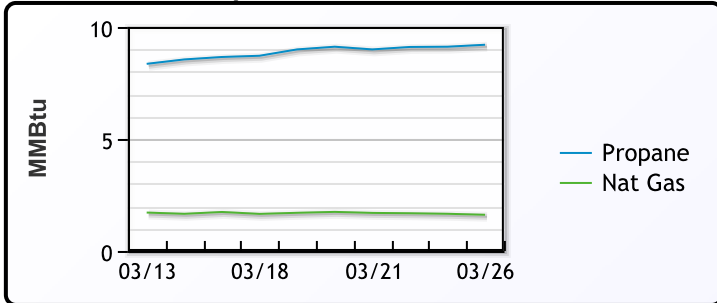
**EDMONTON**

	Last	Week Ago	Month Ago
Propane	50	49.8	52.5

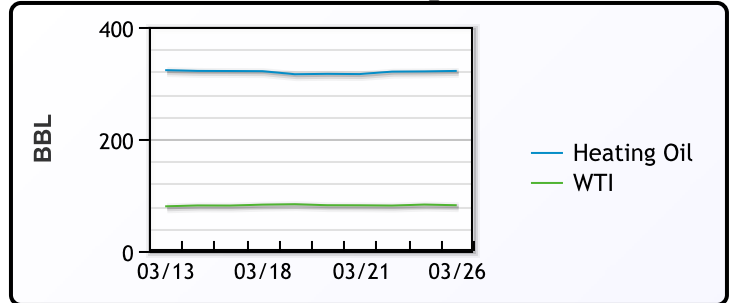
**SARNIA**

	Last	Week Ago	Month Ago
Propane	96.5	93.5	104.5

**Propane MT.B Tet vs Nat Gas**



**WTI vs Heating Oil**



**FX**

	Last	Change
CAD	1.3584	0
DXY	104.298	0.074
Gold	2178.41	-0.39

**RATES**

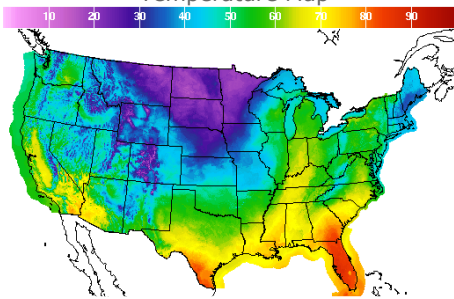
	Last	Change
US 2yr	4.591	-0.0344
US 10yr	4.2316	-0.0138
CAN 10yr	3.498	0.009

**EQUITIES**

	Last	Change
Nasdaq	16315.7	-68.77
TSX	1319.082	-2.275
S&P 500	5203.58	-14.61

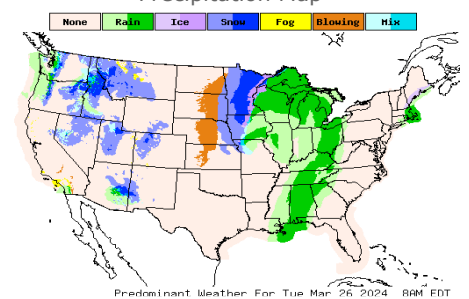
**Weather Data**

**Temperature Map**



City	HIGH °F	LOW °F
Calgary	32	10
Conway	22	13
Cushing	50	30
Denver	42	24
Houston	70	54
Mont Belvieu	70	51
Sarnia	54	43
Williston	21	1

**Precipitation Map**



This report has been prepared by PFL Petroleum Limited personnel for your information only and the views expressed are intended to provide market commentary and are not recommendations. This report is not an offer to sell or a solicitation of any offer to buy any security. The information contained herein has been compiled by PFL from sources believed to be reliable, but no representation or warranty, express or implied, is made by PFL Petroleum Limited, its affiliates or any other person as to its accuracy, completeness or correctness. Copyright 2017 PFL Petroleum Limited. All Rights Reserved