



MARKET DAILY

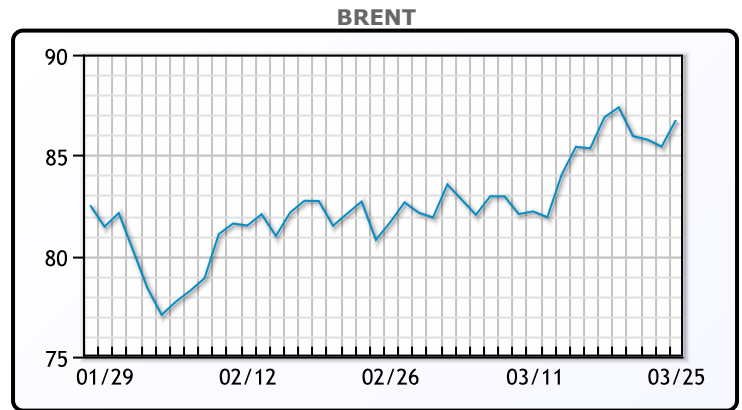
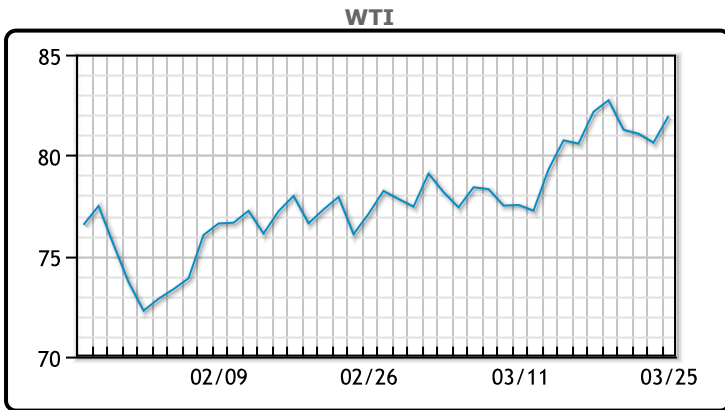
<https://www.pflpetroleum.com>
 1865 Veterans Park Dr. Suite 303
 Naples, Florida 34109
 Phone: 239-390-2885
 Fax: 239-949-0611
 Mar 25, 2024 8:16 PM

Major Energy Futures		
	Settle	Change
Brent	86.75	1.32
Gas Oil	830.25	6.5
Natural Gas	1.615	-0.044
RBOB	274.84	0.86
ULSD	267.86	2.52
WTI	81.95	1.32

Market Commentary

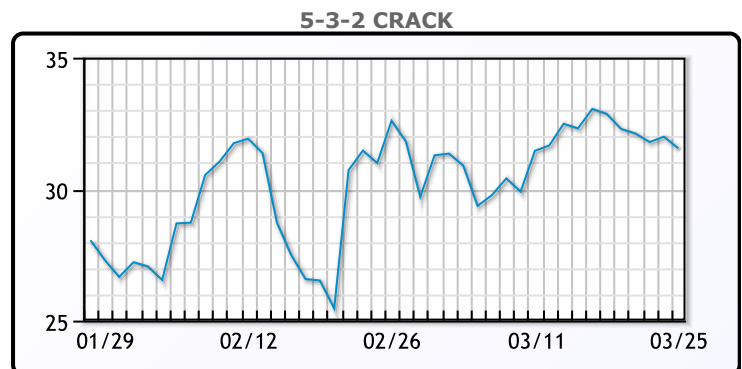
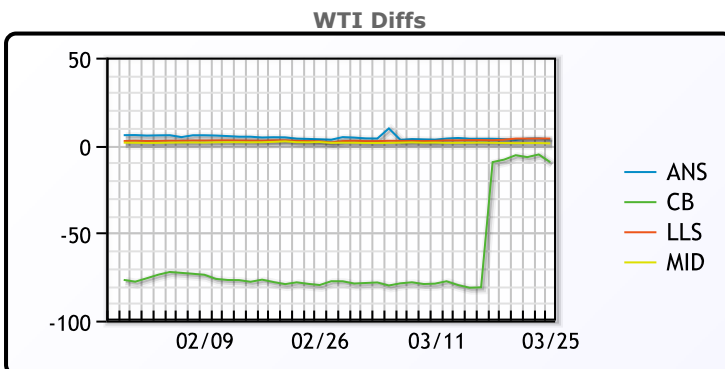
Oil prices were higher today as the Russian government is curbing oil output. Moscow has ordered companies to reduce oil output in the second quarter to meet a production target of 9 million bpd by the end of June, in line with its pledges to the producer group OPEC+, three industry sources said on Monday. "Russia is committed to the OPEC+ cuts. They are looking beyond the current supply and demand fundamentals and looking at unity with OPEC+, as well as the risk of a bigger price shock further down the road," said Phil Flynn, analyst at Price Futures Group. Meanwhile in the middle east Yemen-based Houthi rebels have been ramping up attacks on ships traversing the Red Sea in support of Palestinians in Gaza. WTI traded up \$1.32 or 1.64% to close at \$81.95. Brent traded up \$1.32 or 1.55% to close at \$86.75.

Crude & Product Markets

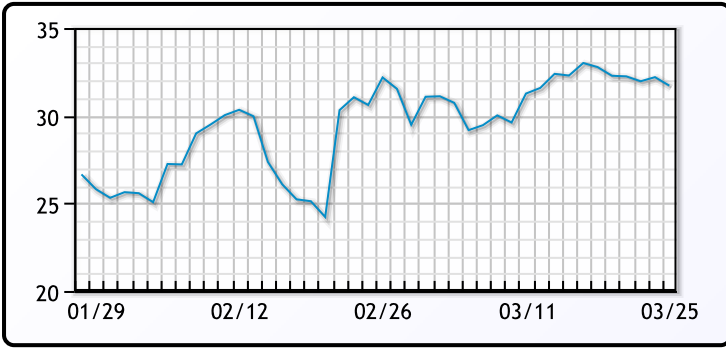


CRUDE			
	Last	Week Ago	Month Ago
ANS	86.23	84.79	80.74
BLS	73.2	73.14	68.65
LLS	86.64	85.48	79.15
Mid	83.96	82.91	78.92
WTI	82.84	81.68	77.54

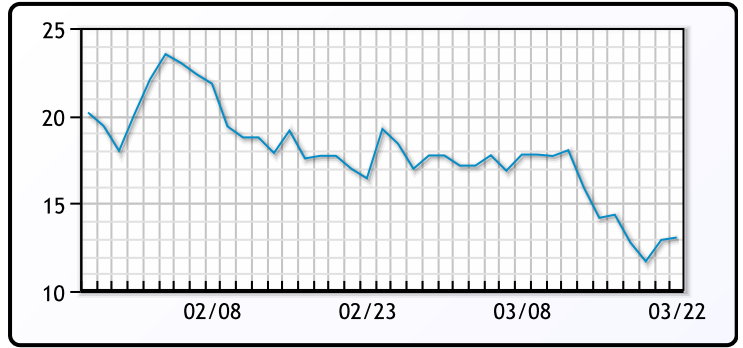
PRODUCTS			
	Last	Week Ago	Month Ago
Gulf RBOB	2.6609	2.6768	2.2518
Gulf ULSD	2.5982	2.6172	2.6061
NYH RBOB	2.4484	2.4387	2.2122
NYH ULSD	2.6761	2.6907	2.6847
USGC 3%	72.55	69.44	65.66



3-2-1 Crack



Gulf 3-2-1 Crack



NGLs

MB

	Last	Week Ago	Month Ago
Butane	85.9	83.2	87
IsoButane	126.8	121.3	104.8
Natural Gasoline	162.8	165	154.3
Propane	84.3	82.4	86

CONWAY

	Last	Week Ago	Month Ago
Butane	94.5	92.5	94
IsoButane	136	135	121
Natural Gasoline	158.4	159.8	149.5
Propane	78.5	76.1	80.3

MB NON

	Last	Week Ago	Month Ago
Butane	100.9	98.3	102.5
IsoButane	126.8	121.3	104.8
Natural Gasoline	162.8	165	154.3
Propane	83.1	81	86.3

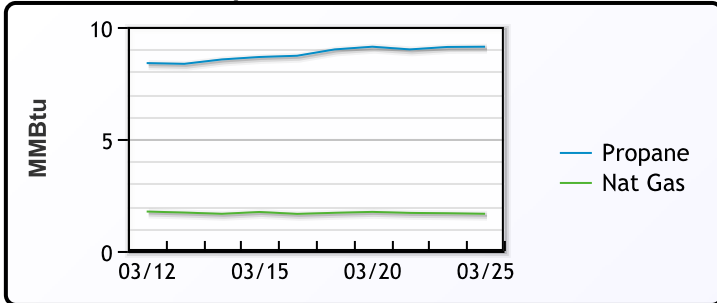
EDMONTON

	Last	Week Ago	Month Ago
Propane	50.3	47.1	53.1

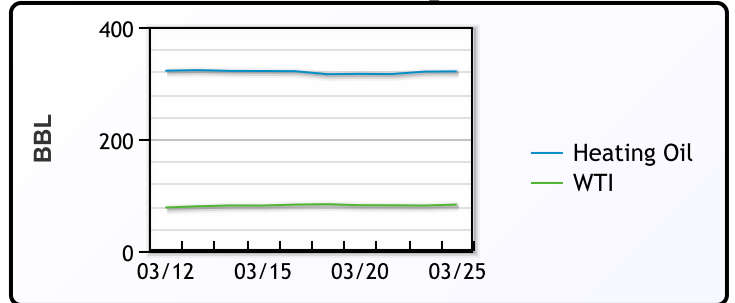
SARNIA

	Last	Week Ago	Month Ago
Propane	96.5	93.1	109

Propane MT.B Tet vs Nat Gas



WTI vs Heating Oil



FX

	Last	Change
CAD	1.3587	0.0001
DXY	104.232	0.008
Gold	2172.56	0.73

RATES

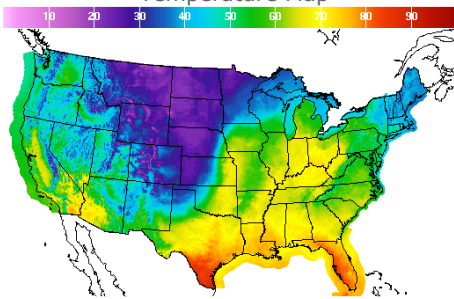
	Last	Change
US 2yr	4.5785	-0.0469
US 10yr	4.2395	-0.0059
CAN 10yr	3.489	0.051

EQUITIES

	Last	Change
Nasdaq	16384.47	-44.35
TSX	1321.357	-2.418
S&P 500	5218.19	-15.99

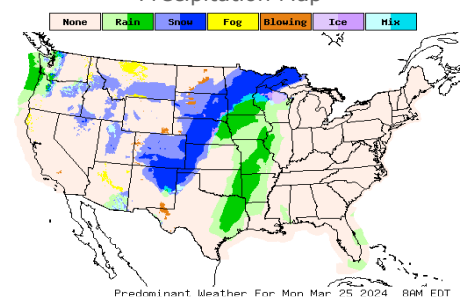
Weather Data

Temperature Map



City	HIGH °F	LOW °F
Calgary	21	6
Conway	27	20
Cushing	61	39
Denver	31	19
Houston	72	65
Mont Belvieu	71	63
Sarnia	52	30
Williston	22	10

Precipitation Map



This report has been prepared by PFL Petroleum Limited personnel for your information only and the views expressed are intended to provide market commentary and are not recommendations. This report is not an offer to sell or a solicitation of any offer to buy any security. The information contained herein has been compiled by PFL from sources believed to be reliable, but no representation or warranty, express or implied, is made by PFL Petroleum Limited, its affiliates or any other person as to its accuracy, completeness or correctness. Copyright 2017 PFL Petroleum Limited. All Rights Reserved