



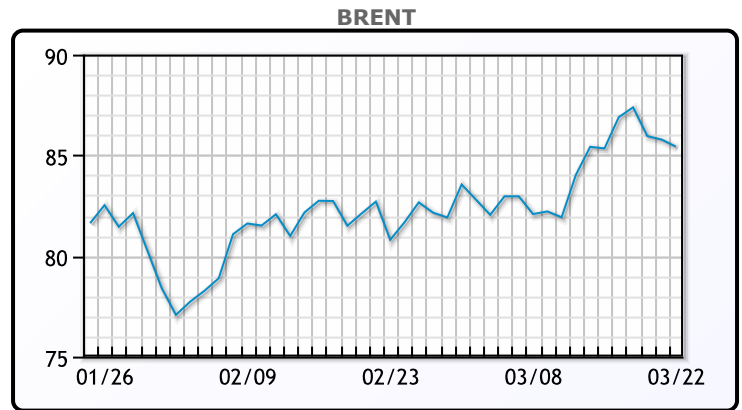
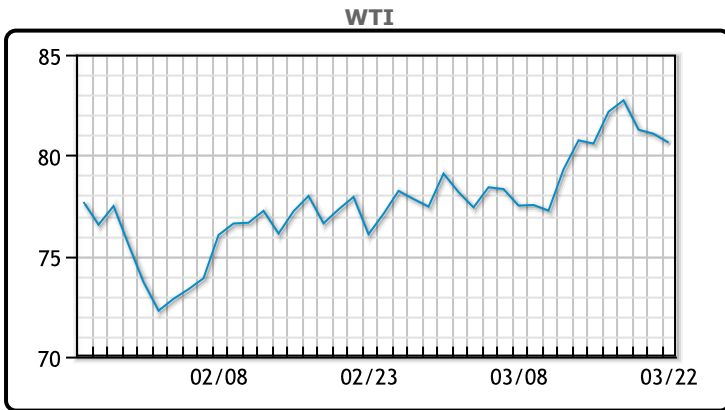
# MARKET DAILY

<https://www.pflpetroleum.com>  
 1865 Veterans Park Dr. Suite 303  
 Naples, Florida 34109  
 Phone: 239-390-2885  
 Fax: 239-949-0611  
 Mar 22, 2024 6:08 PM

Major Energy Futures		
	Settle	Change
Brent	85.43	-0.35
Gas Oil	823.75	-6.75
Natural Gas	1.659	-0.016
RBOB	273.98	-0.61
ULSD	265.34	-2.69
WTI	80.63	-0.44

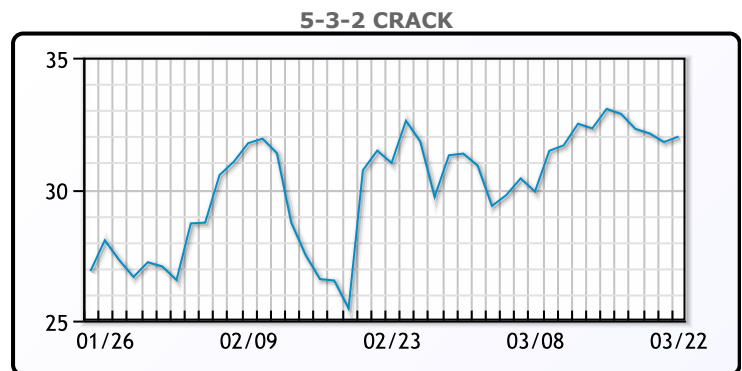
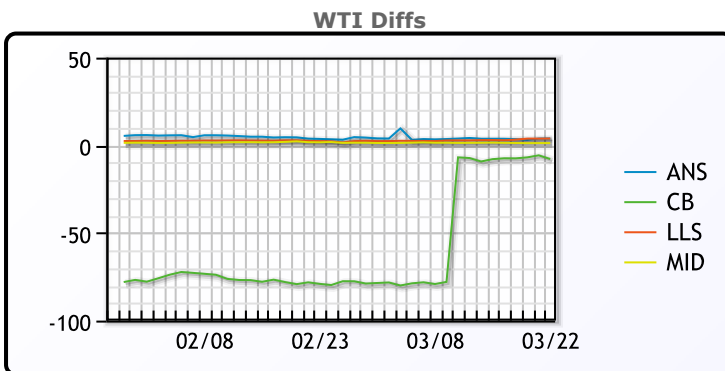
**Market Commentary**  
 Oil prices were down today and are slightly lower week over week on the possibility of a ceasefire in Gaza. "Everyone is watching for what the weekend will bring with Gaza," said John Kilduff, partner with Again Capital LLC, adding that successful peace talks would prompt Yemen's Houthi rebels to allow oil tankers to pass through the Red Sea. Meanwhile, the U.S. dollar was set for a second week of broad gains after the Swiss National Bank's surprise interest rate cut on Thursday bolstered global risk sentiment. While a possible ceasefire meant crude might move more freely globally, a lower U.S. oil rig count and the potential for easing U.S. interest rates helped support prices. The U.S. oil rig count fell by one to 509 this week, according to Baker Hughes data, indicating lower future supply. WTI traded down \$.44 to close at \$80.63. Brent traded down \$.35 to close at \$85.43.

## Crude & Product Markets



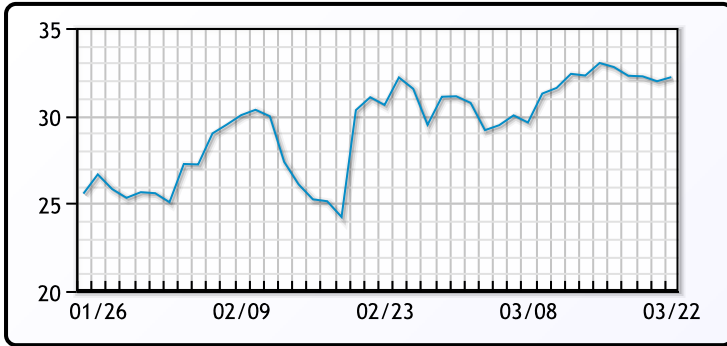
CRUDE			
	Last	Week Ago	Month Ago
ANS	84.91	84.74	83.13
BLS	73.2	73.14	68.65
LLS	84.89	84.04	81.96
Mid	82.31	82.57	81.58
WTI	81.04	81.04	79.71

PRODUCTS			
	Last	Week Ago	Month Ago
Gulf RBOB	2.667	2.6533	2.3175
Gulf ULSD	2.571	2.6545	2.6683
NYH RBOB	2.4408	2.4478	2.2702
NYH ULSD	2.6384	2.7245	2.7655
USGC 3%	68.58	68.58	69.25

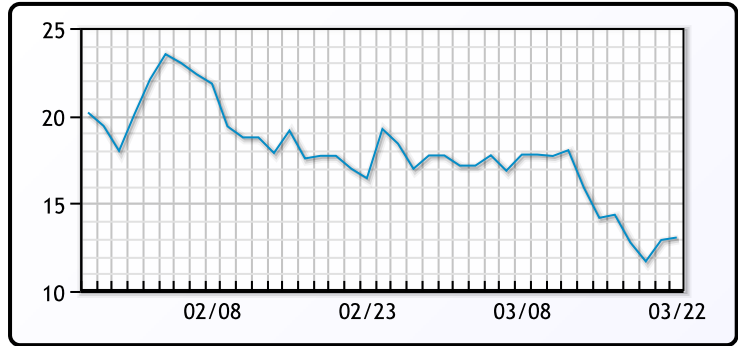


This report has been prepared by PFL Petroleum Limited personnel for your information only and the views expressed are intended to provide market commentary and are not recommendations. This report is not an offer to sell or a solicitation of any offer to buy any security. The information contained herein has been compiled by PFL from sources believed to be reliable, but no representation or warranty, express or implied, is made by PFL Petroleum Limited, its affiliates or any other person as to its accuracy, completeness or correctness. Copyright 2017 PFL Petroleum Limited. All Rights Reserved

3-2-1 Crack



Gulf 3-2-1 Crack



NGLs

MB

	Last	Week Ago	Month Ago
Butane	94.125	91.25	101
IsoButane	124	117	107.5
Natural Gasoline	161	163.8	157
Propane	83.125	79.75	88.25

CONWAY

	Last	Week Ago	Month Ago
Butane	92.75	90	97
IsoButane	133	132.5	122
Natural Gasoline	157	159	150.5
Propane	77.625	74	81.25

MB NON

	Last	Week Ago	Month Ago
Butane	99.125	96.25	104
IsoButane	124	117	107.5
Natural Gasoline	161.25	163.75	156.5
Propane	81.5	78.5	87.1

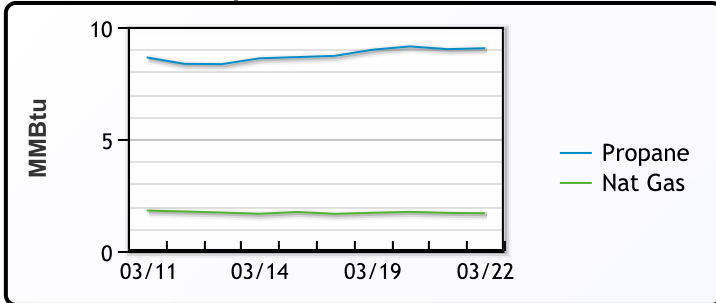
EDMONTON

	Last	Week Ago	Month Ago
Propane	49.5	44.8	54.1

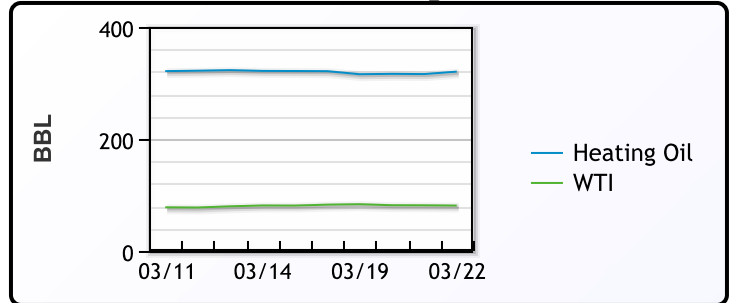
SARNIA

	Last	Week Ago	Month Ago
Propane	96.5	92.3	109

Propane MT.B Tet vs Nat Gas



WTI vs Heating Oil



FX

	Last	Change
CAD	1.3604	0.0073
DXY	104.43	0.423
Gold	2165.44	-15.89

RATES

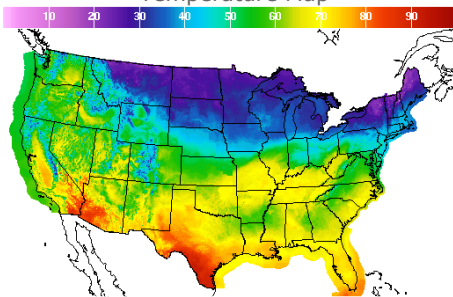
	Last	Change
US 2yr	4.5891	-0.0472
US 10yr	4.1981	-0.0688
CAN 10yr	3.438	-0.078

EQUITIES

	Last	Change
Nasdaq	16428.82	26.98
TSX	1323.775	-6.603
S&P 500	5234.18	-7.35

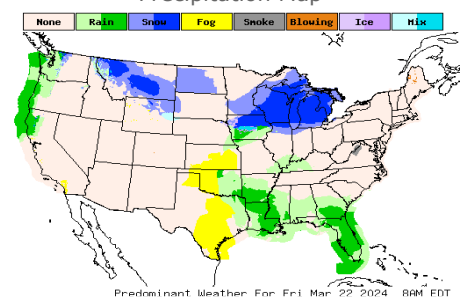
Weather Data

Temperature Map



City	HIGH °F	LOW °F
Calgary	23	14
Conway	26	17
Cushing	65	48
Denver	63	40
Houston	75	60
Mont Belvieu	74	58
Sarnia	30	24
Williston	24	11

Precipitation Map



This report has been prepared by PFL Petroleum Limited personnel for your information only and the views expressed are intended to provide market commentary and are not recommendations. This report is not an offer to sell or a solicitation of any offer to buy any security. The information contained herein has been compiled by PFL from sources believed to be reliable, but no representation or warranty, express or implied, is made by PFL Petroleum Limited, its affiliates or any other person as to its accuracy, completeness or correctness. Copyright 2017 PFL Petroleum Limited. All Rights Reserved