



# MARKET DAILY

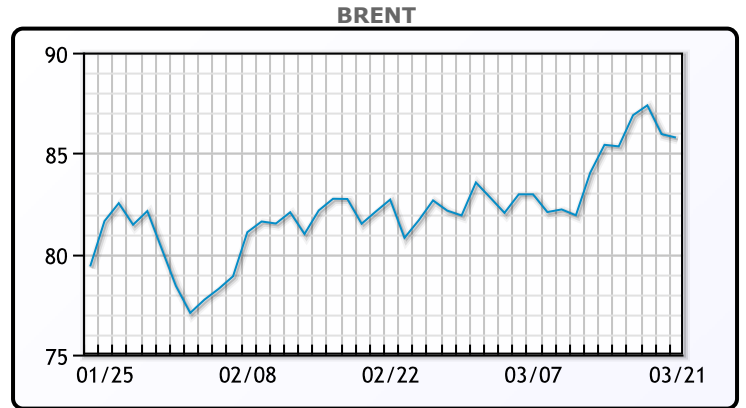
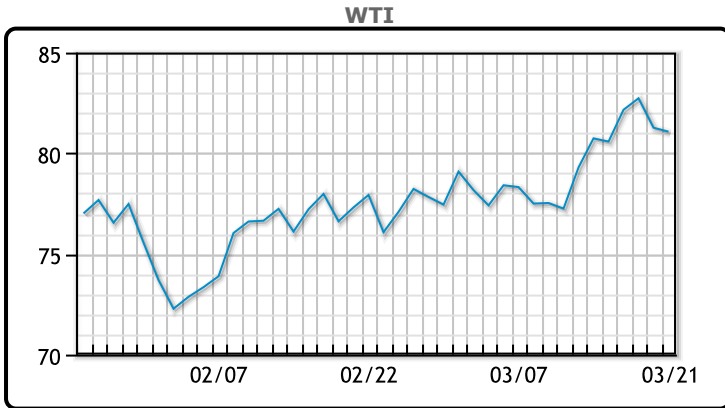
<https://www.pflpetroleum.com>  
 1865 Veterans Park Dr. Suite 303  
 Naples, Florida 34109  
 Phone: 239-390-2885  
 Fax: 239-949-0611  
 Mar 21, 2024 7:13 PM

Major Energy Futures		
	Settle	Change
Brent	85.78	-0.17
Gas Oil	821	-24
Natural Gas	1.683	-0.016
RBOB	272.71	-0.61
ULSD	266.88	-2.69
WTI	81.07	-0.2

**Market Commentary**

Oil prices settled lower on Thursday pressured by weakening gasoline demand. Though gasoline inventories fell last week for a seventh week, gasoline product supplied, a proxy for product demand, slipped below 9 million barrels. The fall suggested that gasoline markets, which had underpinned a recent market rally, may have been overbought, according to Bob Yawger, director of energy futures at Mizuho. U.S. business activity held steady in March, but prices increased across the board, suggesting that inflation could remain elevated after picking up at the start of the year. WTI traded down \$.20 or -.3% to close at \$81.07. Brent traded down \$.17 or .2% to close at \$85.78.

## Crude & Product Markets

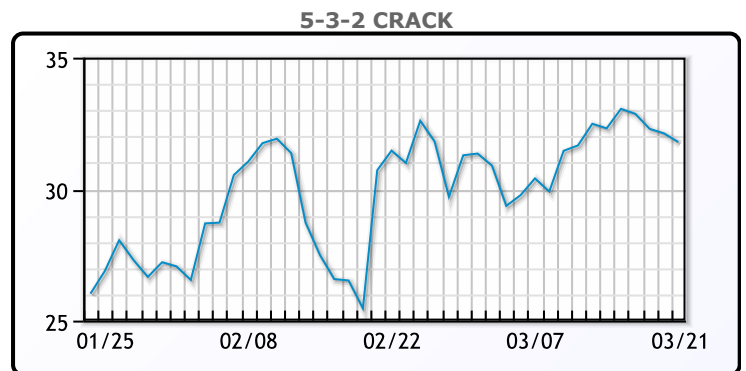
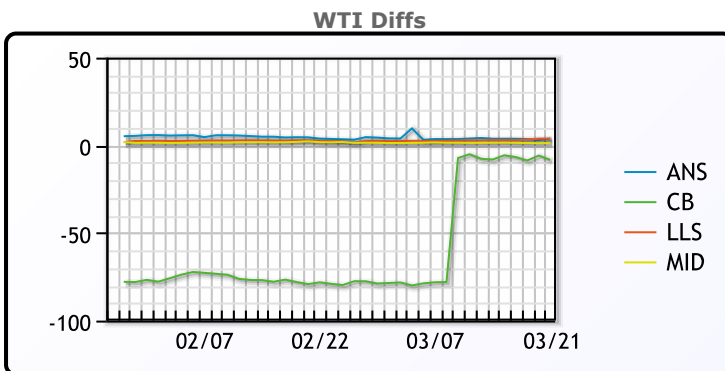


**CRUDE**

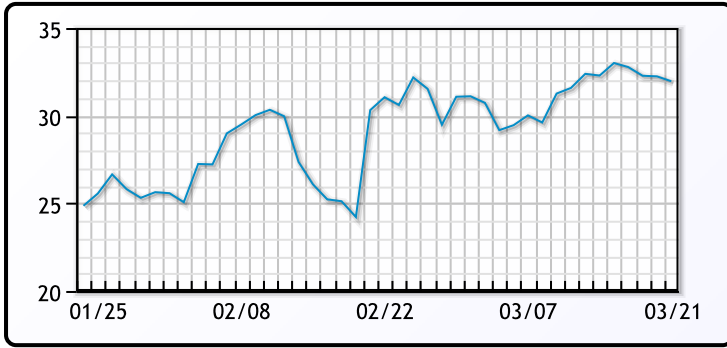
	Last	Week Ago	Month Ago
ANS	85.35	84.74	82.68
BLS	73.2	73.14	68.65
LLS	85.34	84.04	81.42
Mid	82.79	82.57	80.75
WTI	81.54	81.04	79.04

**PRODUCTS**

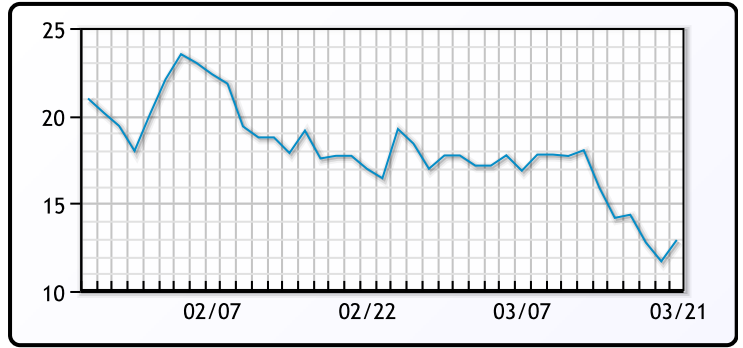
	Last	Week Ago	Month Ago
Gulf RBOB	2.6535	2.6533	2.2508
Gulf ULSD	2.5913	2.6545	2.6227
NYH RBOB	2.4321	2.4478	2.2275
NYH ULSD	2.6588	2.7245	2.7222
USGC 3%	68.58	68.58	69.25



**3-2-1 Crack**



**Gulf 3-2-1 Crack**



**NGLs**

**MB**

	Last	Week Ago	Month Ago
Butane	84.5	80.1	90
IsoButane	126.5	117.9	108
Natural Gasoline	162.4	165.2	155.8
Propane	83.4	79.3	86.6

**CONWAY**

	Last	Week Ago	Month Ago
Butane	93	88.3	95.5
IsoButane	135	127	120
Natural Gasoline	157.5	159.5	149
Propane	77.8	72.4	79.9

**MB NON**

	Last	Week Ago	Month Ago
Butane	99.5	95.1	105
IsoButane	126.5	117.9	108
Natural Gasoline	162.4	165.2	155.8
Propane	81.9	78	87.4

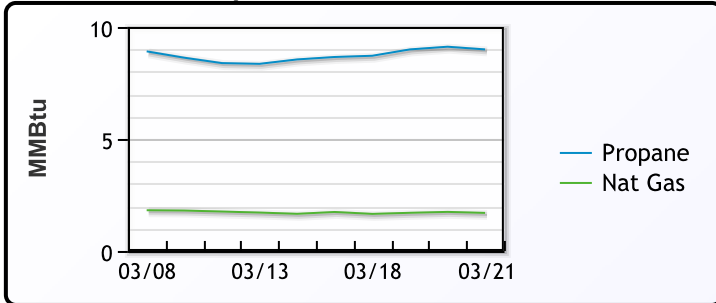
**EDMONTON**

	Last	Week Ago	Month Ago
Propane	49.6	42.9	51.9

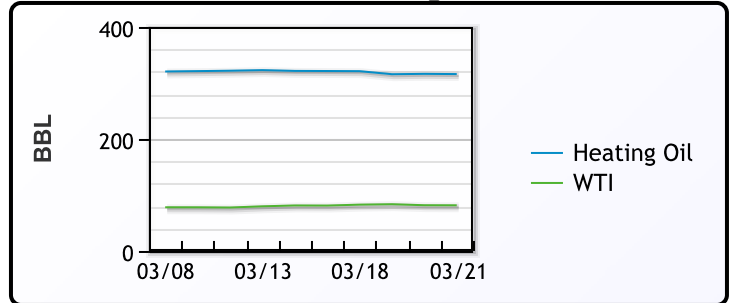
**SARNIA**

	Last	Week Ago	Month Ago
Propane	96	92.3	109

**Propane MT.B Tet vs Nat Gas**



**WTI vs Heating Oil**



**FX**

	Last	Change
CAD	1.353	-0.0001
DXY	104.007	0.618
Gold	2181.43	0.1

**RATES**

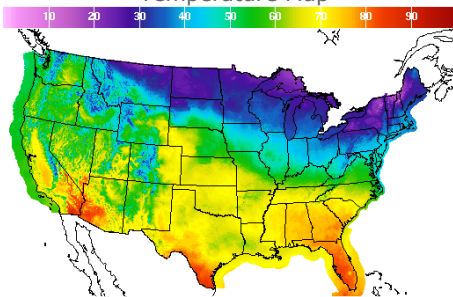
	Last	Change
US 2yr	4.6363	0.034
US 10yr	4.2669	-0.0059
CAN 10yr	3.516	0.026

**EQUITIES**

	Last	Change
Nasdaq	16401.84	32.43
TSX	1330.378	2.548
S&P 500	5241.53	16.91

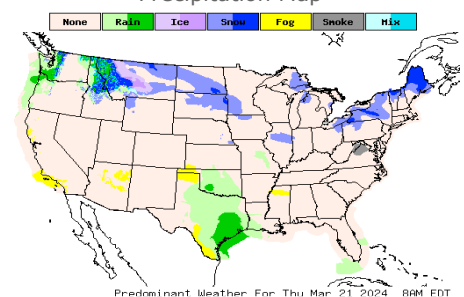
**Weather Data**

**Temperature Map**



City	HIGH °F	LOW °F
Calgary	23	17
Conway	26	15
Cushing	68	53
Denver	65	43
Houston	66	63
Mont Belvieu	65	61
Sarnia	31	21
Williston	24	19

**Precipitation Map**



This report has been prepared by PFL Petroleum Limited personnel for your information only and the views expressed are intended to provide market commentary and are not recommendations. This report is not an offer to sell or a solicitation of any offer to buy any security. The information contained herein has been compiled by PFL from sources believed to be reliable, but no representation or warranty, express or implied, is made by PFL Petroleum Limited, its affiliates or any other person as to its accuracy, completeness or correctness. Copyright 2017 PFL Petroleum Limited. All Rights Reserved